



VOLVO XC60

WIRING DIAGRAM 2013



TP 39253202 Structure week 12w20

Vehicles with SRS (Airbag)/SIPS bag/IC (Inflatable Curtain)

Warning!

Extra caution must be exercised when working on vehicles equipped with SRS/SIPS bag/IC in order to avoid:

1. Personal injuries when performing repair work.
2. Damage or malfunction of the SRS/SIPS bag/IC system.

Work involving the SRS/SIPS bag/IC systems or other components in the vehicle that may affect the SRS/SIPS bag/IC systems must always be performed by an authorized Volvo workshop.

In case of doubt, consult the SRS and SIPS bag/IC service manual.

Is the vehicle equipped with SRS/SIPS bag/IC?

Vehicles with SRS are most easily recognized by the letters SRS in the center of the steering wheel. If the vehicle also has a passenger side airbag, the letters SRS are stamped on the dashboard above the glove compartment. SRS vehicles from 1993 and onward also have explosive seat belt tensioners. SIPS bags are only installed on SRS vehicles from 1995 and onward. SIPS bag decals are located on the windshield and seat compartment. Vehicles with IC can be recognized by the letters IC on the C/D panel (4 door) or the B panel (5 door).

General recommendations

- Be especially careful when working on or around SRS, SIPS, and IC components.
- Make sure that no wires are pinched, frayed, or pierced.
- Never install accessories by the sensors.
- Where applicable, work on the steering wheel, steering shaft, or steering gear must be done in accordance with the methods in the SRS section of VIDA.
- Certain components of the aforementioned systems must be grounded while working. Read the appropriate sections in VIDA.
- Install no accessories in the areas between the A and B-posts, the B and C-posts, and the C and D-posts.

Test terminal

Data link connector in the passenger compartment.

Changes introduced up to and including structure week 12w20

Any changes made to the vehicles after this date are not included in the manual. If necessary refer to service bulletins.

Volvo models are sold in versions adapted for different markets. These adaptations depend on factors such as legal requirements, taxation, and market demands.

This manual may therefore include illustrations and text that do not apply to the vehicles in your country.

Ordering:

Electronic Wiring Diagrams (EWD) can be ordered from the Technical Information Shop (TIS)
We reserve the right to make modifications.

Table of Contents 1:3

| | |
|---|---|
| Vehicles with SRS (Airbag)/SIPS bag/IC (Inflatable Curtain) | 2 |
| Explanations | 6 |
| Abbreviations | 6 |
| How to use the wiring diagrams 1:2..... | 7 |

Electrical distribution

| | |
|---|----|
| Overview without Start/stop function | 9 |
| Overview with Start/stop function | 10 |
| Overview, Distribution box in engine compartment | 11 |
| Overview, Distribution box in passenger compartment | 12 |
| Overview, Distribution box in cargo compartment | 13 |

Fuses

| | |
|--|----|
| Distribution box in engine compartment F1-F7 | 14 |
| Distribution box in engine compartment F8 - F23..... | 15 |
| Distribution box in engine compartment F27-F37..... | 16 |
| Distribution box in engine compartment F38 | 17 |
| Distribution box in engine compartment F39 - F44..... | 18 |
| Central electronic module (CEM) F1 - F6..... | 19 |
| Central electronic module (CEM) F7 - F16..... | 20 |
| Central electronic module (CEM) F18 - F24 | 21 |
| Distribution box in passenger compartment F1 - F20... .. | 22 |
| Distribution box in passenger compartment F21 - F30. .. | 23 |
| Distribution box in cold zone F1 - MF2 | 24 |
| Distribution box in cargo compartment FA1 - FA11 | 25 |
| Battery PF1 - PF2 | 26 |

Relays

| | |
|--|----|
| Relays in the engine compartment R1 - R9..... | 27 |
| Relays in the engine compartment R10 - R13..... | 28 |
| Relays in passenger and cargo compartments | 29 |

Ground connections

| | |
|-----------------------|----|
| Overview | 30 |
| 31/1 - 31/7 | 31 |
| 31/10 - 31/15 | 32 |
| 31/15 - 31/48 | 33 |
| 31/65 - 31/83 | 34 |
| 31/84 - 31/90 | 35 |
| 31/93 - 31/131 | 36 |
| 31/XX4 - 31/TRM | 37 |

Control modules

| | |
|--|----|
| Overview locations..... | 38 |
| Overview designations..... | 39 |
| Central electronic module (CEM) 1:3..... | 40 |
| Data communication high speed CAN | 43 |
| Data communication intermediate speed CAN, LHD... .. | 44 |
| Data communication intermediate speed CAN, RHD | 45 |
| Data communication Local CAN | 46 |
| Data communication MOST | 47 |
| Data communication, LIN 1:2..... | 48 |
| Steering Wheel Module (SWM) | 50 |

Group 26 Cooling system

| | |
|----------------------------------|----|
| Cooling fan 4-Cyl. Turbo | 51 |
| Cooling fan, 5-Cyl. Diesel | 52 |
| Cooling fan 6-Cyl. | 53 |

Group 27 Engine controls

| | |
|--|----|
| Cruise control 4-Cyl. Turbo | 54 |
| Cruise control 5-Cyl. Diesel | 55 |
| Cruise control 6-Cyl. | 56 |
| Start-/Stop function 4-Cyl. Turbo | 57 |
| Start-/stop function 5-Cyl. Diesel | 58 |

Group 28 Ignition and control system

| | |
|--|----|
| Engine management system, 5-Cyl. Diesel 1:3 | 59 |
| Engine management system, 4-Cyl. Turbo 2.0l 1:2..... | 62 |
| Engine management system 6-Cyl. 1:2 | 64 |
| Engine management system, 6-Cyl. Turbo 1:2..... | 66 |
| Emission control 4-Cyl. Turbo..... | 68 |
| Emission control 6-Cyl. | 69 |

Group 32 Alternator and voltage regulator

| | |
|--|----|
| Power supply 4-Cyl. Turbo..... | 70 |
| Power supply 5-Cyl. & 6-Cyl. | 71 |
| Power supply 4- & 5-Cyl. with Start/Stop | 72 |

Group 33 Starting system

| | |
|------------------------------------|----|
| Starting system 4-Cyl. Turbo | 73 |
| Starting system 5- & 6-Cyl. | 74 |

Table of Contents 2:3

Group 35 Lighting

| | |
|------------------------------------|----|
| High and low beam | 75 |
| High and low beam (Dual Xenon) | 76 |
| Beam length adjustment, manual | 77 |
| Running/Parking light, Tail lights | 78 |
| Fog lights | 79 |
| Daytime Running Lights | 80 |
| Brake lights | 81 |
| Reversing lights | 82 |
| Follow-me-home lighting LHD | 83 |
| Follow-me-home lighting RHD | 84 |
| Active headlight | 85 |
| Interior lighting, LHD 1:2 | 86 |
| Interior lighting, RHD 1:2 | 88 |
| Lighting in door sill trims | 90 |
| Auxiliary lights | 91 |

Group 36 Additional electrical equipment

| | |
|---|-----|
| Rain sensor | 92 |
| Direction indicator and hazard warning flashers LHD | 93 |
| Direction indicator and hazard warning flashers RHD | 94 |
| Wiper/Washer windshield | 95 |
| Washer headlights | 96 |
| Wiper/Washer rear window | 97 |
| Keyless vehicle 1:2 | 98 |
| Horn | 100 |
| Anti-theft alarm | 101 |
| Parking assistance | 102 |
| Collision warning with power brake booster | 103 |
| Tire pressure monitoring system (TPMS) | 104 |
| Alcohol lock | 105 |

Group 37 Wiring and fuses

| | |
|---------------------------------------|-----|
| Diagnostics system | 106 |
| Outlet 12 V | 107 |
| Cable harness towbar/tow hitch 4-pin | 108 |
| Cable harness towbar/tow hitch 7-pin | 109 |
| Cable harness towbar/tow hitch 13-pin | 110 |
| USB unit (AUU) | 111 |

Group 38 Instruments

| | |
|---------------------------|-----|
| Seat belt reminder | 112 |
| Driver information module | 113 |

Group 39 Other

| | |
|------------------------------|-----|
| Rear seat entertainment, RSE | 114 |
| Audio High/Premium 1:3 | 115 |
| Audio 1:2 | 118 |
| Cellular phone 1:2 | 120 |
| DAB Radio | 122 |

| | |
|---|-----|
| Multimedia monitor with DVD, Dual Screen RSE | 123 |
| TV receiver / TV control module | 124 |
| Bluetooth Handsfree | 125 |
| Navigation system & Traffic information, portable | 126 |
| Satellite radio | 127 |
| Parking camera | 128 |
| Parking camera rear | 129 |
| Wide angle camera front | 130 |

Group 43 Transmission

| | |
|--------------------------------------|-----|
| Automatic transmission AWF21 | 131 |
| Transmission M66 | 132 |
| Automatic transmission MPS6 | 133 |
| Differential electronic module (DEM) | 134 |

Group 55 Parking brake

| | |
|------------------------|-----|
| Electric parking brake | 135 |
|------------------------|-----|

Group 59 Brake system

| | |
|-----------------------------|-----|
| Brake control system & DSTC | 136 |
|-----------------------------|-----|

Group 64 Steering

| | |
|--------------------------------|-----|
| Speed dependent power steering | 137 |
|--------------------------------|-----|

Group 76 Shock absorbers

| | |
|--------|-----|
| Four-C | 138 |
|--------|-----|

Group 83 Doors and openings

| | |
|--------------------------------------|-----|
| Central locking front doors LHD | 139 |
| Central locking front doors RHD | 140 |
| Central locking rear doors | 141 |
| Central locking tailgate with POT | 142 |
| Central locking tailgate without POT | 143 |
| Signal receiver central locking | 144 |
| Central locking fuel filler flap | 145 |
| Power windows front doors LHD | 146 |
| Power windows front doors RHD | 147 |
| Power windows rear doors | 148 |
| Power sunroof | 149 |

Group 84 Exterior decorative elements, etc.

| | |
|-----------------------------------|-----|
| Power door mirrors LHD | 150 |
| Power door mirrors RHD | 151 |
| Heated door mirrors LHD | 152 |
| Heated door mirrors RHD | 153 |
| Blind spot information system LHD | 154 |
| Blind spot information system RHD | 155 |
| Heated rear window | 156 |

Table of Contents 3:3

Group 85 Interior equipment

| | |
|---|-----|
| Power driver's seat with memory function, LHD | 157 |
| Power driver's seat with memory function, RHD | 158 |
| Power passenger seat, LHD | 159 |
| Power passenger seat, RHD | 160 |
| Heated front seats with fans | 161 |
| Heated front seats without fans | 162 |
| Heated rear seat | 163 |
| Adjustable Lumbar support | 164 |

Group 87 Climate control system

| | |
|--|-----|
| Climate control system PTC-elements | 165 |
| Climate control system, 4-Cyl. 1:2 | 166 |
| Climate control system 5-Cyl. & 6-Cyl. 1:2 | 168 |
| Parking heater, auxiliary heater | 170 |
| Parking heater, remote start | 171 |

Group 88 Internal equipment

| | |
|---|-----|
| Supplemental restraint system 1:2 | 172 |
| Remote control opener garage door | 174 |
| Power folding headrest | 175 |
| Rear-view mirror with automatic dimming | 176 |

| | |
|-------------------------|------------|
| Connectors | 177 |
|-------------------------|------------|

| | |
|-------------------------------|------------|
| Branching points | 214 |
|-------------------------------|------------|

Cable harness routing in vehicle

| | |
|------------------------------------|-----|
| Harness engine 4-Cyl. Turbo | 233 |
| Harness engine, 6-Cyl. | 233 |
| Harness engine, 6-Cyl. Turbo | 234 |
| Harness engine, Diesel 2.0l | 234 |
| Harness engine, Diesel 2.4l | 235 |
| Engine compartment harness | 236 |
| Dashboard harness, LHD | 237 |
| Harness Dashboard, RHD | 238 |
| Floor Harness, LHD | 239 |
| Floor Harness, RHD | 240 |
| Harness infotainment, LHD | 241 |
| Harness infotainment, RHD | 242 |
| Roof harness | 243 |
| Center console harness | 243 |
| Tunnel harness | 244 |
| Harness front door, left | 245 |
| Harness front door, right | 245 |
| Harness rear door, left | 246 |
| Harness rear door, right | 246 |
| Tailgate harness | 247 |
| Harnesses rear axle | 247 |

| | |
|--------------------------------------|------------|
| Component illustrations | 248 |
|--------------------------------------|------------|

| | |
|------------------------|------------|
| Index 1:2 | 303 |
|------------------------|------------|

| | |
|-------------------------------------|------------|
| List of components 1:7 | 305 |
|-------------------------------------|------------|

Explanations

Abbreviations

Groups

| | |
|----------|--------------------------------------|
| Group 26 | = Cooling system |
| Group 27 | = Engine controls |
| Group 28 | = Ignition and control system |
| Group 32 | = Alternator and voltage regulator |
| Group 33 | = Starting system |
| Group 35 | = Lighting |
| Group 36 | = Additional electrical equipment |
| Group 37 | = Wiring and fuses |
| Group 38 | = Instruments |
| Group 39 | = Other |
| Group 43 | = Transmission |
| Group 55 | = Parking brake |
| Group 59 | = Brake system |
| Group 64 | = Steering |
| Group 76 | = Shock absorbers |
| Group 83 | = Doors and openings |
| Group 84 | = Exterior decorative elements, etc. |
| Group 85 | = Interior equipment |
| Group 87 | = Climate control system |
| Group 88 | = Internal equipment |
| Group 89 | = Body other |

Ignition switch symbols

| | |
|-----|--|
| X | = Accessories (audio position) |
| S | = Powered upon insertion of key |
| 15 | = Contact remains connected during start |
| 15l | = Contact is broken while starting |
| 30 | = Constant power from the battery |
| 50 | = Start |

Countries/Markets

| | |
|-------|----------------------------------|
| A | = Austria |
| AUS | = Australia |
| B | = Belgium |
| CDN | = Canada |
| CH | = Switzerland |
| D | = Germany |
| DK | = Denmark |
| E | = Spain |
| EU/OS | = Markets outside USA and Canada |
| FIN | = Finland |
| GB | = Great Britain |
| ISR | = Israel |
| J | = Japan |
| KOR | = Korea |
| N | = Norway |
| NL | = Netherlands |
| S | = Sweden |
| USA | = United States of America |
| WEU | = Western Europe |

Other

| | |
|----------|--------------------------------------|
| ACC | = Adaptive Cruise Control |
| Ag | = Silver plated |
| Au | = Gold plated |
| AUTO | = Automatic transmission |
| BLIS | = Blind spot information system |
| CAN | = CAN communication |
| DPY | = Display |
| ECC | = Electronic climate control system |
| ETA | = Throttle unit |
| EXC | = Exclusive |
| GDL | = Gas discharge lamp |
| HS | = High speed data bus |
| KEYLESS | = Keyless vehicle |
| IR | = Infrared sensor |
| LIN | = LIN communication |
| LH | = Left-hand side |
| LHD | = Left-hand drive |
| MAN | = Manual transmission |
| MEMORY | = Memory driver's seat |
| MIRCAM | = Parking camera in rear-view mirror |
| MS | = Midspeed data bus |
| MMS | = Mass Movement Sensor |
| PANROOF | = Panoramic roof |
| PETROL | = Gasoline |
| RH | = Right-hand side |
| RHD | = Right-hand drive |
| RTI | = Road Traffic Information |
| SCR | = Screened |
| SRS | = Airbag |
| T | = Turbocharged engine |
| W/O | = Without |
| 2WD | = Two-wheel drive |
| 4CYL, I4 | = 4-cylinder engine |
| 5CYL, I5 | = 5-cylinder engine |
| 6CYL, I6 | = 6-cylinder engine |

Colors

| | |
|--------|---------------|
| BK, SB | = Black |
| BN | = Brown |
| BU, BL | = Blue |
| GN | = Green |
| GY, GR | = Gray |
| LGN | = Light Green |
| NL | = Natural |
| OG, OR | = Orange |
| PK, P | = Pink |
| RD, R | = Red |
| VT, VO | = Violet |
| WH, W | = White |
| YE, Y | = Yellow |

How to use the wiring diagrams 1:2

The descriptions below apply in general to all wiring diagram manuals, although not all sections are necessarily contained in this manual.

A. Component designation

Every component has a component designation that consists of two parts.

The first part is a type number that describes the type of component in question, for example 3/xx.

The second part of the designation is a serial number, e.g. x/2.

Together, this constitutes a component designation, e.g. 3/2.

At the end of the manual is a list of components, where, with the help of the component designation, you can read off the name of the component, for example, 3/2 = light switch.

List of type numbers

The list shows which type of component that respective type numbers refer to, for example, 3/x = switch, 6/x = electric motor, etc.

| | |
|----|----------------------------------|
| 1 | Battery |
| 2 | Relay |
| 3 | Switch |
| 4 | Control module |
| 5 | Driver information module |
| 6 | Electric motor |
| 7 | Sensor |
| 8 | Actuator |
| 9 | Heating element |
| 10 | Light |
| 11 | Fuse |
| 15 | Electrical distribution rail/box |
| 16 | Audio |
| 17 | Service/diagnostics |
| 18 | Contact reel |
| 19 | Meter |
| 20 | Ignition component/shunt |
| 27 | Optics |
| 31 | Ground connection |
| 73 | Branching point |
| 74 | Connector |

The systems are shown in non-active status.i.e. with "key removed" and when the doors, hatches and hood are closed.

B. Branching points

The wiring diagrams contain numbered branching points, for example 73/5035.

This manual contains a section with a list of branching points. This list shows all the components that are connected to each branching point.

The location of the branching points is shown in the "Cable harness routing in vehicle" section.

C. Connectors

Connectors provide a bridge between two cable harnesses and are described in the "Connectors" section.

D. Electrical distribution

Operation of the fuses and relays is shown in the "Electrical distribution" section.

E. Data communication

Today's cars contain CAN, LIN and MOST networks that transfer information. Connections to these networks are not shown in their entirety in the respective wiring diagram. Complete information on CAN, LIN and MOST communication is found in the section "Control modules".

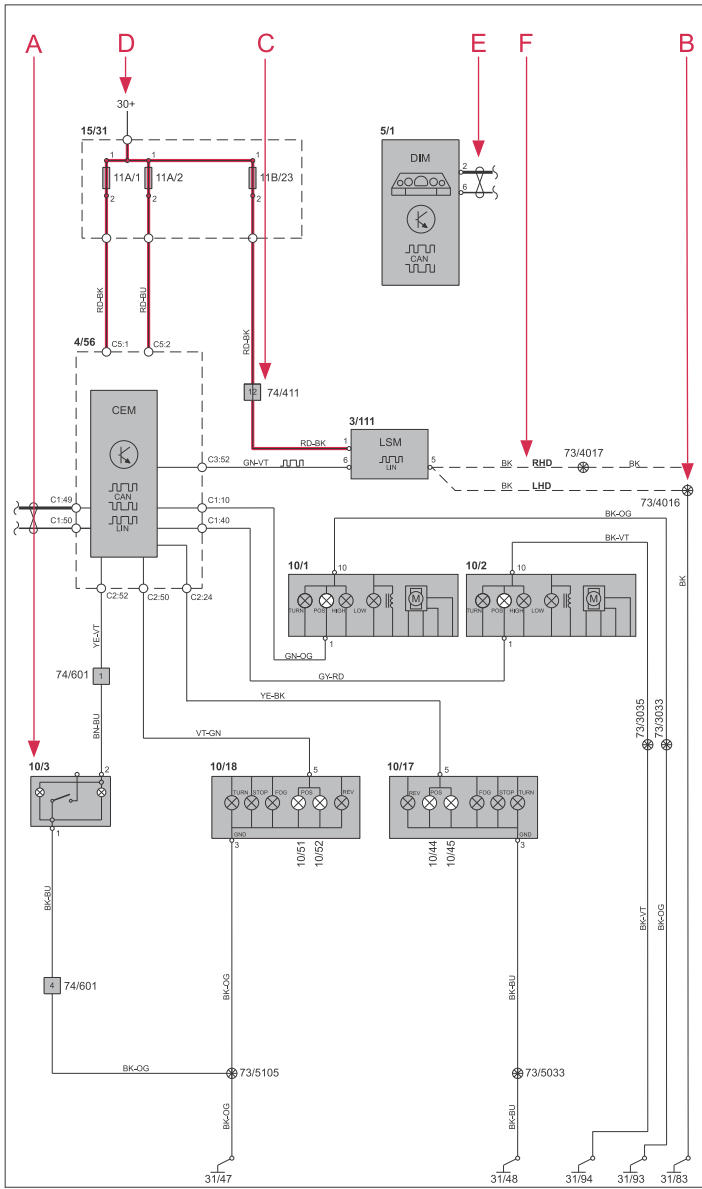
F. Abbreviations

A number of different abbreviations are used in the manual. These are explained in the section "Abbreviations".


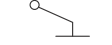



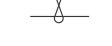


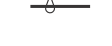






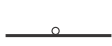






G. Component location

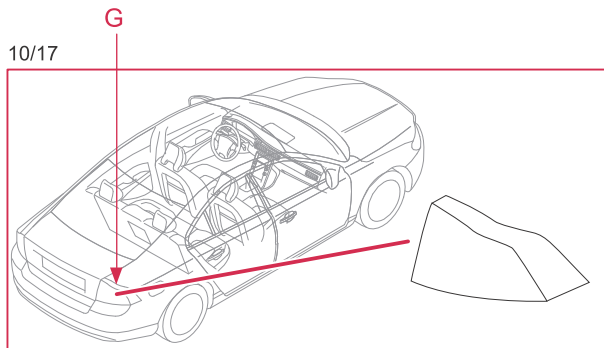
There is a section at the end of the manual in which the appearance and location of components is described in numerical order.

How to use the wiring diagrams 2:2



List of symbols

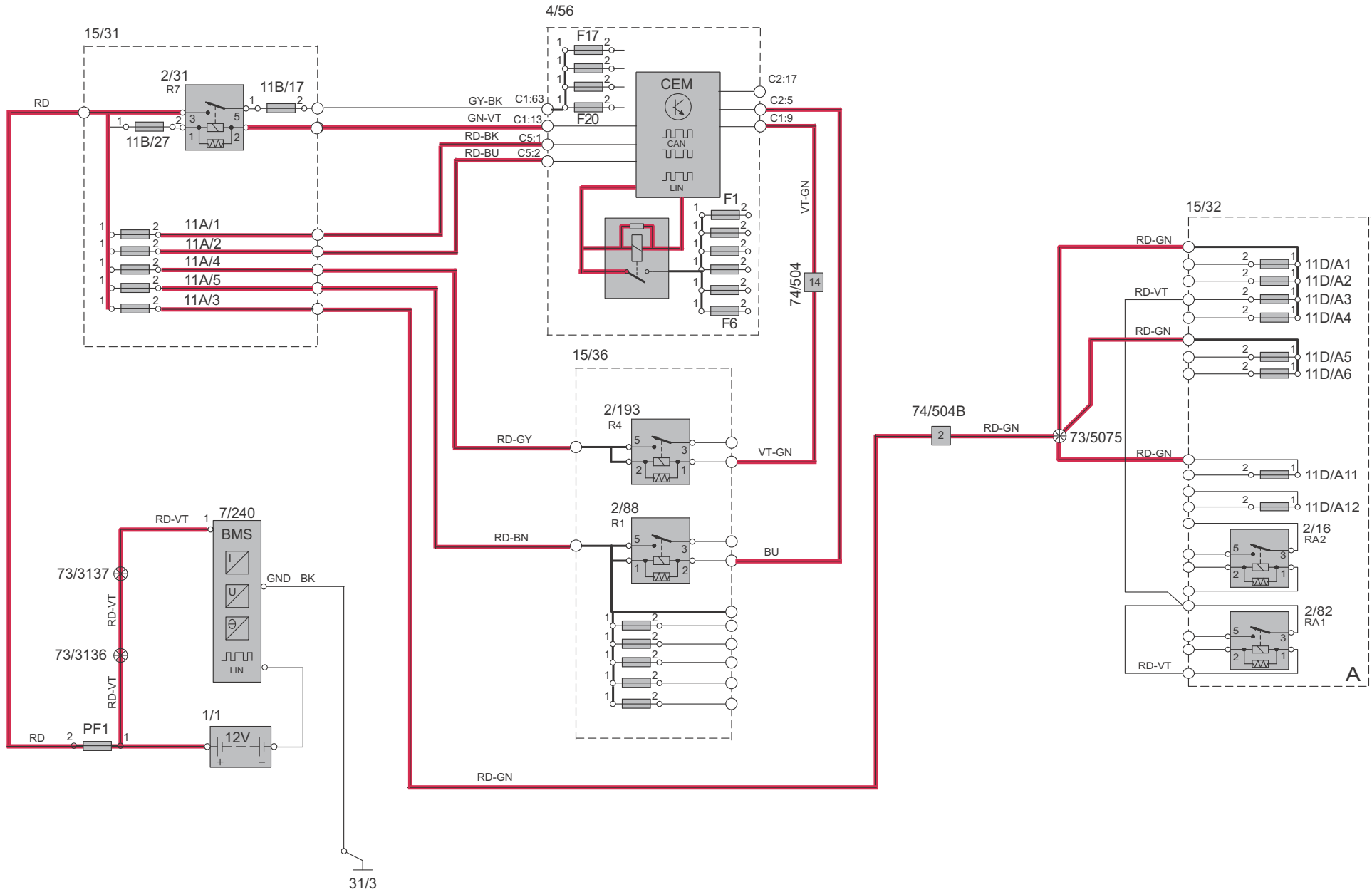
-  = System voltage
-  = Ground connection via wiring
-  = Ground connection in component/chassis
-  = Screened wire
-  = Junction point
-  = Twisted cable
-  = Electrical connection
-  = Variant
-  = CAN communication
-  = CAN high data signal (CAN H)
-  = CAN low data signal (CAN L)
-  = LIN communication
-  = LIN communication
-  = DIN cable, coaxial cable, etc.
-  = Data communication
-  = CAN communication
-  = MOST communication
-  = MOST communication
-  = Connection with distribution box
-  = Further connection to...
-  = Connector between cable harnesses
-  = Connector connected in component



G029147

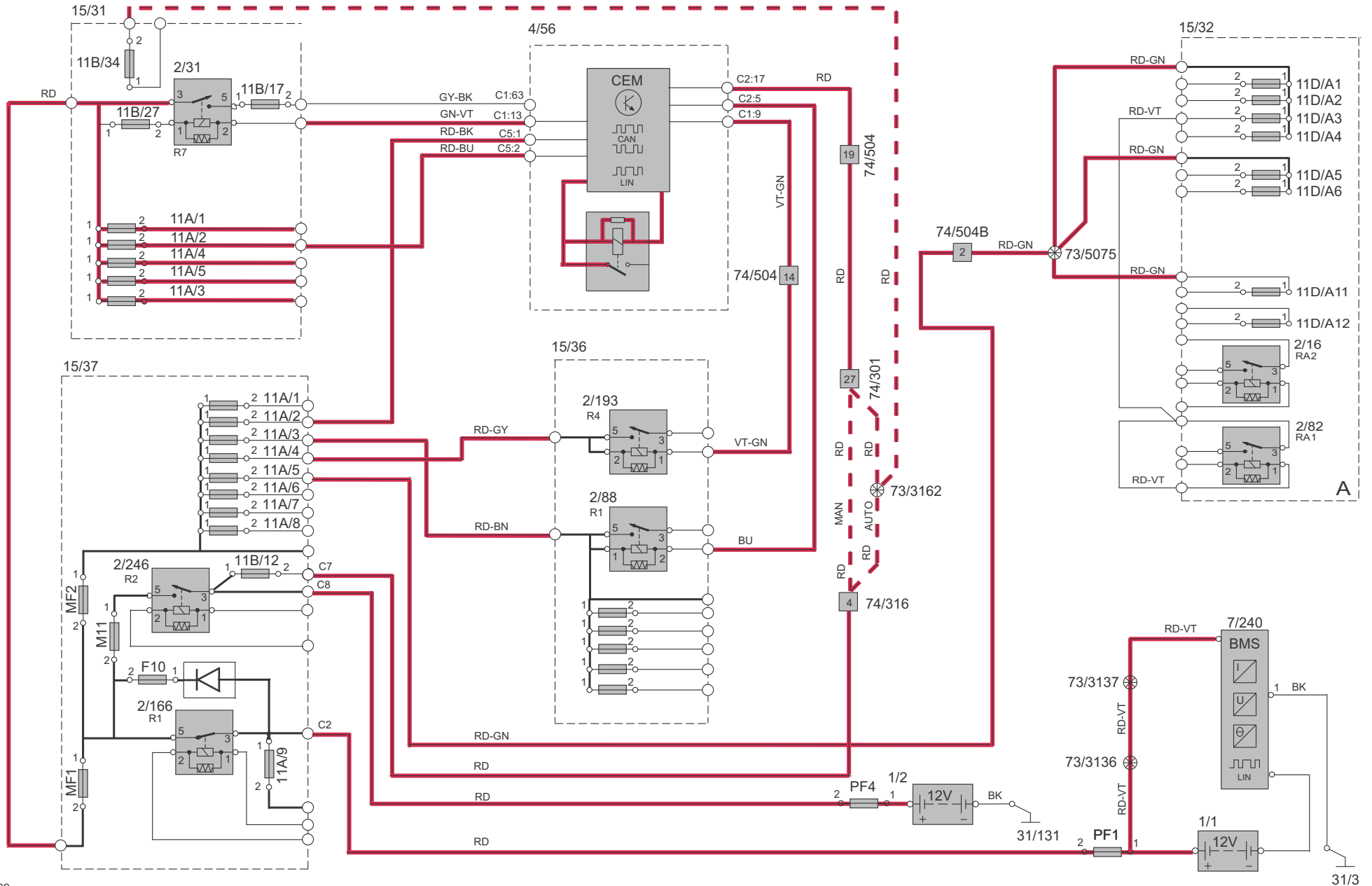
Electrical distribution

Overview without Start/stop function



Electrical distribution

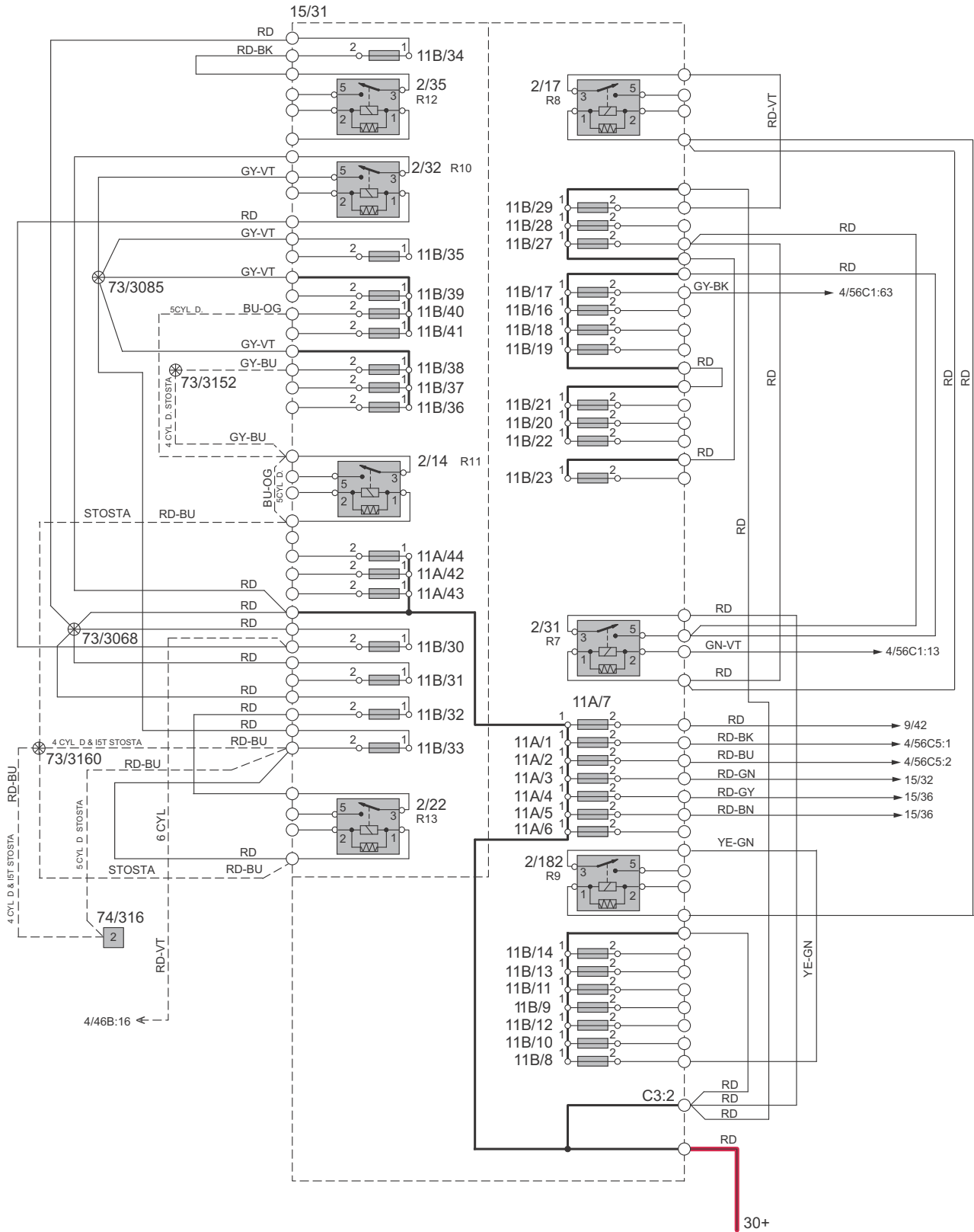
Overview with Start/stop function



N00009

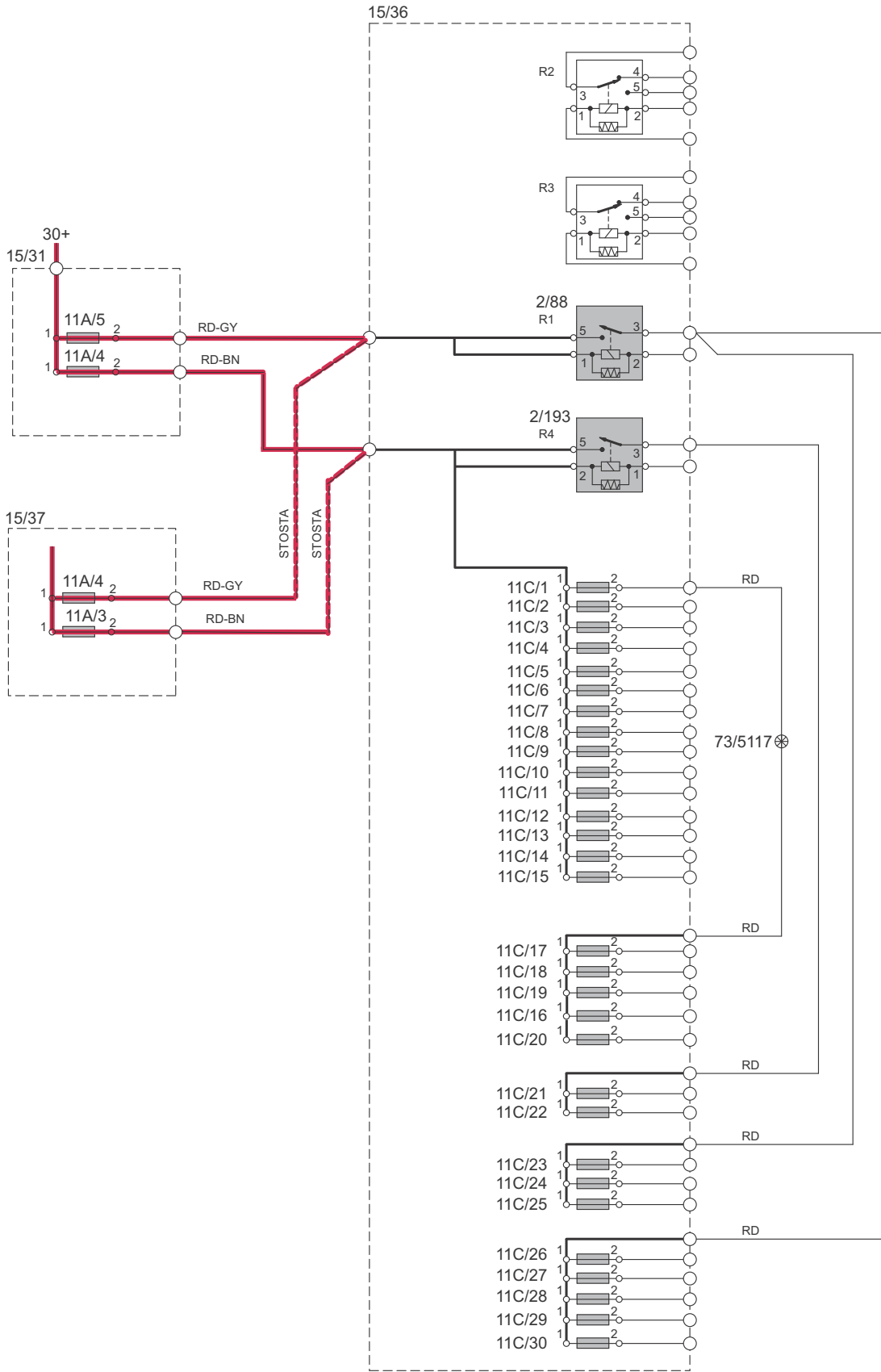
Electrical distribution 1:3

Overview, Distribution box in engine compartment



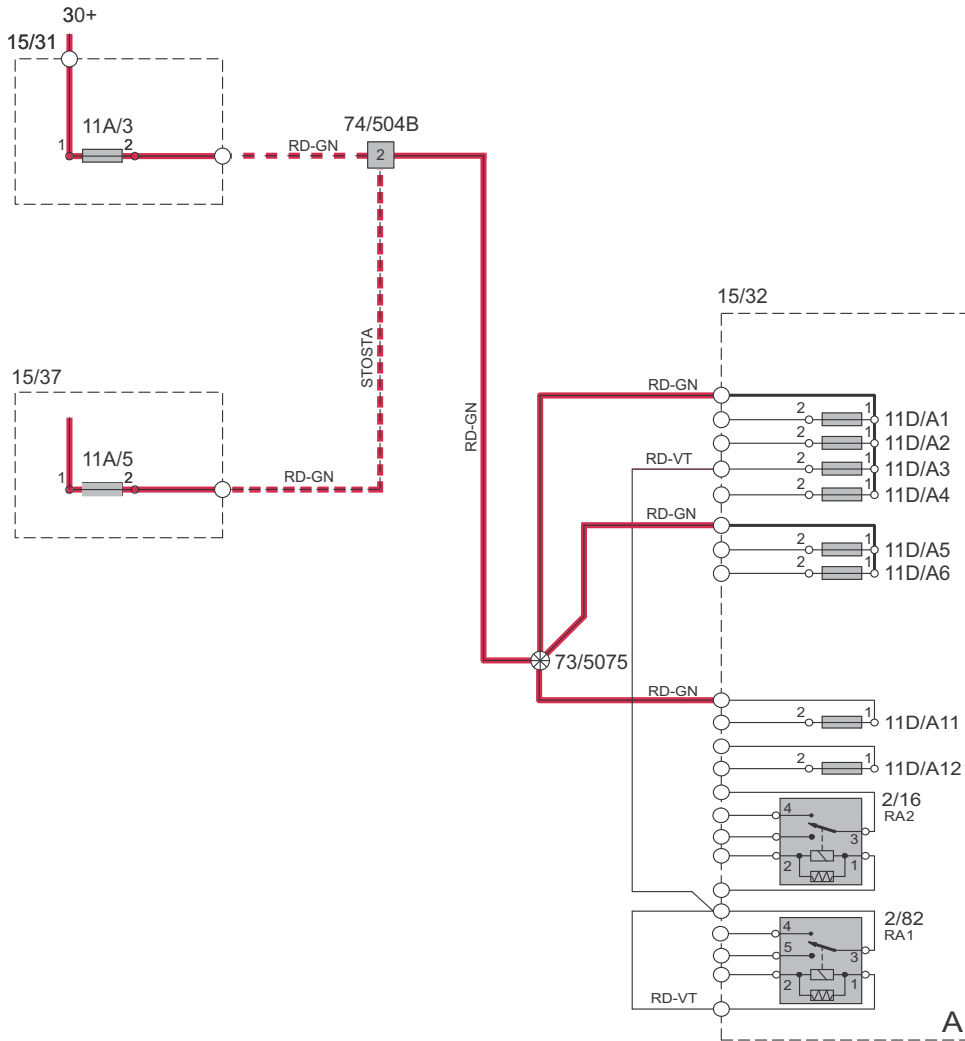
Electrical distribution 2:3

Overview, Distribution box in passenger compartment



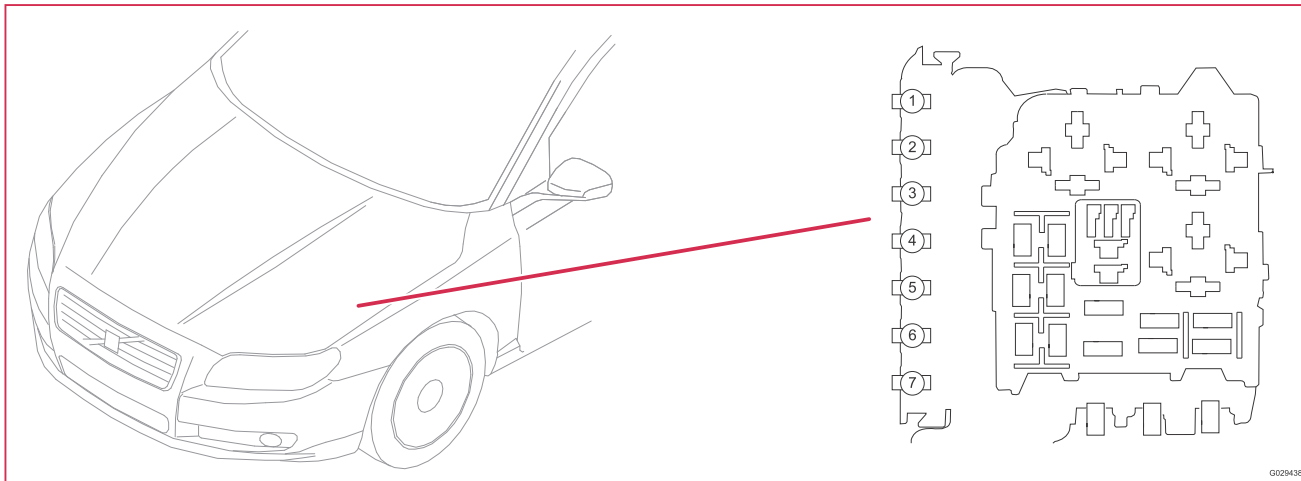
Electrical distribution 3:3

Overview, Distribution box in cargo compartment



Fuses

Distribution box in engine compartment F1-F7

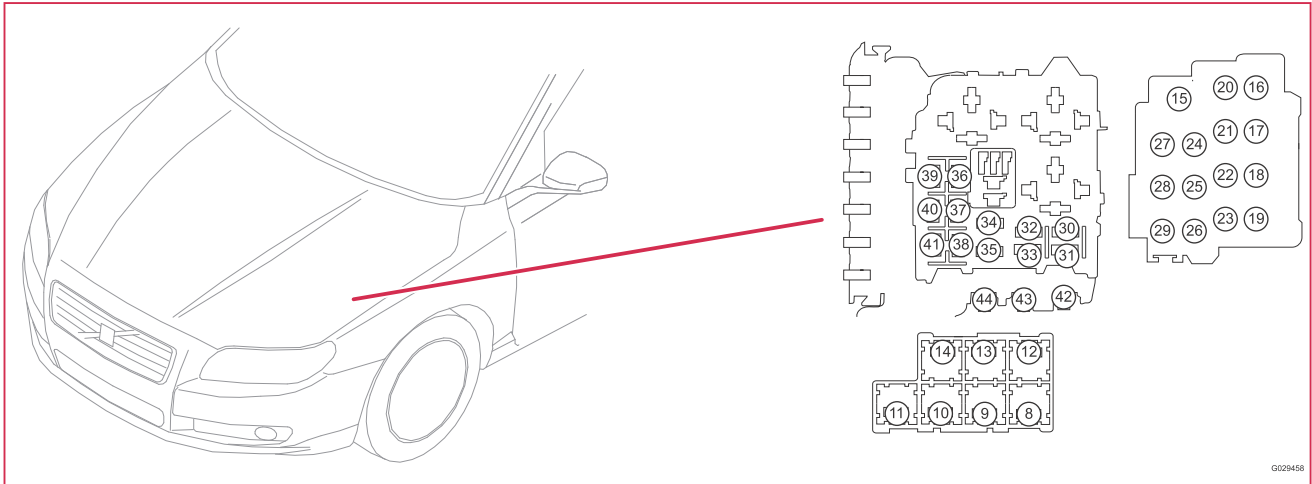


15/31 Distribution box in engine compartment

| No. | No. | Fuse function | via | A |
|-----------|-------|--|--|-----|
| F1 | 11A/1 | 4/56 Central electronic module (CEM) F7 Fuse in the Central electronic module (CEM) F9-F10 Fuses in the Central electronic module (CEM) F21 Fuse in the Central electronic module (CEM) F23 Fuse in the Central electronic module (CEM) | - - relay in CEM - - | 50 |
| F2 | 11A/2 | 4/56 Central electronic module (CEM) F1-F6 Fuses in the Central electronic module (CEM) F8 Fuse in the Central electronic module (CEM) F11-F12 Fuse in the Central electronic module (CEM) F13-F16 Fuses in the Central electronic module (CEM) F22 Fuse in the Central electronic module (CEM) F24 Fuses in the Central electronic module (CEM) | - relay in CEM relay in CEM relay in CEM - - - | 50 |
| F3 | 11A/3 | 15/32 Distribution box cargo compartment 11D/A1- Fuses in distribution box cargo compartment 11D/A6 11D/A11- Fuses in distribution box cargo compartment 11D/A12 | - - - | 60 |
| F4 | 11A/4 | 2/193 Relay, comfort functions 11C/1- Fuses in distribution box passenger compartment 11C/15 11C/21- Fuses in distribution box passenger compartment 11C/22 | - - 2/193 | 60 |
| F5 | 11A/5 | 2/88 Relay, 15-feed 11C/23- Fuses in distribution box passenger compartment 11C/25 11C/26- Fuses in distribution box passenger compartment 11C/30 | - 2/88 2/88 | 60 |
| F7 | 11A/7 | 9/42 PTC-element | - | 100 |
| continues | | | | |

Fuses

Distribution box in engine compartment F8 - F23

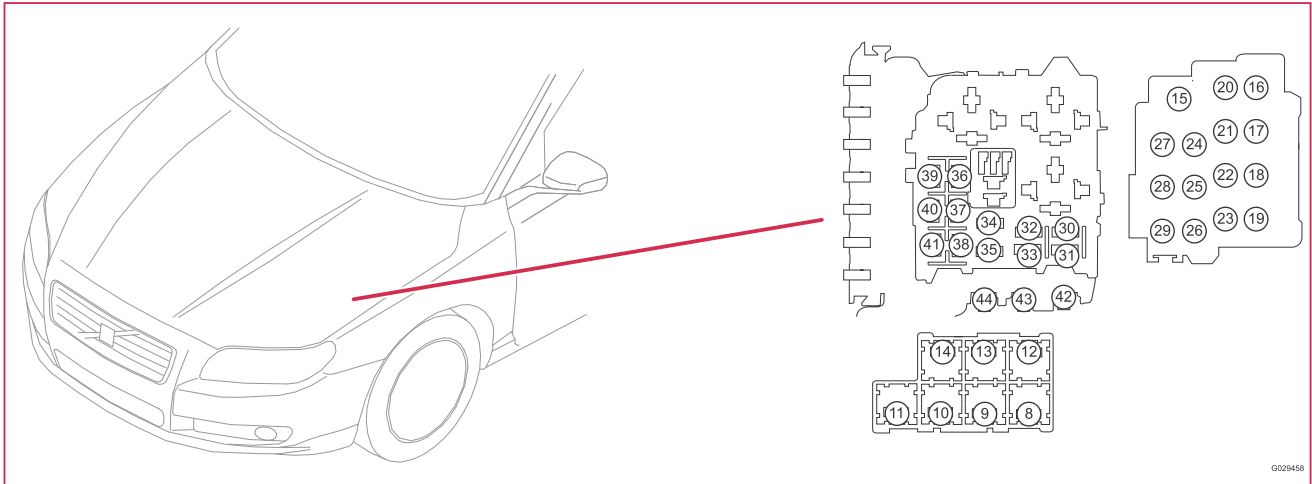


15/31 Distribution box in engine compartment

| No. | No. | Fuse function | via | A |
|-----------|--------|--|-------------|----|
| F8 | 11B/8 | 2/182 Relay, headlight washer motor 6/104 Washer motor headlights | - 2/182 | 20 |
| F9 | 11B/9 | 6/1 Wiper motor module (WMM) | - | 30 |
| F10 | 11B/10 | 4/7 Combustion preheater module (CPM) 4/106 Control module, remote parking heater start | - - | 25 |
| F11 | 11B/11 | 4/31 Fan control module 6/28 Motor, passenger compartment fan | - - | 40 |
| F13 | 11B/13 | 4/16 Brake control module (BCM), pump | - | 40 |
| F14 | 11B/14 | 4/16 Brake control module (BCM), valves | - | 20 |
| F16 | 11B/16 | 10/1 Lamp housing, front left 10/2 Lamp housing, front right | - - | 10 |
| F17 | 11B/17 | 4/56 Central electronic module (CEM) F17-F20 Fuses in the Central electronic module (CEM) | - - | 20 |
| F18 | 11B/18 | 4/16 Brake control module (BCM) | - | 5 |
| F19 | 11B/19 | 4/99 Electronic power steering control module 6/164 Electrical power steering module (EHPS) | - - | 5 |
| F20 | 11B/20 | 4/9 Supplemental restraint system module (SRS) 4/28 Transmission control module (TCM) 4/46 Engine control module (ECM) | - - - | 10 |
| F21 | 11B/21 | 9/43 Heated windshield washer nozzle, left 9/44 Heated windshield washer nozzle, right | - - | 10 |
| F22 | 11B/22 | 6/164 Electrical power steering module (EHPS) | - | 5 |
| F23 | 11B/23 | 3/111 Light switch module (LSM) | - | 5 |
| continues | | | | |

Fuses

Distribution box in engine compartment F27-F37



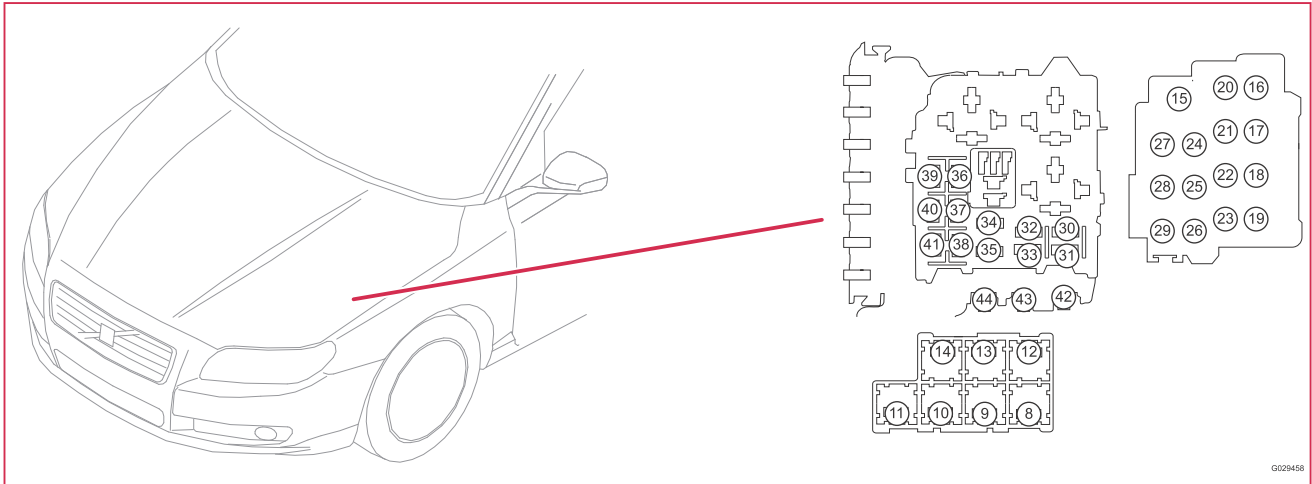
G029458

15/31 Distribution box in engine compartment

| No. | No. | Fuse function | via | A |
|-----------|--------|---|----------------------------|----------|
| F27 | 11B/27 | 2/17 Relay, horn 2/31 Relay, 15-feed 2/182 Relay, headlight washer motor | - - - | 5 |
| F28 | 11B/28 | 2/64 Relay auxiliary lights 10/65 Auxiliary lights, front right 10/69 Auxiliary lights, front left | - 2/64 2/64 | 20 |
| F29 | 11B/29 | 16/10 Horn 1 16/11 Horn 2 | 2/17 2/17 | 15 |
| F30 | 11B/30 | 2/32 Main relay, engine management system 4/46 Engine control module (ECM) | - 2/32 | 10 |
| F31 | 11B/31 | 4/28 Transmission control module (TCM) | - | 15 |
| F32 | 11B/32 | 6/73 Coolant pump 8/3 Electromagnetic clutch, climate control system | 2/22 2/22 | 15 |
| F33 | 11B/33 | 2/22 Relay, climate control system | - | 5 |
| F34 | 11B/34 | 6/25 Starter motor | 2/35 | 30 |
| F35 | 11B/35 | 4/109 Glow plug control module, 5-Cyl. Diesel 20/3-6 Spark plug with ignition coil, 4-Cyl. Turbo 20/3-8 Spark plug with ignition coil, 6-Cyl. 20/16 Capacitor, 6-Cyl. | - - - - | 10 20 |
| F36 | 11B/36 | 4/46 Engine control module (ECM), 4-Cyl. Turbo & 6-Cyl. 4/46 Engine control module (ECM), 5-Cyl. Diesel | - - | 10 15 |
| F37 | 11B/37 | 7/17 Mass air flow sensor MAF, 5-Cyl. Diesel 8/98 Control valve fuel pressure, 5-Cyl. Diesel 8/111 Control valve fuel flow, 5-Cyl. Diesel 4/46 Engine control module (ECM), 6-Cyl. 7/17 Mass air flow sensor MAF, 6-Cyl. 8/6-11 Injection valves, 6-Cyl. | - - - - - - | 15 |
| continues | | | | |

Fuses

Distribution box in engine compartment F38



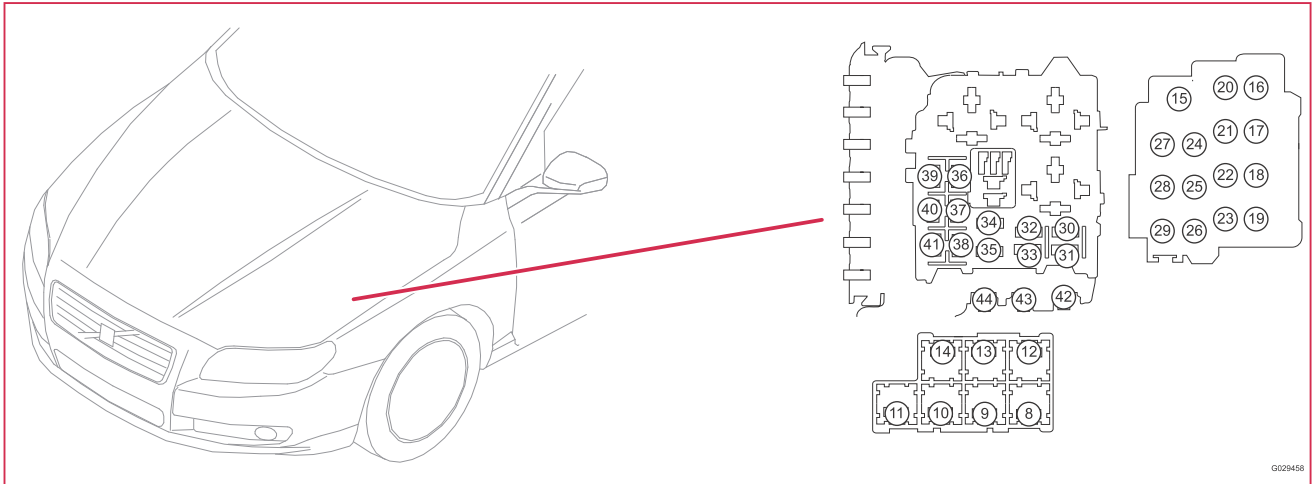
G029458

15/31 Distribution box in engine compartment

| No. | No. | Fuse function | via | A | |
|-----------|---|---|--|---|----|
| F38 | 11B/38 | 7/17 | Mass air flow sensor MAF, 4-Cyl. Turbo | - | 10 |
| | | 8/18 | EVAP valve, 4-Cyl. Turbo | - | |
| | | 8/19 | Solenoid, variable valve timing, intake, 4-Cyl. Turbo | - | |
| | | 8/28 | Turbocharger control valve, 4-Cyl. Turbo | - | |
| | | 8/81 | Solenoid, variable valve timing, exhaust, 4-Cyl. Turbo | - | |
| | 7/35 | Oil level sensor, 5-Cyl. Diesel | - | | |
| | 8/3 | Electromagnetic clutch, climate control system, 5-Cyl. Diesel | - | | |
| | 8/113 | Bypass valve, EGR cooling, 5-Cyl. Diesel | - | | |
| | 8/164 | Electric piston cooling valve, 5-Cyl. Diesel | - | | |
| | 4/46 | Engine control module (ECM), 6-Cyl. | - | | |
| | 6/139 | Upper actuator motor intake manifold, 6-Cyl. W/O Turbo. | - | | |
| | 6/140 | Lower actuator motor intake manifold, 6-Cyl. W/O Turbo. | - | | |
| | 8/3 | Electromagnetic clutch, climate control system, 6-Cyl. | - | | |
| | 8/28 | Turbocharger control valve, 6-Cyl. Turbo | - | | |
| | 8/68 | Relief valve, 6-Cyl. Turbo | - | | |
| 8/117 | Solenoid, variable valve timing, intake, 6-Cyl. | - | | | |
| 8/125 | Solenoid cam profile front, 6-Cyl. W/O Turbo | - | | | |
| 8/126 | Solenoid cam profile rear, 6-Cyl. W/O Turbo | - | | | |
| continues | | | | | |

Fuses

Distribution box in engine compartment F39 - F44



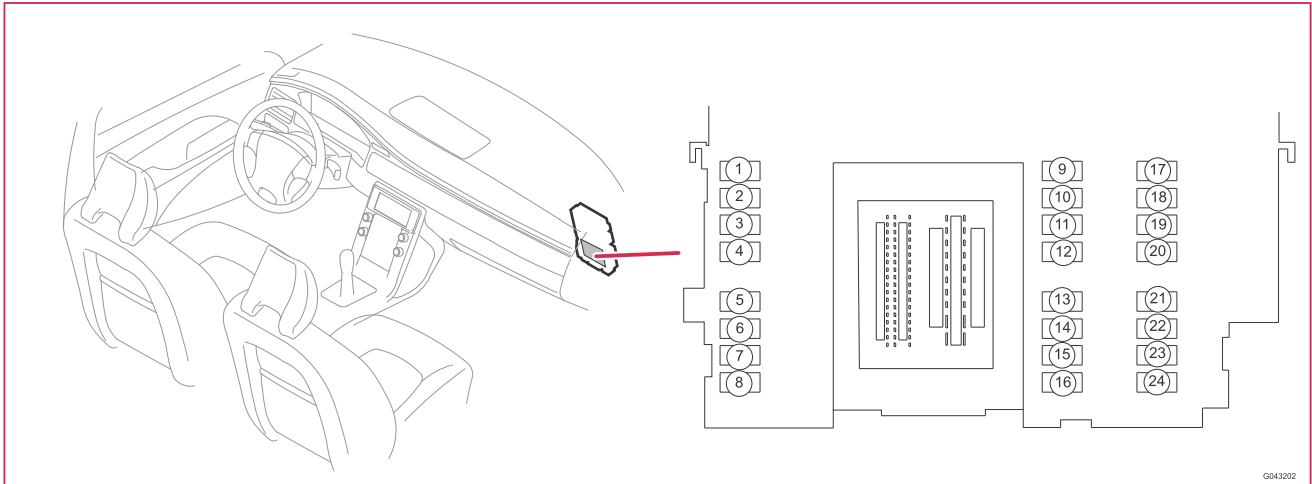
G029458

15/31 Distribution box in engine compartment

| No. | No. | Fuse function | via | A |
|--|--------|---|-------|----|
| F39 | 11B/39 | 7/15 Front heated oxygen sensor, 4-Cyl. Turbo | - | 10 |
| | | 7/82 Rear heated oxygen sensor bank 1, 4-Cyl. Turbo | - | |
| | | 7/15 Front heated oxygen sensor, 5-Cyl. Diesel | - | |
| | 11B/40 | 7/15 Front heated oxygen sensor, bank 1, 6-Cyl. | - | 15 |
| | | 7/82 Rear heated oxygen sensor, bank 1, 6-Cyl. | - | |
| | | 7/103 Front heated oxygen sensor, bank 2 6-Cyl. W/O Turbo | - | |
| 7/104 Rear heated oxygen sensor, bank 2 6-Cyl. W/O Turbo | | - | | |
| F40 | 11B/40 | 8/18 EVAP valve, 6-Cyl. | - | 20 |
| | | 6/179 Electric transmission oil pump | - | |
| F41 | 11B/41 | 9/38 Heated fuel filter, 5-Cyl. Diesel | 2/14 | 5 |
| | | 6/67 Pump, fuel leakage control 6-Cyl. | - | |
| | | 6/179 Electric transmission oil pump, Diesel | - | |
| F42 | 11A/42 | 9/32 PTC resistor crankcase ventilation, 5-Cyl. Diesel | - | 70 |
| | | 4/109 Glow plug control module | - | |
| F43 | 11A/43 | 20/22-26 Glow plug, 5-Cyl. Diesel | 4/109 | 60 |
| | | 4/71 Control module cooling fan 4-Cyl. Turbo | - | |
| F44 | 11A/44 | 4/71 Cooling fan control module, 5-Cyl. Diesel & 6-Cyl. | - | 80 |
| | | 6/164 Electrical power steering module (EPS) | - | |

Fuses

Central electronic module (CEM) F1 - F6

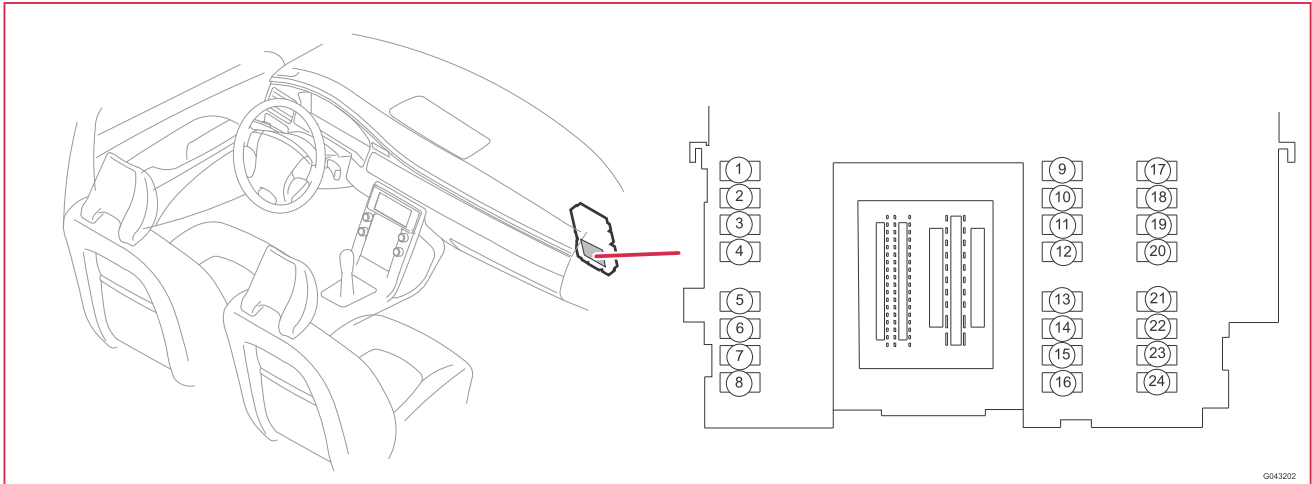


4/56 Central electronic module (CEM)

| No. | Fuse function | via | A |
|--|---|------|-----|
| F1 | 2/16 Relay, rear window wiper | - | 15 |
| | 6/32 Rear window wiper motor | 2/16 | |
| F3 | 3/26 Switch unit, power driver's seat | - | 7.5 |
| | 3/27 Switch unit, power passenger seat | - | |
| | 3/176 Power window switches, driver's door | - | |
| | 3/291 Tailgate closing switch | - | |
| | 4/52 Power seat module (PSM) | - | |
| | 10/25 Ceiling light cargo compartment | - | |
| | 10/29 Glove compartment lighting | - | |
| | 10/125 Left-hand front courtesy lighting | - | |
| | 10/126 Right-hand front courtesy lighting | - | |
| | 17/45 Alcolock outlet | - | |
| | 26/6 Converter/control module, sill moldings, driver's side | - | |
| 26/7 Converter/control module, sill moldings, passenger side | - | | |
| 26/8 Alcolock charging cradle | - | | |
| F4 | 5/1 Driver Information module (DIM) | - | 5 |
| F5 | 4/80 Forward Sensing Module (FSM) | - | 10 |
| | 7/203 Forward-aimed radar (FLR) | - | |
| F6 | 7/149 Rain sensor module (RSM) | - | 7.5 |
| | 10/22 Ceiling light | - | |
| | 10/114 Vanity mirror lighting, left | - | |
| | 10/115 Vanity mirror lighting, right | - | |
| | 10/150A Rear reading light | - | |
| 10/150B Rear reading light | - | | |
| continues | | | |

Fuses

Central electronic module (CEM) F7 - F16

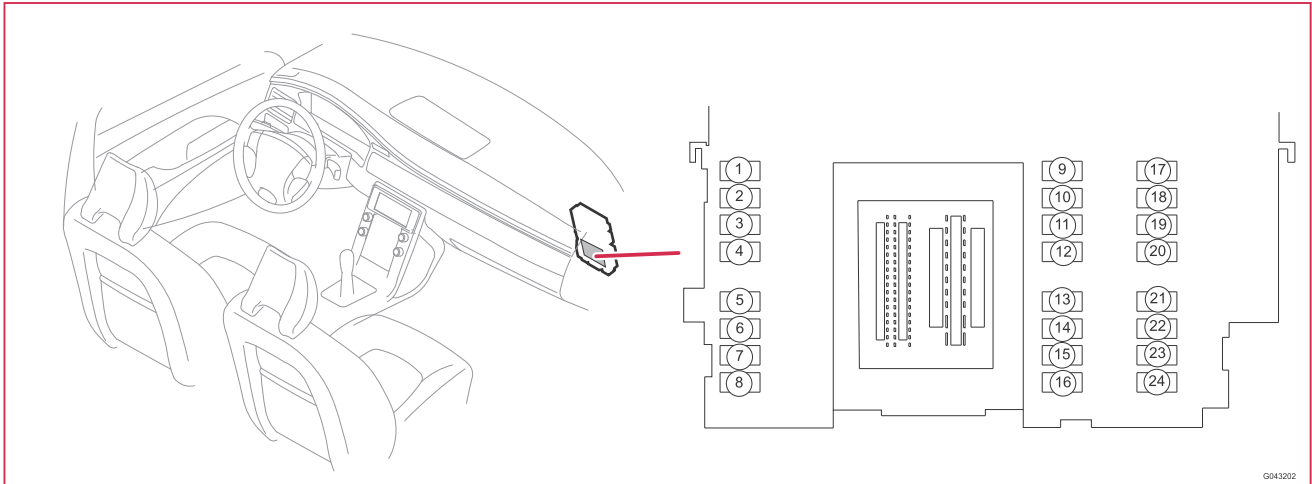


4/56 Central electronic module (CEM)

| No. | Fuse function | via | A |
|-----------|--|--------------|-----|
| F7 | 3/4 Steering wheel switch left (SWSL) | 3/130 | 7.5 |
| | 3/130 Steering wheel module (SWM) | - | |
| | 3/131 Steering wheel switch right (SWSR) | 3/130 | |
| F8 | 6/37 Lock motor, fuel filler flap | - | 10 |
| F9 | 6/127 Washer motor | - | 15 |
| F10 | 6/127 Washer motor | - | 15 |
| F11 | 6/8 Central locking motor, tailgate | - | 10 |
| F12 | 8/59 Head restraint solenoid left rear | - | 10 |
| | 8/60 Head restraint solenoid right rear | - | |
| | 6/141 Motor folding head restraint left | - | |
| | 6/142 Motor folding head restraint right | - | |
| F13 | 4/83 Control module fuel pump | - | 20 |
| | 6/33 Fuel pump | 4/83 | |
| F14 | 4/6 Climate control module (CCM) | - | 5 |
| | 4/119 Remote Keyless Entry (TRX) | - | |
| | 4/119.2 Remote Receiver Module (RRX) | - | |
| | 7/122 Mass movement sensor module (MMS), front | - | |
| F15 | 4/102 Steering column lock module (SCL) | Relay in CEM | 15 |
| F16 | 16/35 Siren control module (SCM) | - | 5 |
| | 17/13 Data link connector | - | |
| continues | | | |

Fuses

Central electronic module (CEM) F18 - F24

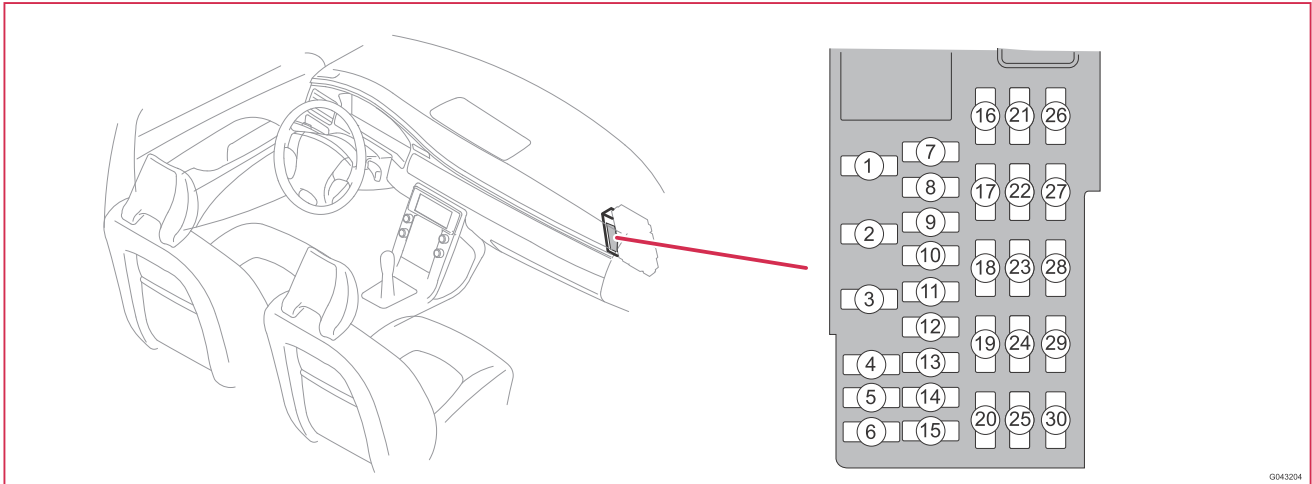


4/56 Central electronic module (CEM)

| No. | Fuse function | via | A |
|-----|--|-----|-----|
| F18 | 4/9 Supplemental restraint system module (SRS) | - | 10 |
| | 7/93 Occupant weight sensor (OWS) | - | |
| F19 | 4/80 Forward Sensing Module (FSM) | - | 5 |
| | 4/125 Closing velocity module (CVM) | - | |
| | 7/203 Forward-aimed radar (FLR) | - | |
| F20 | 3/65 Switch, heated rear seat | - | 7.5 |
| | 7/51 Accelerator pedal sensor | - | |
| | 8/48 Auto-dimming rearview mirror | - | |
| | 9/42 PTC-element | - | |
| F21 | - | - | 15 |
| F22 | 3/9 Contact brake light | - | 5 |
| F23 | 4/33 Sun roof module (SRM) | - | 20 |
| F24 | 3/1 Ignition lock | - | 5 |
| | 16/65 Immobilizer antenna unit | - | |

Fuses

Distribution box in passenger compartment F1 - F20



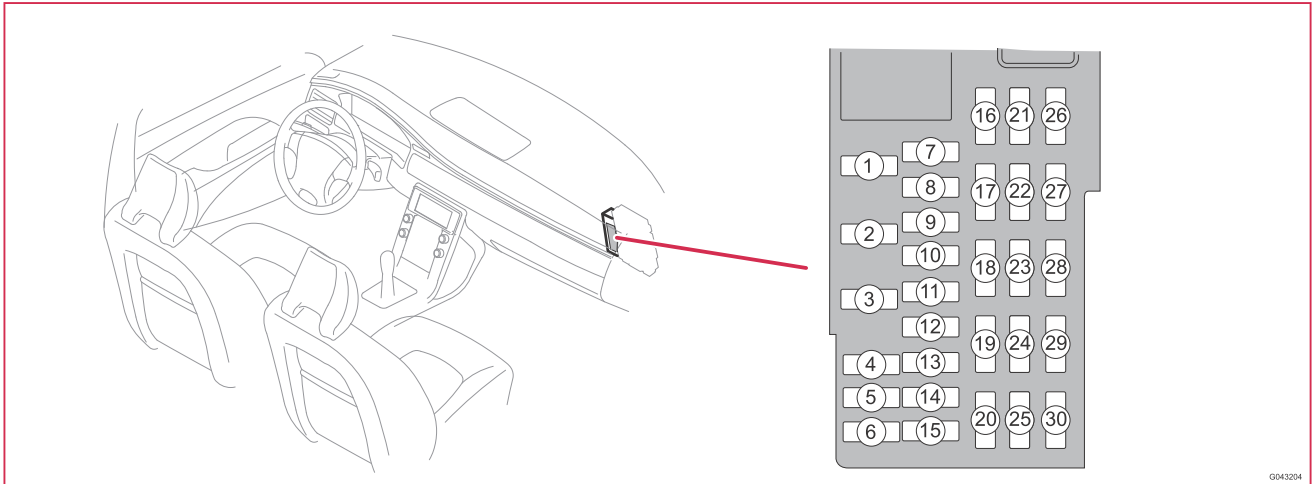
GS43204

15/36 Distribution box in passenger compartment

| No. | No. | Fuse function | via | A |
|-----------|--------|---|------------------|-----|
| F1 | 11C/1 | 11C/16-20 Fuses in distribution box passenger compartment 16/105 Audio module (AUD) | - | 40 |
| F7 | 11C/7 | 17/19 12 V outlet, cargo compartment | - | 15 |
| F8 | 11C/8 | 3/126 Driver door module (DDM) | - | 20 |
| F9 | 11C/9 | 3/127 Passenger door module (PDM) | - | 20 |
| F10 | 11C/10 | 3/129 Right rear door module (RDM) | - | 20 |
| F11 | 11C/11 | 3/128 Left rear door module (LDM) | - | 20 |
| F12 | 11C/12 | 4/93 Keyless vehicle module (KVM) | - | 20 |
| F13 | 11C/13 | 3/26 Switch unit, power driver's seat 4/52 Power seat module (PSM) | - - | 20 |
| F14 | 11C/14 | 3/27 Switch unit, power passenger seat | - | 20 |
| F16 | 11C/16 | 3/281 Infotainment control module (ICM) | - | 5 |
| F17 | 11C/17 | 16/36 TV Receiver 16/105 Audio module (AUD) 16/145 Remote Digital Audio Receiver (RDAR) 16/162 Digital Audio Broadcast Module (DABM) | - - - - | 10 |
| F18 | 11C/18 | 4/124 Accessory USB unit (AUU) 16/1 Integrated Audio Module (IAM) | - | 15 |
| F19 | 11C/19 | 16/60 Phone module (PHM) | - | 5 |
| F20 | 11C/20 | 16/109 RSE control module | - | 7.5 |
| continues | | | | |

Fuses

Distribution box in passenger compartment F21 - F30



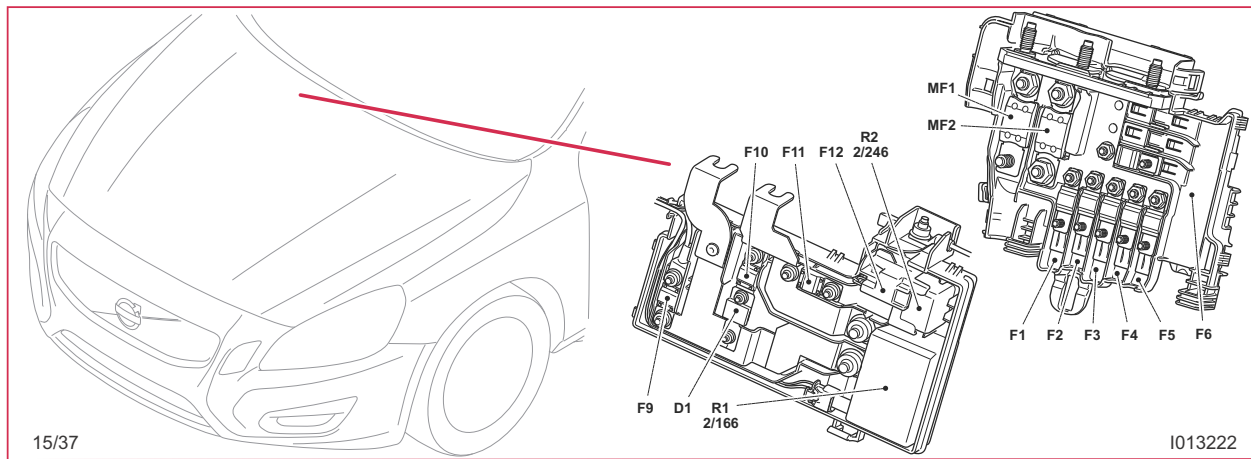
GS43204

15/36 Distribution box in passenger compartment

| No. | No. | Fuse function | via | A |
|-----|--------|--|--|----|
| F21 | 11C/21 | 4/33 Panoramic roof control module 6/48 Damper motor module (DMM), recirculation 6/95 Damper motor module (DMM), temperature, left-hand side 6/96 Damper motor module (DMM), temperature, right-hand side 6/102 Damper motor module (DMM), defroster 6/103 Damper motor module (DMM), floor/ventilation 7/159 Air quality sensor (AQS) 10/22 Ceiling light 16/159 Control module, cellular phone handsfree | - - - - - - - 4/56 - | 5 |
| F22 | 11C/22 | 9/1 Outlet 12V front 9/25 Outlet 12V rear 16/45 Navigation system & Traffic information, portable 16/164 Screen, LH head restraint 16/165 Screen, RH head restraint | - - - - - | 15 |
| F23 | 11C/23 | 9/15 Control module, rear right seat heater | - | 15 |
| F24 | 11C/24 | 9/14 Control module, rear left seat heater | - | 15 |
| F25 | 11C/25 | 4/131 Control module lumbar support massage, left 4/133 Control module lumbar support massage, right | - - | 15 |
| F26 | 11C/26 | 9/13 Seat heating module (SHM), passenger side | - | 15 |
| F27 | 11C/27 | 9/12 Seat heating module (SHM), driver's side | - | 15 |
| F28 | 11C/28 | 4/86 Parking Assistance Module (PAM) 4/110 Trailer module (TRM) 4/120 Parking Assistance Camera (PAC) | - - - | 5 |
| F29 | 11C/29 | 4/82 Differential electronic module (DEM) | - | 15 |
| F30 | 11C/30 | 4/84 Suspension module (SUM) | - | 10 |

Fuses

Distribution box in cold zone F1 - MF2

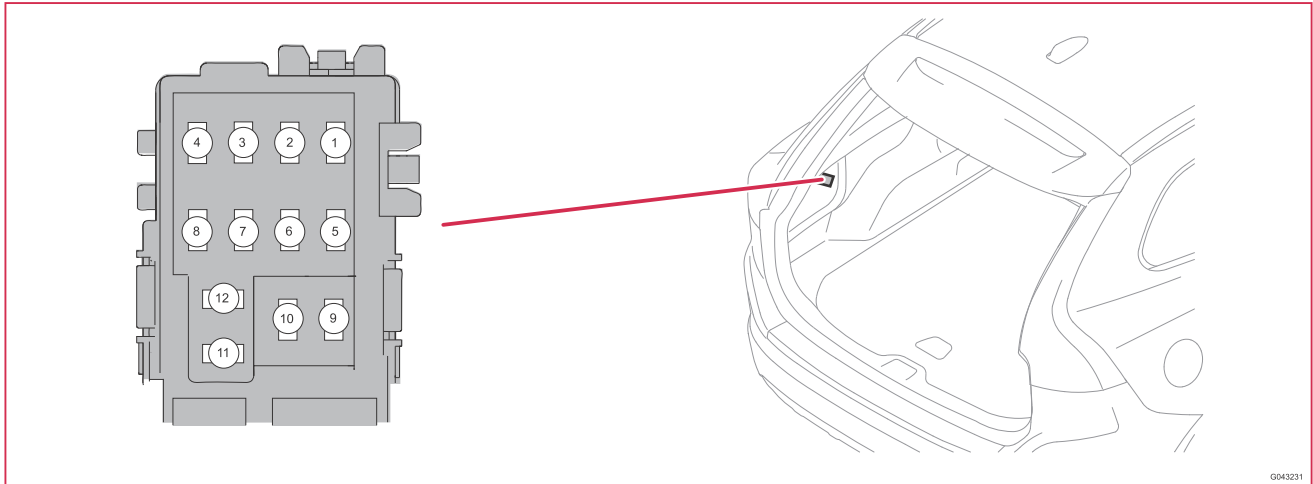


15/37 Distribution box in cold zone engine compartment, Start/Stop function

| No. | No. | Fuse function | via | A |
|-----|--------|---|-----------------|-----|
| F1 | 11A/1 | 9/42 PTC-element | - | 100 |
| F2 | 11A/2 | 4/56C5:1 Central electronic module (CEM) | - | 50 |
| F3 | 11A/3 | 2/88 Relay, 15-feed rear 11C/23-11C/30 Fuses in distribution box passenger compartment | - 2/88 | 60 |
| F4 | 11A/4 | 2/193 Relay, comfort functions 11C/1-11C/15 Fuses in distribution box passenger compartment 11C/21-11C/22 Fuses in distribution box passenger compartment | - - 2/193 | 60 |
| F5 | 11A/5 | 15/32 Distribution box in cargo compartment | - | 60 |
| F6 | 11A/6 | 4/31 Fan control module 6/28 Motor, passenger compartment fan | - - | 40 |
| F7 | 11A/7 | Spare | - | - |
| F8 | 11A/8 | Spare | - | - |
| F9 | 11A/9 | 6/25 Starter motor | 2/35 | 30 |
| F10 | 11A/10 | Diode D1 | - | 50 |
| F11 | M11 | Secondary battery | 2/246 | 70 |
| F12 | 11B/12 | 4/56 Central electronic module (CEM) | - | 5 |
| MF1 | MF1 | 11A/1-11A/8 Main fuses in engine compartment fuse box (15/31) | - | 175 |
| MF2 | MF2 | 11A/1-11A/8 Fuses in fuse box cold zone engine compartment (15/37) 6/26 Alternator control module (ACM) | - | 175 |

Fuses

Distribution box in cargo compartment FA1 - FA11



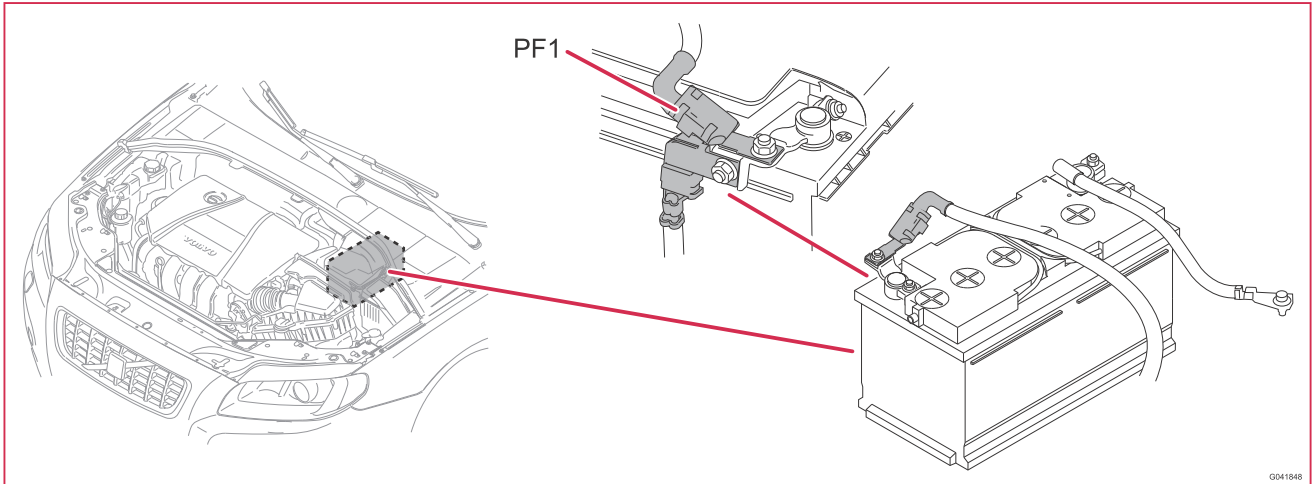
6043231

15/32 Distribution box in cargo compartment

| No. | No. | Fuse function | via | A |
|------|---------|--|-----------|----|
| FA1 | 11D/A1 | 4/115 Park Brake Module (PBM) | - | 30 |
| FA2 | 11D/A2 | 4/115 Park Brake Module (PBM) | - | 30 |
| FA3 | 11D/A3 | 2/82 Relay, heated rear window 9/2 Heated rear window | - 2/82 | 30 |
| FA4 | 11D/A4 | 17/39 13-pin outlet, tow hitch cable harness | - | 15 |
| FA5 | 11D/A5 | 4/116 Power Operated Tailgate Module (POT) | - | 30 |
| FA11 | 11D/A11 | 4/110 Trailer module (TRM) | - | 40 |

Fuses

Battery PF1 - PF2



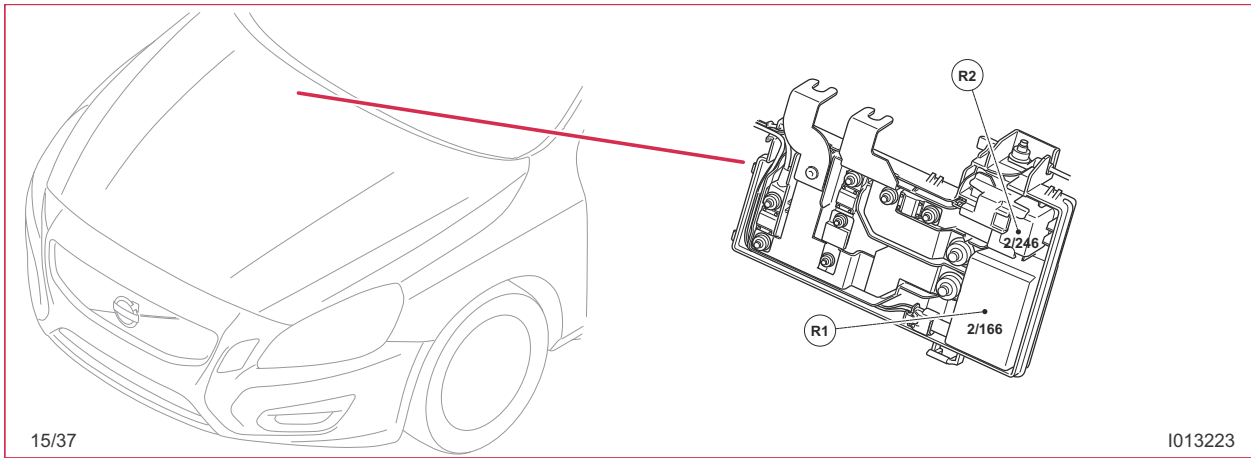
GS41948

1/1 Battery

| No. | Fuse function | via | A | |
|-----|---------------|---|------|-----|
| PF1 | 11A/1-11A/7 | Main fuses in distribution box engine compartment | - | 150 |
| | 11A/42-11A/44 | Main fuses in distribution box engine compartment | - | |
| | 11B/8-11B/14 | Fuses in the engine compartment distribution box | - | |
| | 11B/16-11B/22 | Fuses in the engine compartment distribution box | 2/31 | |
| | 11B/23 | Fuses in the engine compartment distribution box | - | |
| | 11B/27-11B/32 | Fuses in the engine compartment distribution box | - | |
| | 11B/33 | Fuses in the engine compartment distribution box | 2/32 | |
| | 11B/34 | Fuses in the engine compartment distribution box | - | |
| | 11B/35-11B/41 | Fuses in the engine compartment distribution box | 2/32 | |
| PF2 | 6/25 | Starter motor | - | 150 |
| | 6/26 | Alternator control module (ACM) | - | |

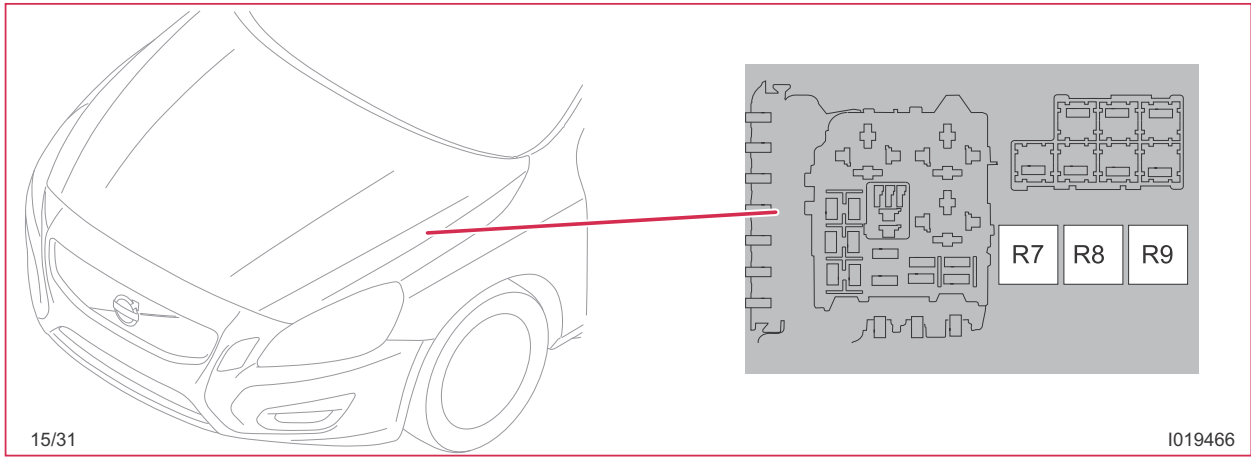
Relays

Relays in the engine compartment R1 - R9



15/37 Distribution box in cold zone engine compartment

| Pos | Relay function | |
|-----|----------------|-------------------------|
| R1 | 2/166 | Battery relay |
| R2 | 2/246 | Secondary battery relay |

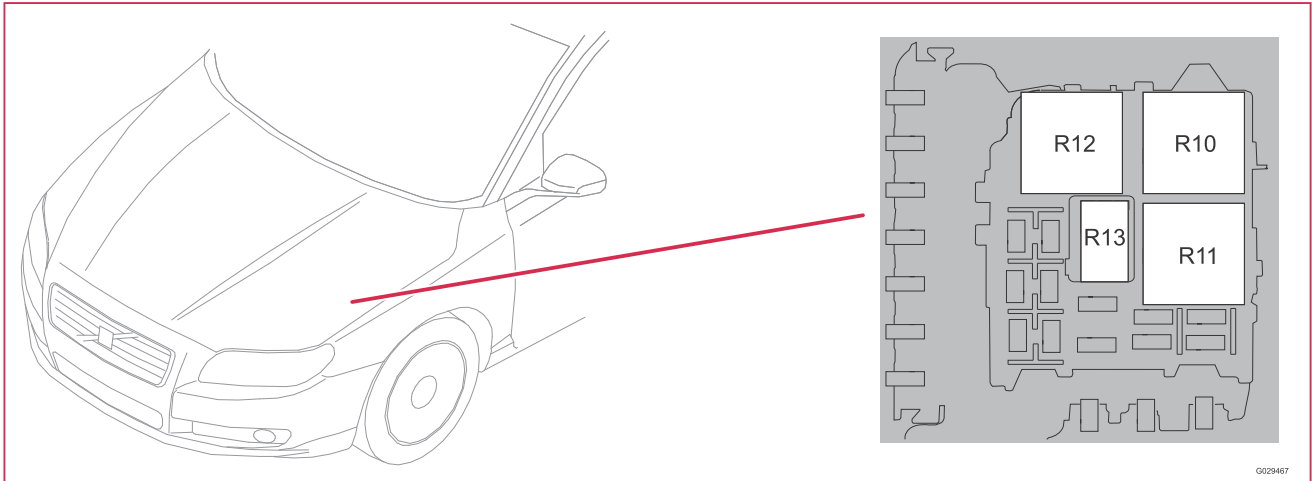


15/31 Distribution box in engine compartment

| Pos | Relay function | |
|-----|----------------|-------------------------------|
| R7 | 2/31 | Relay, 15-feed |
| R8 | 2/17 | Relay, horn |
| R9 | 2/182 | Relay, headlight washer motor |

Relays

Relays in the engine compartment R10 - R13

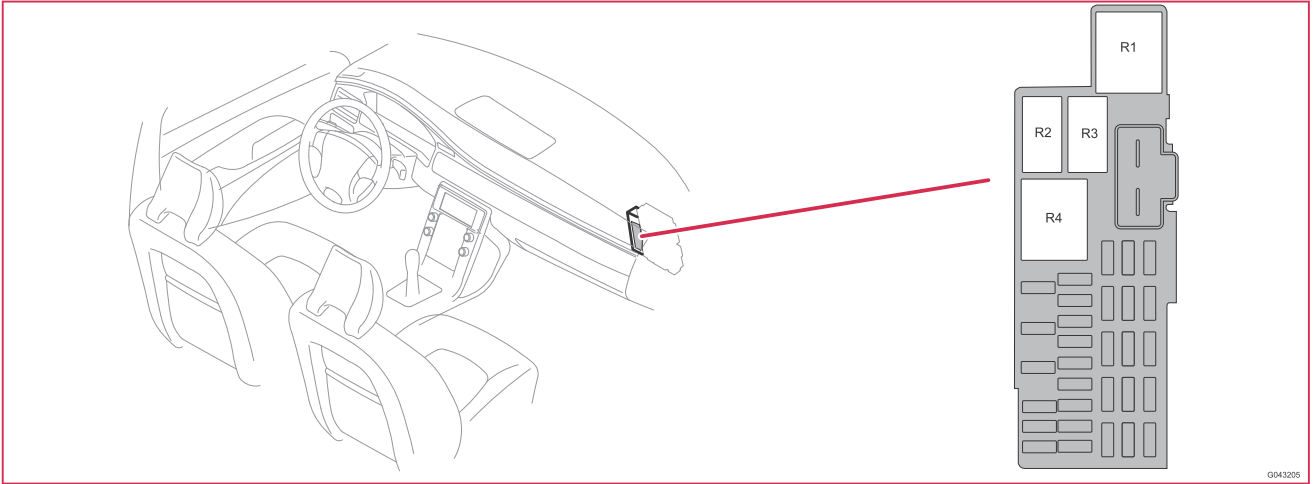


15/31 Distribution box in engine compartment

| Pos | Relay function |
|-----|---|
| R10 | 2/32 Main relay, engine management system |
| R11 | 2/14 Relay, glow plug system |
| R12 | 2/35 Relay, starter motor |
| R13 | 2/22 Relay, climate control system |

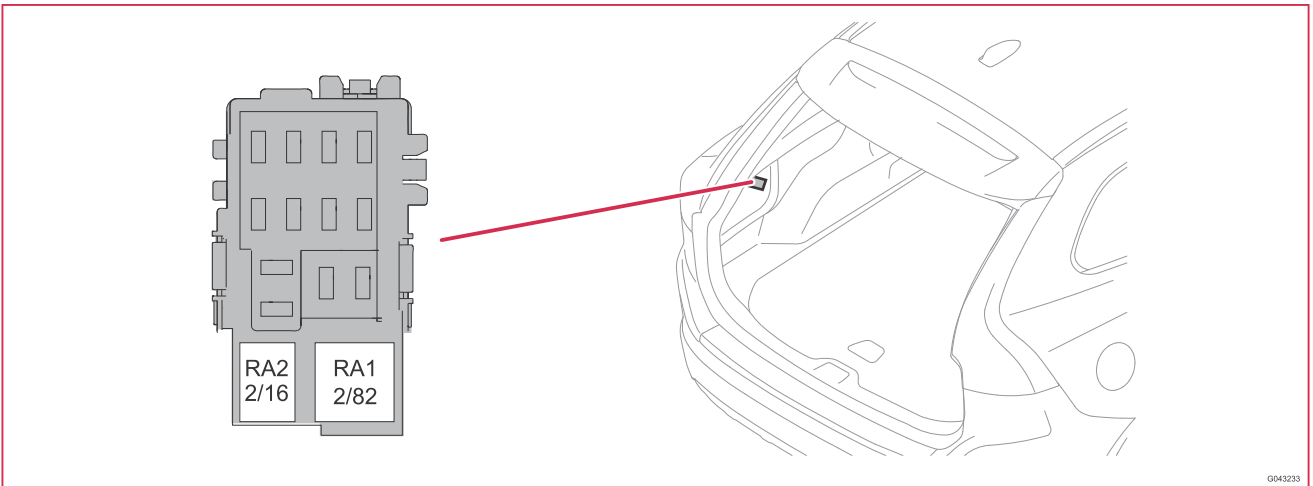
Relays

Relays in passenger and cargo compartments



15/36 Distribution box in passenger compartment

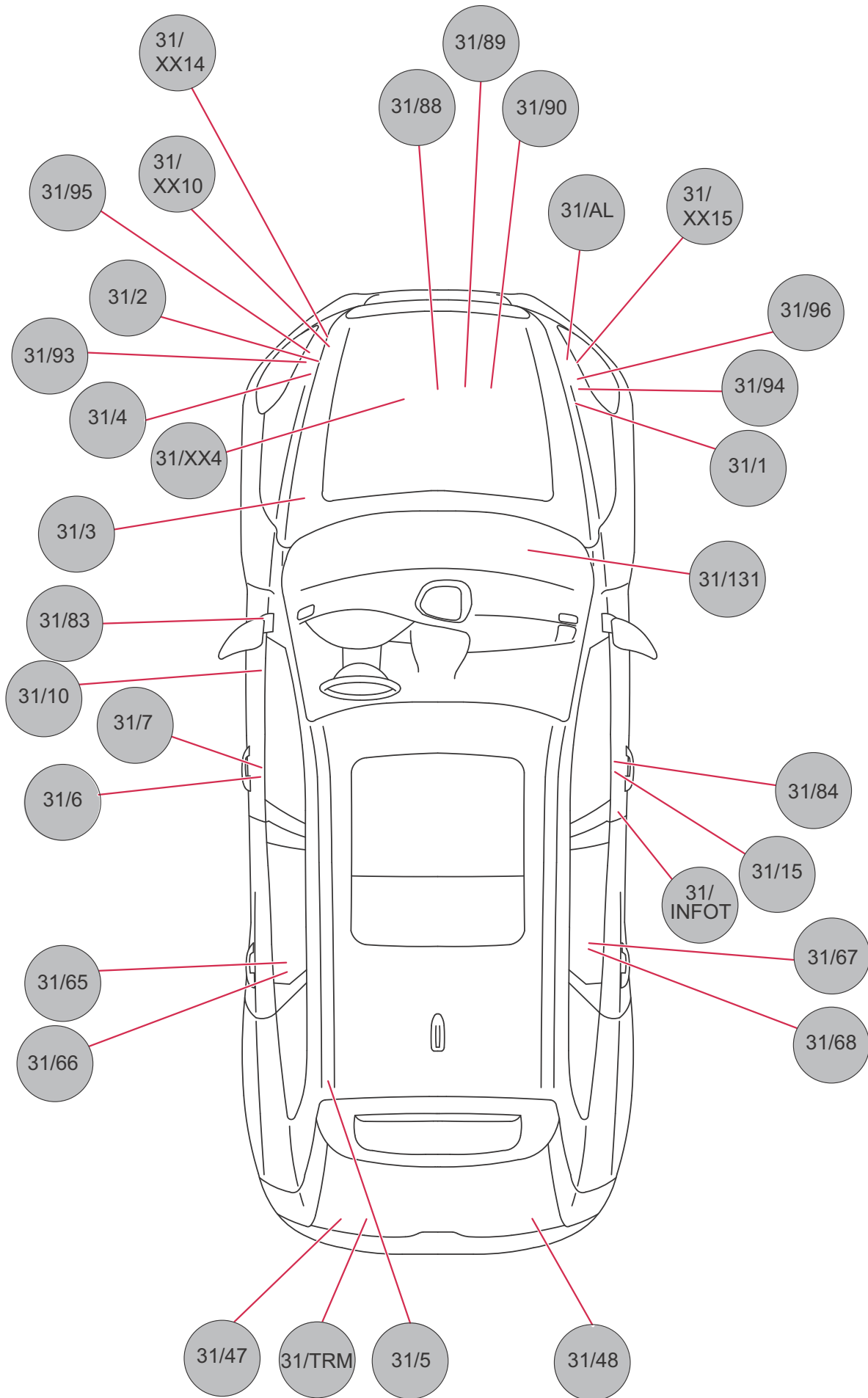
| Pos | Relay function |
|-----|--------------------------------|
| R1 | 2/88 Relay, 15-feed |
| R4 | 2/193 Relay, comfort functions |



15/32 Distribution box in cargo compartment

| Pos | Relay function |
|-----|--------------------------------|
| RA1 | 2/82 Relay, heated rear window |
| RA2 | 2/16 Relay, rear window wiper |

Ground connections Overview



Ground connections

31/1 - 31/7

| 31/1 Ground connection, PTC | |
|------------------------------------|-------------|
| 9/42 | PTC-element |

| 31/2 LH wheel housing | |
|------------------------------|----------------------------|
| 4/71 | Cooling fan control module |

| 31/3 Body, battery | |
|---------------------------|---------------------------|
| 1/1 | Battery |
| 7/240 | Battery monitoring sensor |

| 31/4 Engine | |
|--------------------|-------------------|
| 31/XX4 | Ground connection |

| 31/5 Rear edge roof | |
|----------------------------|--------------------|
| 9/2 | Heated rear window |

| 31/6 Bottom rail, left | |
|-------------------------------|--|
| 3/26 | Switch unit, power driver's seat, LHD |
| 3/27 | Switch unit, power passenger seat, RHD |
| 3/126 | Driver Door Module (DDM), LHD |
| 3/127 | Passenger door module (PDM), RHD |
| 3/128 | Left rear door module (LDM) |
| 3/176 | Switch, driver's door power window, LHD |
| 3/273 | Lock contact, LH front door |
| 3/275 | Lock contact, left rear door |
| 4/52 | Power seat module (PSM), LHD |
| 4/131 | Control module back massage left |
| 4/133 | Control back massage right |
| 6/36 | Lock motor, central locking, LH front door |
| 6/57 | Lock motor, central locking, LH rear door |
| 9/12 | Seat Heating Module (SHM), driver's side, LHD |
| 9/13 | Seat Heating Module (SHM), passenger side, RHD |
| 16/159 | Control module, mobile phone handsfree, RHD |

| 31/7 Bottom rail, left | |
|-------------------------------|---|
| 3/271 | Contact, immobilizer, clutch pedal, LHD |
| 3/281 | Infotainment Control Module (ICM), RHD |
| 3/284 | Diagnostic contact, brake light, LHD |
| 4/56 | Central electronic module (CEM), RHD |
| 4/120 | Parking Assistance Camera (PAC), RHD |
| 4/124 | Accessory USB unit (AUU) |
| 7/51 | Accelerator pedal sensor, LHD |
| 7/175 | Weight sensor passenger seat, seat belt reminder, RHD |
| 8/51 | Igniter side airbag front left, LHD |
| 8/52 | Igniter side airbag front right, RHD |
| 16/1 | Integrated Audio Module (IAM), RHD |
| 16/36 | TV receiver, RHD |
| 16/109 | RSE Control module, RHD |
| 16/145 | Remote Digital Audio Receiver (RDAR), RHD |
| 16/162 | Digital Audio Broadcast Module (DABM), RHD |

Ground connections

31/10 - 31/15

| 31/10 Bottom rail, left | |
|--------------------------------|---|
| 3/6 | Switch, hazard warning flashers |
| 3/117 | Switch unit, ceiling light |
| 4/31 | Fan control module |
| 4/33 | Panoramic roof control module |
| 4/76 | Remote control unit for garage door opener |
| 4/80 | Forward Sensing Module (FSM) |
| 4/102 | Steering column lock module (SCL) |
| 4/119 | Remote Keyless Entry (TRX) |
| 4/119.2 | Signal receiver (LRX) |
| 4/125 | Closing velocity module (CVM) |
| 6/48 | Damper motor module (DMM), recirculation |
| 6/95 | Damper motor module (DMM), temperature, left-hand side |
| 6/96 | Damper motor module (DMM), temperature, right-hand side |
| 6/102 | Damper motor module (DMM), defroster |
| 6/103 | Damper motor module (DMM), floor/ventilation |
| 7/90 | Moisture sensor |
| 7/149 | Rain sensor module (RSM) |
| 7/159 | Air quality sensor (AQS) |
| 7/199 | Ultrasonic sensor |
| 7/238 | Alcolock sensor |
| 8/48 | Auto-dimming rearview mirror |
| 10/22 | Ceiling light |
| 10/29 | Glove compartment lighting |
| 10/114 | Vanity mirror lighting, left |
| 10/115 | Vanity mirror lighting, right |
| 10/150A | Rear reading light |
| 10/150B | Rear reading light |
| 17/13 | Data link connector |
| 17/45 | Alcolock outlet |
| 26/8 | Alcolock charging cradle |

| 31/15 Bottom rail, right | |
|---------------------------------|--|
| 3/26 | Switch unit, power driver's seat, RHD |
| 3/27 | Switch unit, power passenger seat, LHD |
| 3/65 | Switch, heated rear seat |
| 3/126 | Driver Door Module (DDM), RHD |
| 3/127 | Passenger door module (PDM), LHD |
| 3/129 | Right rear door module (RDM) |
| 3/156 | Gear selector module (GSM) |
| 3/176 | Switch, driver's door power window, RHD |
| 3/274 | Lock contact, RH front door |
| 3/276 | Lock contact, RH rear door |
| 4/52 | Power seat module (PSM), RHD |
| 6/55 | Lock motor, central locking, RH front door |
| 6/56 | Lock motor, central locking, RH rear door |
| continues | |

Ground connections

31/15 - 31/48

| 31/15 Bottom rail, right | |
|---------------------------------|--|
| 7/122 | Mass movement sensor module (MMS), front |
| 8/134 | Solenoid, reverse interlock, manual, RHD |
| 9/1 | Outlet 12V front |
| 9/12 | Seat Heating Module (SHM), driver's side, RHD |
| 9/13 | Seat Heating Module (SHM), passenger side, LHD |
| 9/25 | Outlet 12V rear |
| 10/72 | Front ashtray lighting |
| 16/181 | Rear headphone sockets |
| 16/45 | Portable navigation system |
| 16/164 | Display/DVD headrest left (RSE) |
| 16/165 | Display/DVD headrest right (RSE) |
| 27/8 | Camera, wide angle front |

| 31/47 Rear bumper abutment, left | |
|---|--------------------------------------|
| 2/16 | Relay, rear window wiper |
| 3/35 | Trunk handle switch |
| 4/110 | Trailer module (TRM) |
| 4/115 | Park Brake Module (PBM) |
| 4/116 | Power Operated Tailgate Module (POT) |
| 6/8 | Central locking motor, tailgate |
| 6/32 | Rear window wiper motor |
| 6/149 | Tailgate closing motor |
| 10/3 | License plate lighting |
| 10/18 | Lamp housing, rear left |
| 10/19 | Brake lights extra |

| 31/48 Rear bumper abutment, right | |
|--|---------------------------------|
| 4/86 | Parking Assistance Module (PAM) |
| 4/93 | Keyless vehicle module (KVM) |
| 6/37 | Lock motor, fuel filler flap |
| 10/17 | Lamp housing, rear right |
| 10/46 | Fog lights, rear right |
| 10/53 | Fog lights, rear left |
| 17/19 | 12 V outlet, cargo compartment |

Ground connections

31/65 - 31/83

| 31/65 Rear seat riser, left-hand side 1 | |
|--|---------------------------------------|
| 4/82 | Differential electronic module (DEM) |
| 6/141 | Motor folding head restraint left |
| 8/59 | Rear left head restraint solenoid |
| 9/14 | Control module, rear left seat heater |

| 31/66 Rear seat riser, left-hand side 2 | |
|--|--------------------------|
| 4/83 | Control module fuel pump |
| 6/33 | Fuel pump |

| 31/67 Rear seat riser, right-hand side 1 | |
|---|--|
| 4/84 | Suspension module (SUM) |
| 6/142 | Motor folding head restraint right |
| 8/60 | Rear right head restraint solenoid |
| 9/15 | Control module, rear right seat heater |

| 31/68 Rear seat riser, RH side 2 | |
|---|---------------------------------|
| 6/35 | Fuel pump, auxiliary heater |
| 9/38 | Electrically heated fuel filter |

| 31/83 Bottom rail, left | |
|--------------------------------|------------------------------------|
| 3/4 | Steering wheel switch left (SWSL) |
| 3/37 | Contact horn |
| 3/111 | Light switch module (LSM) |
| 3/130 | Steering wheel module (SWM) |
| 3/131 | Steering wheel switch right (SWSR) |
| 3/272 | Switch, parking brake |
| 4/6 | Climate control module (CCM) |
| 5/1 | Driver Information module (DIM) |
| 9/42 | PTC-element |
| 10/1 | Lamp housing, front left |
| 10/2 | Lamp housing, front right |
| 16/60 | Phone module (PHM) |
| 16/65 | Immobilizer antenna unit (IAU) |
| 17/13 | Data link connector |

Ground connections

31/84 - 31/90

| 31/84 Bottom rail, right | |
|---------------------------------|---|
| 3/271 | Contact, immobilizer, clutch pedal, RHD |
| 3/281 | Infotainment control module (ICM), LHD |
| 3/284 | Diagnostic contact, brake light, RHD |
| 4/56 | Central electronic module (CEM), LHD |
| 4/120 | Parking Assistance Camera (PAC) |
| 4/124 | Accessory USB unit (AUU), LHD |
| 7/51 | Accelerator pedal sensor, RHD |
| 7/93 | Occupant weight sensor (OWS), LHD |
| 7/175 | Weight sensor passenger seat, seat belt reminder, LHD |
| 8/51 | Igniter side airbag front driver's seat, RHD |
| 8/52 | Igniter side airbag front passenger seat, LHD |
| 16/1 | Integrated Audio Module (IAM), LHD |
| 16/36 | TV receiver, LHD |
| 16/109 | Control module (RSE), LHD |
| 16/145 | Remote Digital Audio Receiver (RDAR), LHD |
| 16/162 | Digital Audio Broadcast Module (DABM), LHD |

| 31/88 Engine ignition coils | |
|------------------------------------|---|
| 20/3 | Spark plug with ignition coil, 6-Cyl. |
| 20/4 | Spark plug with ignition coil, 6-Cyl. |
| 20/5 | Spark plug with ignition coil, 6-Cyl. Turbo |
| 20/6 | Spark plug with ignition coil, 6-Cyl. Turbo |

| 31/89 Engine ignition coils | |
|------------------------------------|---------------------------------------|
| 20/5 | Spark plug with ignition coil, 6-Cyl. |
| 20/6 | Spark plug with ignition coil, 6-Cyl. |
| 20/7 | Spark plug and ignition coil |
| 20/8 | Spark plug and ignition coil |
| 20/16 | Capacitor, 6-Cyl. |

| 31/90 Engine ignition coils | |
|------------------------------------|---|
| 20/3 | Spark plug with ignition coil, 6-Cyl. Turbo |
| 20/4 | Spark plug with ignition coil, 6-Cyl. Turbo |
| 20/16 | Capacitor, 6-Cyl. Turbo |

Ground connections 31/93 - 31/131

| 31/93 LH wheel housing 2 | |
|---------------------------------|--|
| 4/56 | Central electronic module (CEM), RHD |
| 4/99 | Electronic power steering control module |
| 6/38 | Left-hand headlight level adjustment motor |
| 6/104 | Washer motor headlights |
| 7/4 | Brake fluid level sensor |
| 7/5 | Washer fluid level sensor |
| 9/43 | Heated windshield washer nozzle, left |
| 9/44 | Heated windshield washer nozzle, right |
| 10/1 | Lamp housing, front left |
| 10/5 | Fog lights, front left |
| 10/57 | Daytime running lamp left |
| 16/35 | Siren control module (SCM) |

| 31/94 RH wheel housing 2 | |
|---------------------------------|----------------------------|
| 10/2 | Lamp housing, front right |
| 10/6 | Fog lights, front right |
| 10/56 | Daytime running lamp right |
| 16/10 | Horn 1 |
| 16/11 | Horn 2 |

| 31/95 LH wheel housing 3 | |
|---------------------------------|--|
| 6/164 | Electrical power steering module (EPS) |

| 31/96 RH wheel housing 3 | |
|---------------------------------|---|
| 3/62 | Hood alarm contact |
| 4/56 | Central electronic module (CEM), LHD |
| 6/39 | Right-hand headlight level adjustment motor |
| 7/73 | Coolant level sensor |
| 7/203 | Forward-aimed radar (FLR) |
| 10/2 | Lamp housing, front right |
| 10/11 | Running/parking light, front left |
| 10/12 | Running/parking light, front right |

| 31/131 Start/stop function | |
|-----------------------------------|-------------------|
| 1/2 | Secondary battery |

Ground connections

31/XX4 - 31/TRM

| 31/XX4 Engine - Body | |
|-----------------------------|-------------------|
| 31/4 | Ground connection |

| 31/XX10 LH wheel housing 1 | |
|-----------------------------------|---|
| 3/10 | Reversing light contact |
| 3/282 | Switch indicator 1st gear, I5D |
| 4/28 | Transmission control module (TCM) |
| 4/46 | Engine control module (ECM) |
| 6/73 | Coolant pump |
| 6/139 | Upper actuating motor, intake manifold |
| 6/140 | Lower actuating motor, intake manifold |
| 6/179 | Electric oil pump |
| 7/243 | Gear position sensor neutral position |
| 8/3 | Electromagnetic clutch climate control system, 4-Cyl. Turbo |
| 8/78 | Pressure monitor power steering, 4-Cyl. Turbo |
| 9/32 | PTC resistor, crankcase ventilation |
| 20/3-6 | Spark plug with ignition coil, 4-Cyl. Turbo |

| 31/XX14 LH wheel housing 3 | |
|-----------------------------------|----------------------------|
| 4/16 | Brake control module (BCM) |

| 31/XX15 RH wheel housing | |
|---------------------------------|---|
| 4/7 | Combustion preheater module (CPM) |
| 4/106 | Control module, remote parking heater start |
| 6/1 | Wiper motor module (WMM) |

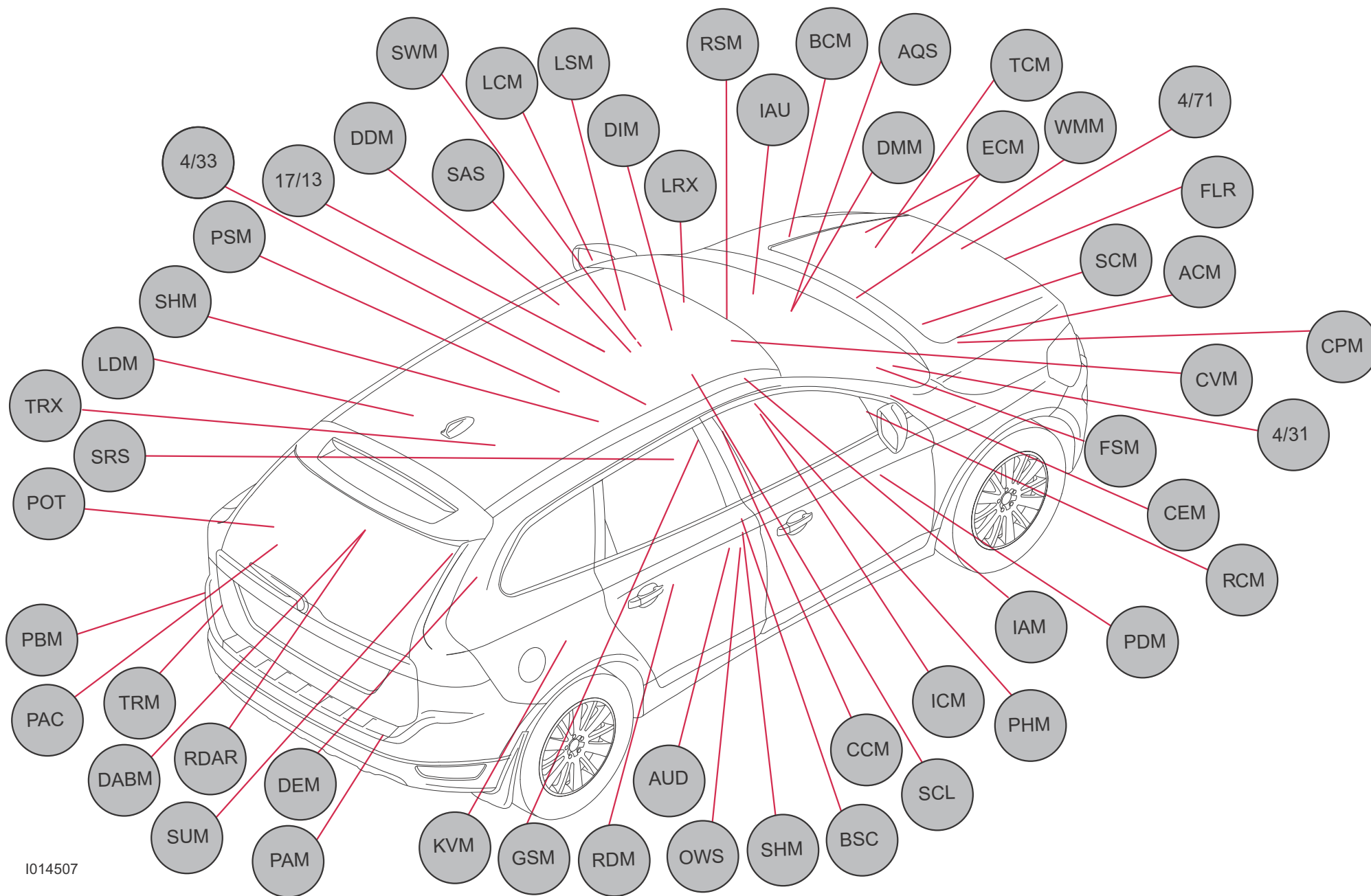
| 31/AL Auxiliary lights | |
|-------------------------------|-------------------------------|
| 10/65 | Auxiliary lights, front right |
| 10/69 | Auxiliary lights, front left |

| 31/INFOT Infotainment | |
|------------------------------|---|
| 16/105 | Audio module (AUD) |
| 16/159 | Control module, mobile phone handsfree, LHD |

| 31/TRM Accessories | |
|---------------------------|--|
| 17/37 | 4-pin outlet, tow hitch cable harness |
| 17/38 | 7-pin outlet, tow hitch cable harness |
| 17/39 | 13-pin outlet, tow hitch cable harness |

Control modules

Overview locations



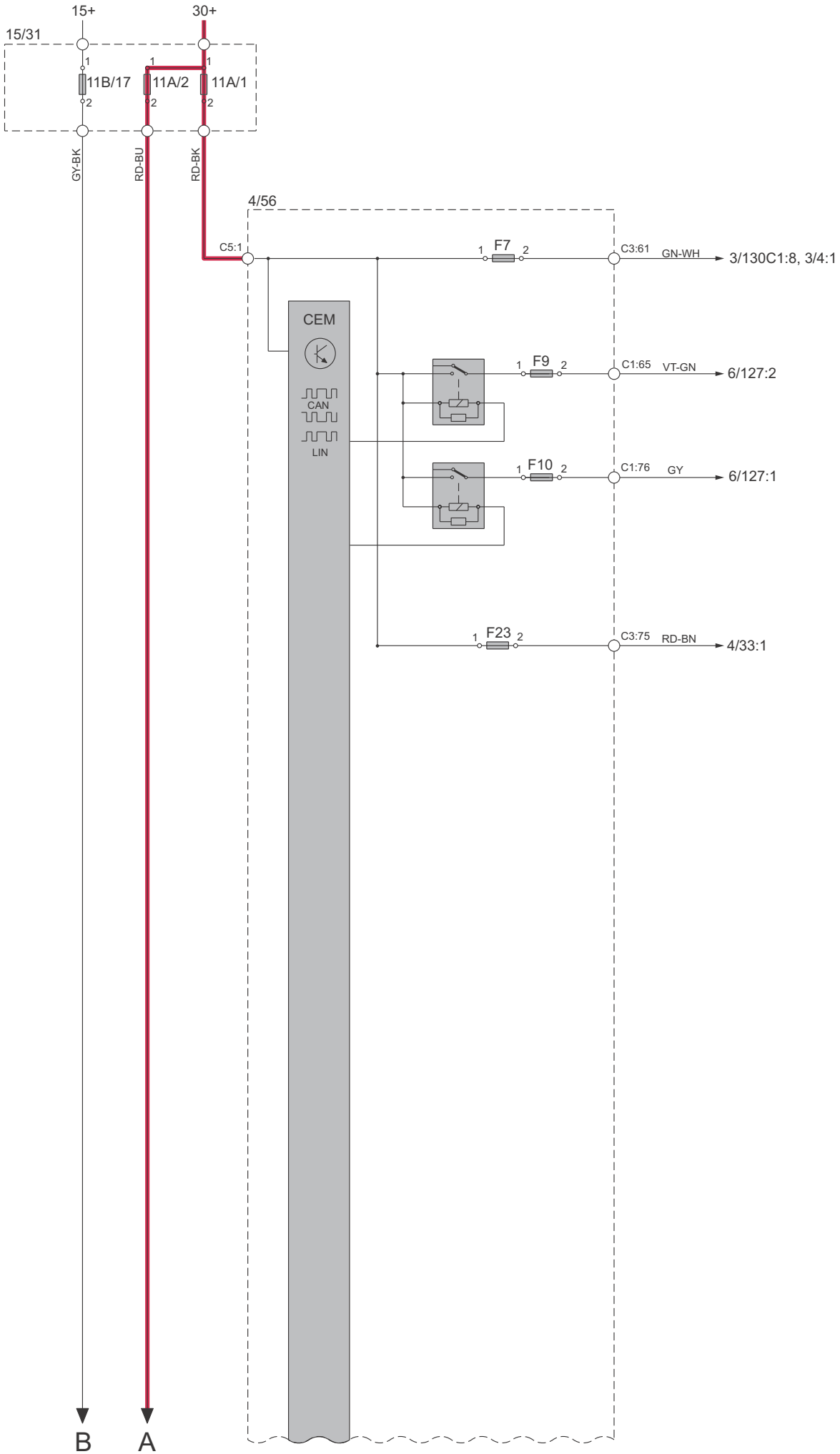
I014507

Control modules Overview designations

| Unit | Designation | | Unit | Designation | |
|-------------|--------------------|---------------------------------------|--------------|--------------------|--|
| ACM | 6/26 | Alternator control module (ACM) | PBM | 4/115 | Park Brake Module (PBM) |
| AQS | 7/159 | Air quality sensor (AQS) | PDM | 3/127 | Passenger door module (PDM) |
| AUD | 16/105 | Audio module (AUD) | PHM | 16/60 | Phone module (PHM) |
| BCM | 4/16 | Brake control module (BCM) | PSM | 4/52 | Power seat module (PSM) |
| CCM | 4/6 | Climate control module (CCM) | RCM | 27/4 | Right Camera Module (RCM) |
| CEM | 4/56 | Central electronic module (CEM) | RDAR | 16/145 | Remote Digital Audio Receiver (RDAR) |
| CPM | 4/7 | Combustion preheater module (CPM) | RDM | 3/129 | Right rear door module (RDM) |
| CVM | 4/125 | Closing velocity module (CVM) | TRX | 4/119 | Remote Keyless Entry (TRX) |
| DABM | 16/162 | Digital Audio Broadcast Module (DABM) | LRX | 4/119.2 | Signal receiver (LRX) |
| DDM | 3/126 | Driver door module (DDM) | RSM | 7/149 | Rain sensor module (RSM) |
| DEM | 4/82 | Differential electronic module (DEM) | SAS | 4/68 | Steering wheel angle sensor module (SAS) |
| DIM | 5/1 | Driver Information module (DIM) | SCL | 4/102 | Steering column lock module (SCL) |
| DMM | | Damper motor module (DMM) | SCM | 16/35 | Siren control module (SCM) |
| ECM | 4/46 | Engine control module (ECM) | SHM | 9/12 | Seat Heating Module (SHM) driver's side |
| FLR | 7/203 | Forward-aimed radar (FLR) | | 9/13 | Seat Heating Module (SHM) passenger side |
| FSM | 4/80 | Forward Sensing Module (FSM) | SRS | 4/9 | Supplemental restraint system module (SRS) |
| GSM | 3/156 | Gear selector module (GSM) | SUM | 4/84 | Suspension module (SUM) |
| IAM | 16/1 | Integrated Audio Module (IAM) | SWM | 3/130 | Steering wheel module (SWM) |
| ICM | 3/281 | Infotainment control module (ICM) | TCM | 4/28 | Transmission control module (TCM) |
| KVM | 4/93 | Keyless vehicle module (KVM) | TRM | 4/110 | Trailer module (TRM) |
| LCM | 27/3 | Left Camera Module (LCM) | WMM | 6/1 | Wiper motor module (WMM) |
| LDM | 3/128 | Left rear door module (LDM) | 4/31 | 4/31 | Fan control module |
| LSM | 3/111 | Light switch module (LSM) | 4/33 | 4/33 | Sunroof control module |
| OWS | 7/93 | Occupant weight sensor (OWS) | 4/71 | 4/71 | Cooling fan control module |
| PAC | 4/120 | Parking Assistance Camera (PAC) | 17/13 | 17/13 | Data link connector |
| PAM | 4/86 | Parking Assistance Module (PAM) | | | |

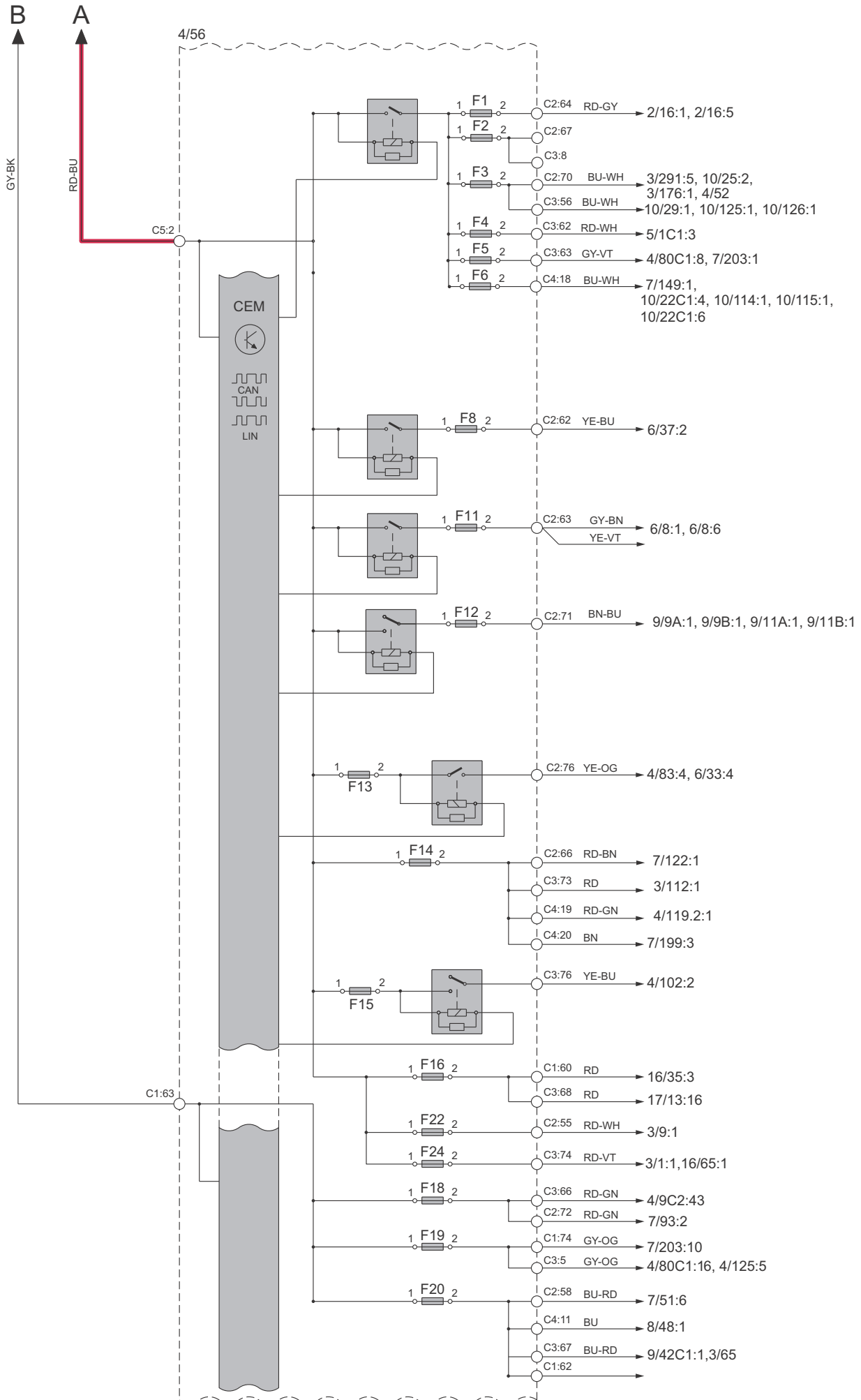
Control modules

Central electronic module (CEM) 1:3



Control modules


Central electronic module (CEM) 2:3



N000008

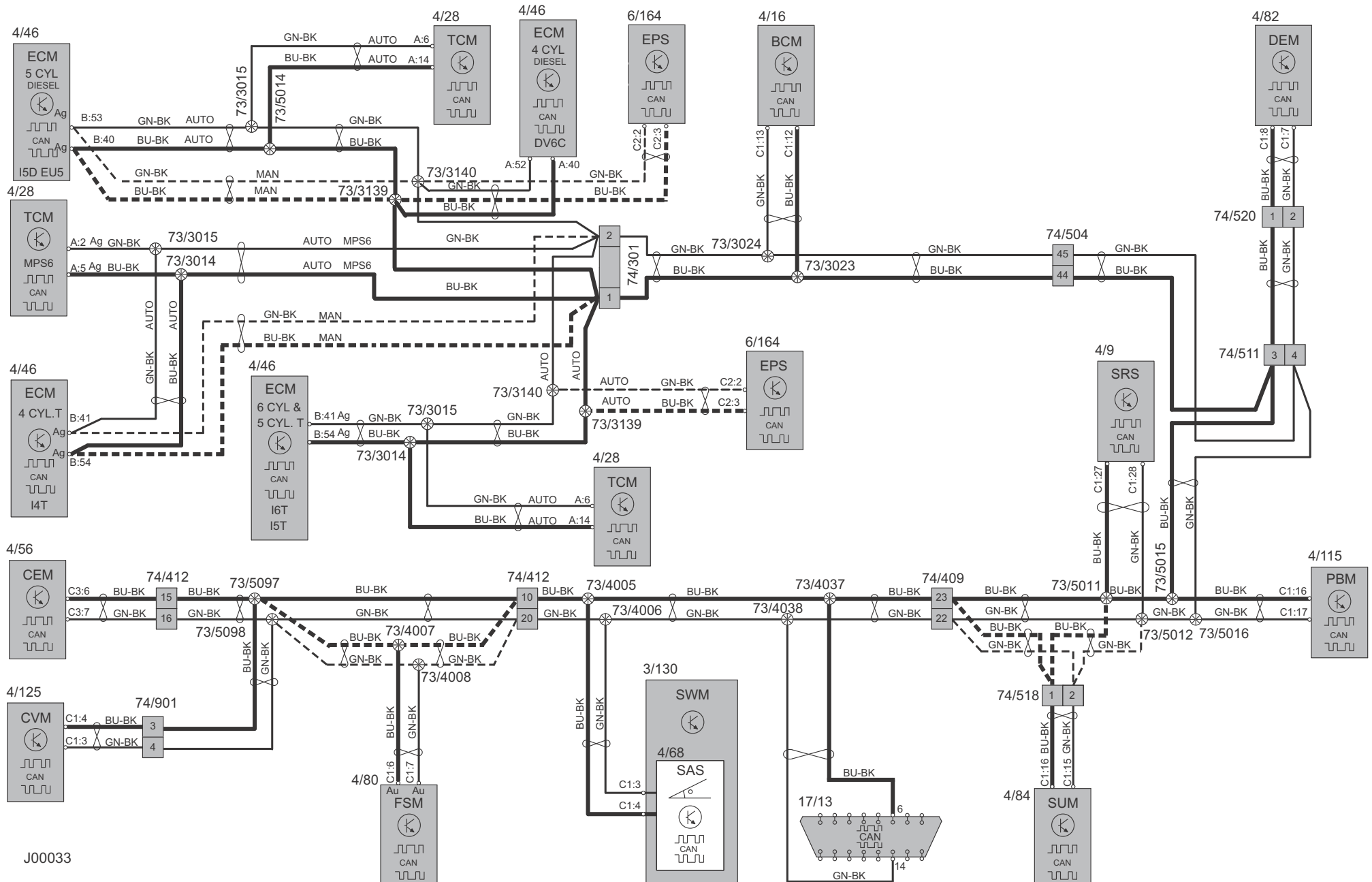
Control modules

Central electronic module (CEM) 3:3



Control modules

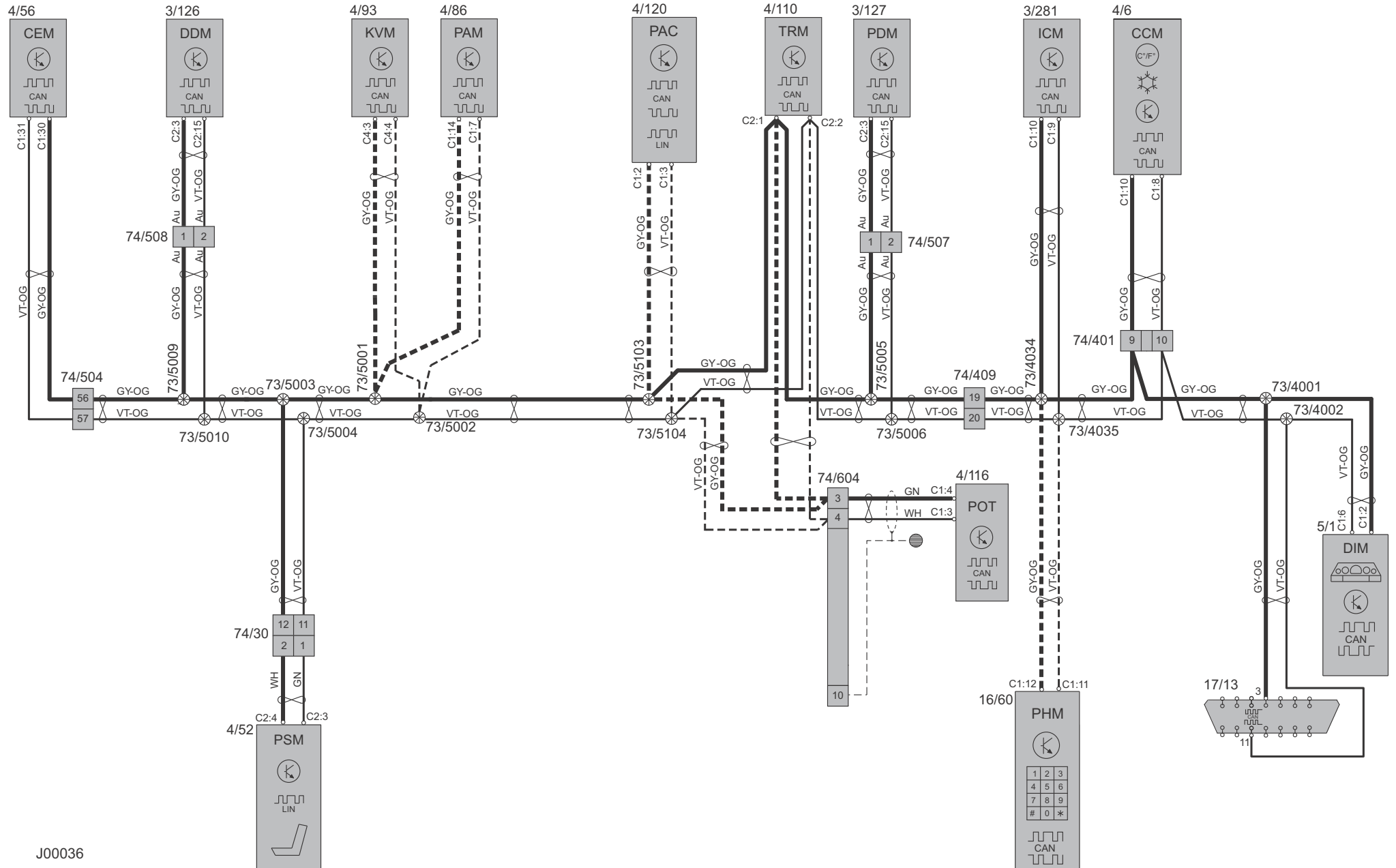
Data communication high speed CAN



J00033

Control modules

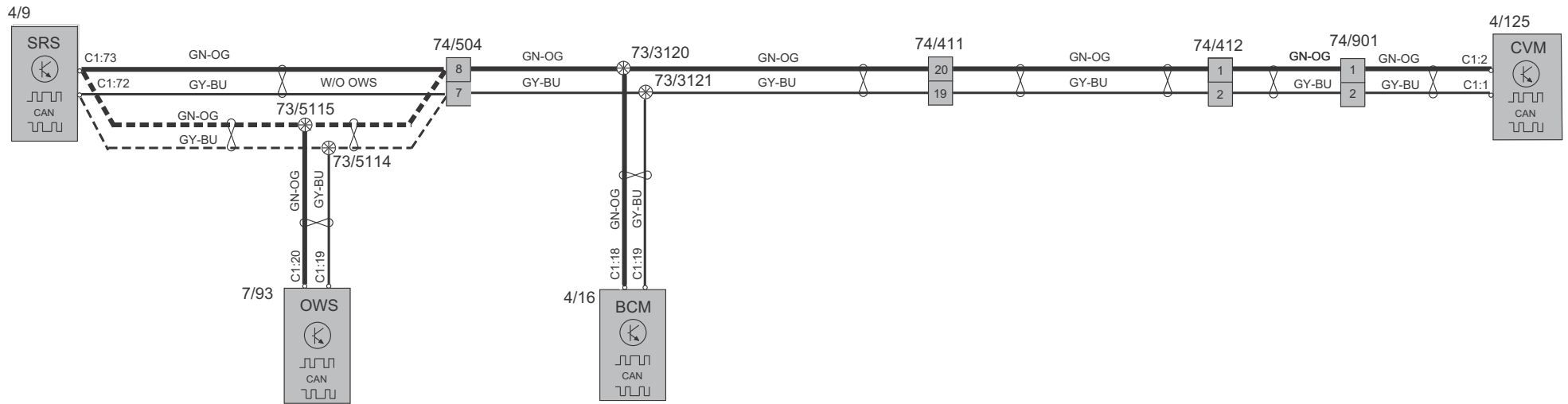
Data communication intermediate speed CAN, RHD



J00036

Control modules

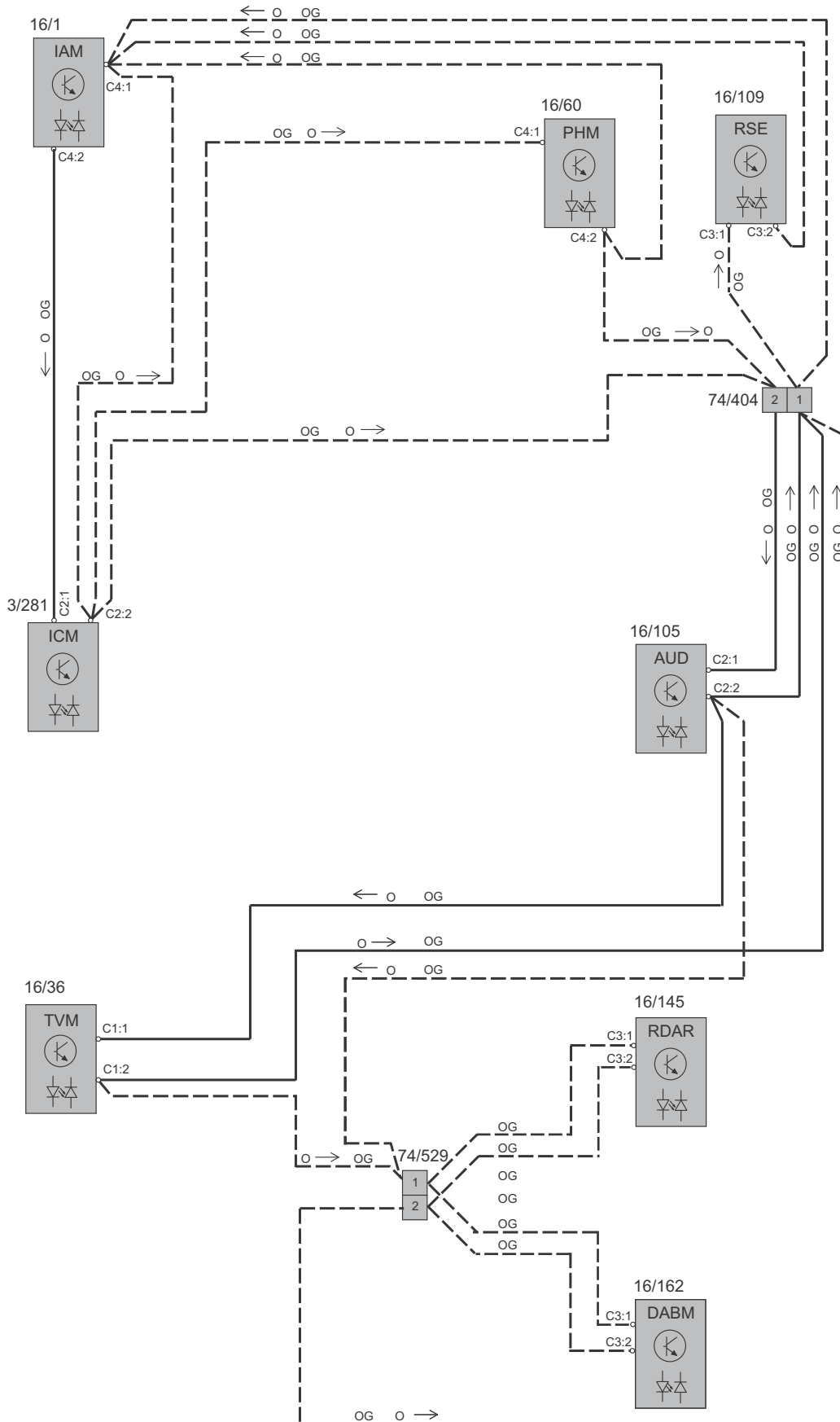
Data communication Local CAN



J00038

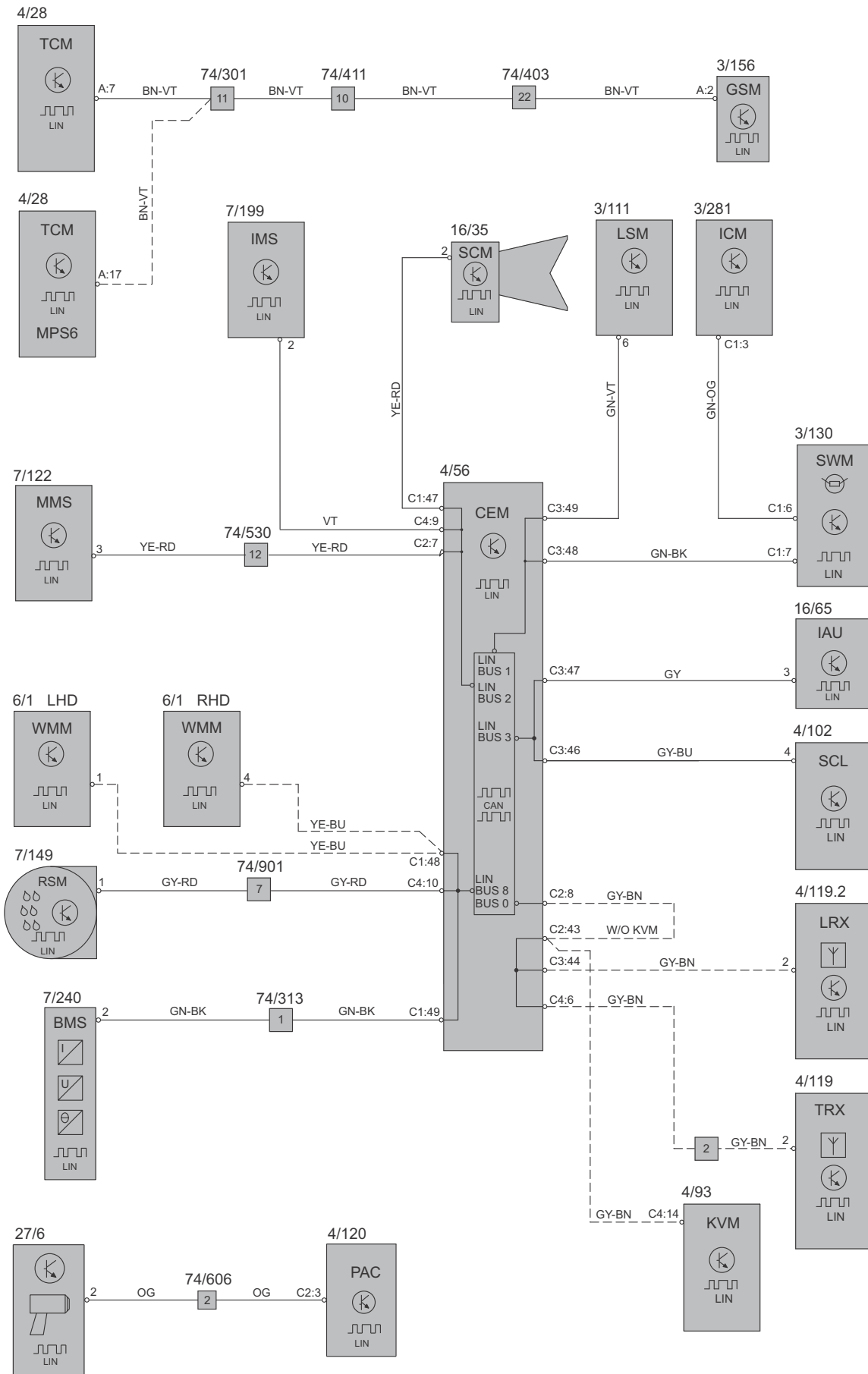
Control modules

Data communication MOST



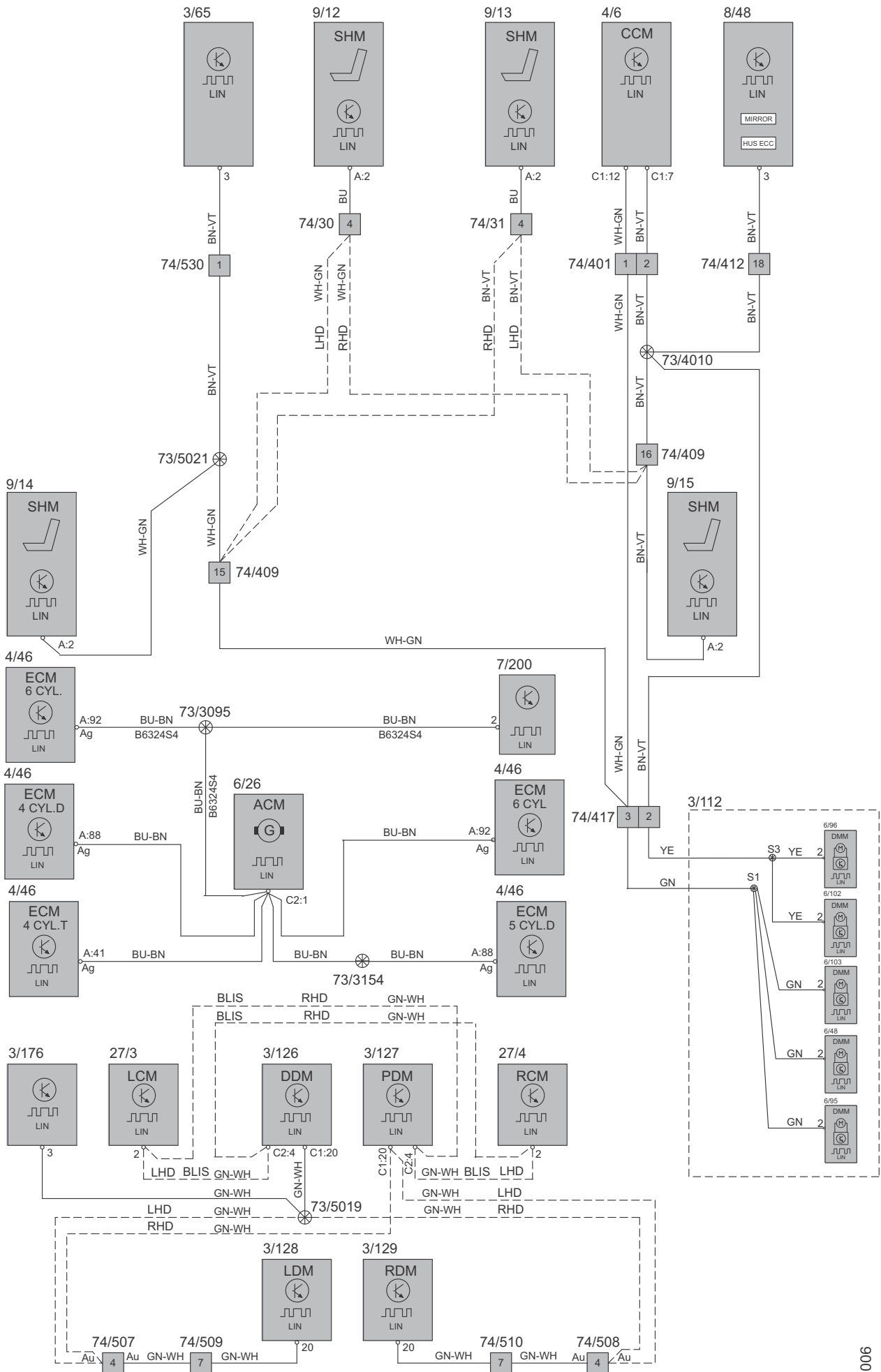
Control modules

Data communication, LIN 1:2



Control modules

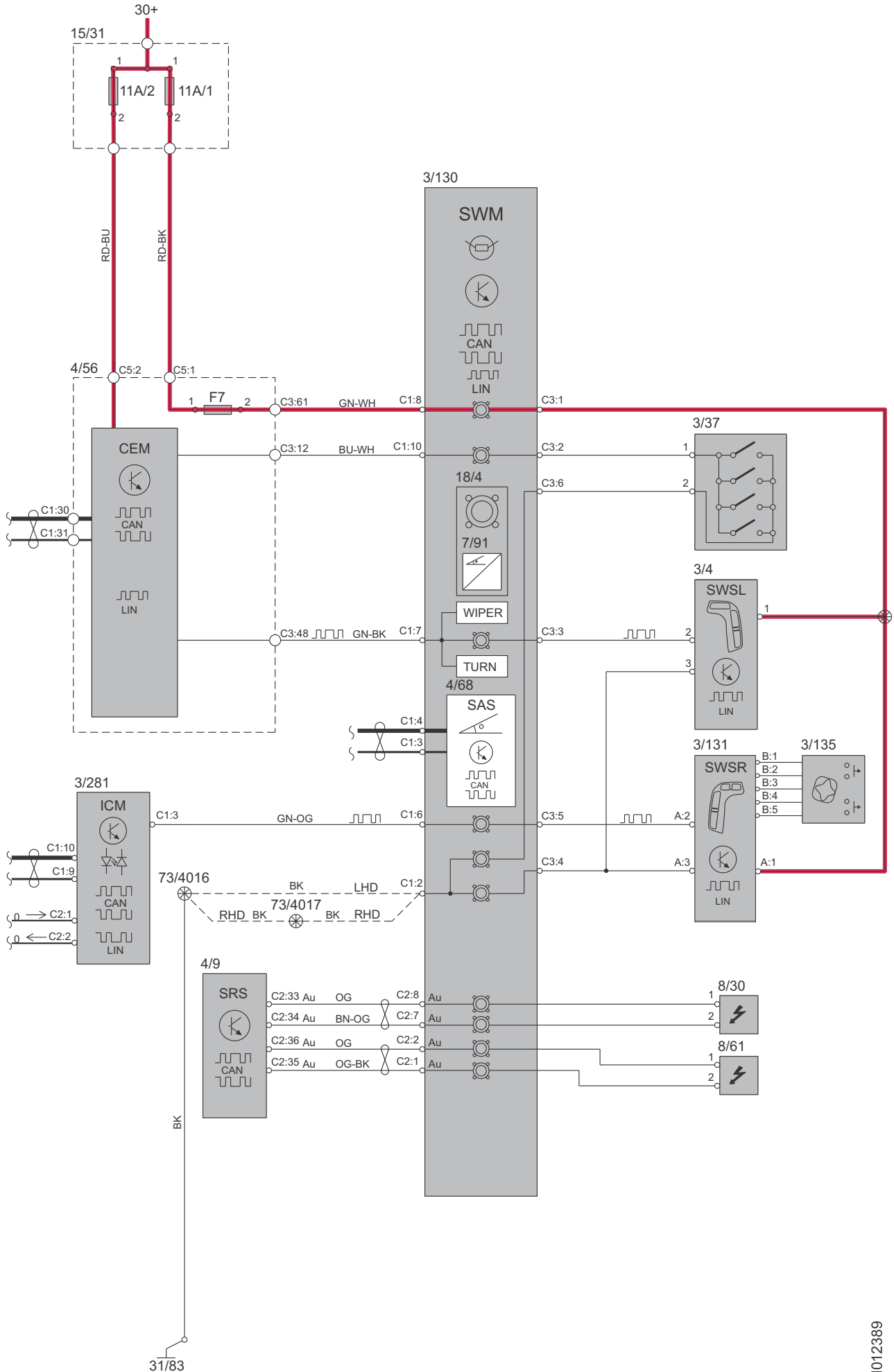
Data communication, LIN 2:2



101006

Control modules

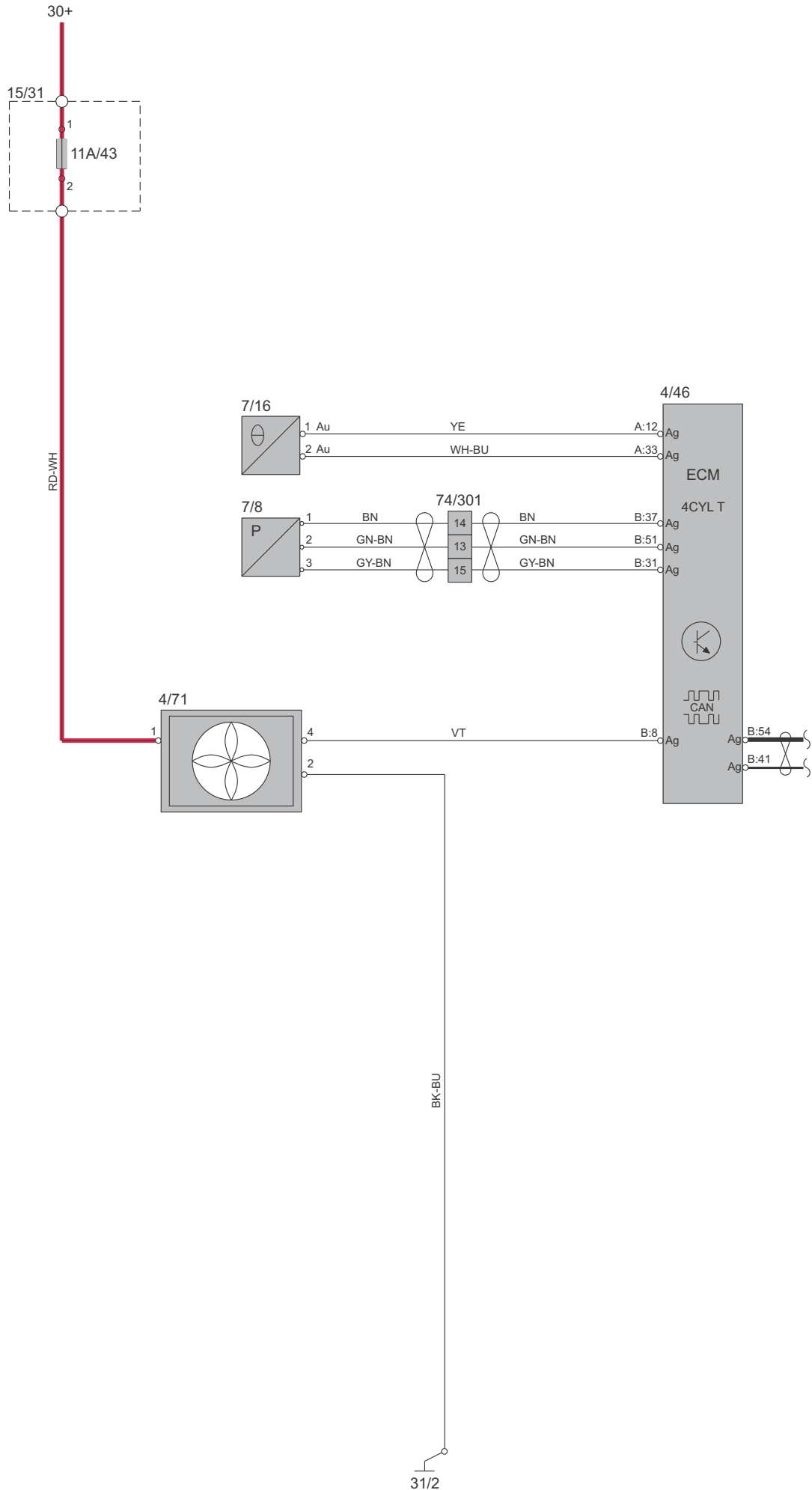
Steering Wheel Module (SWM)



I012389

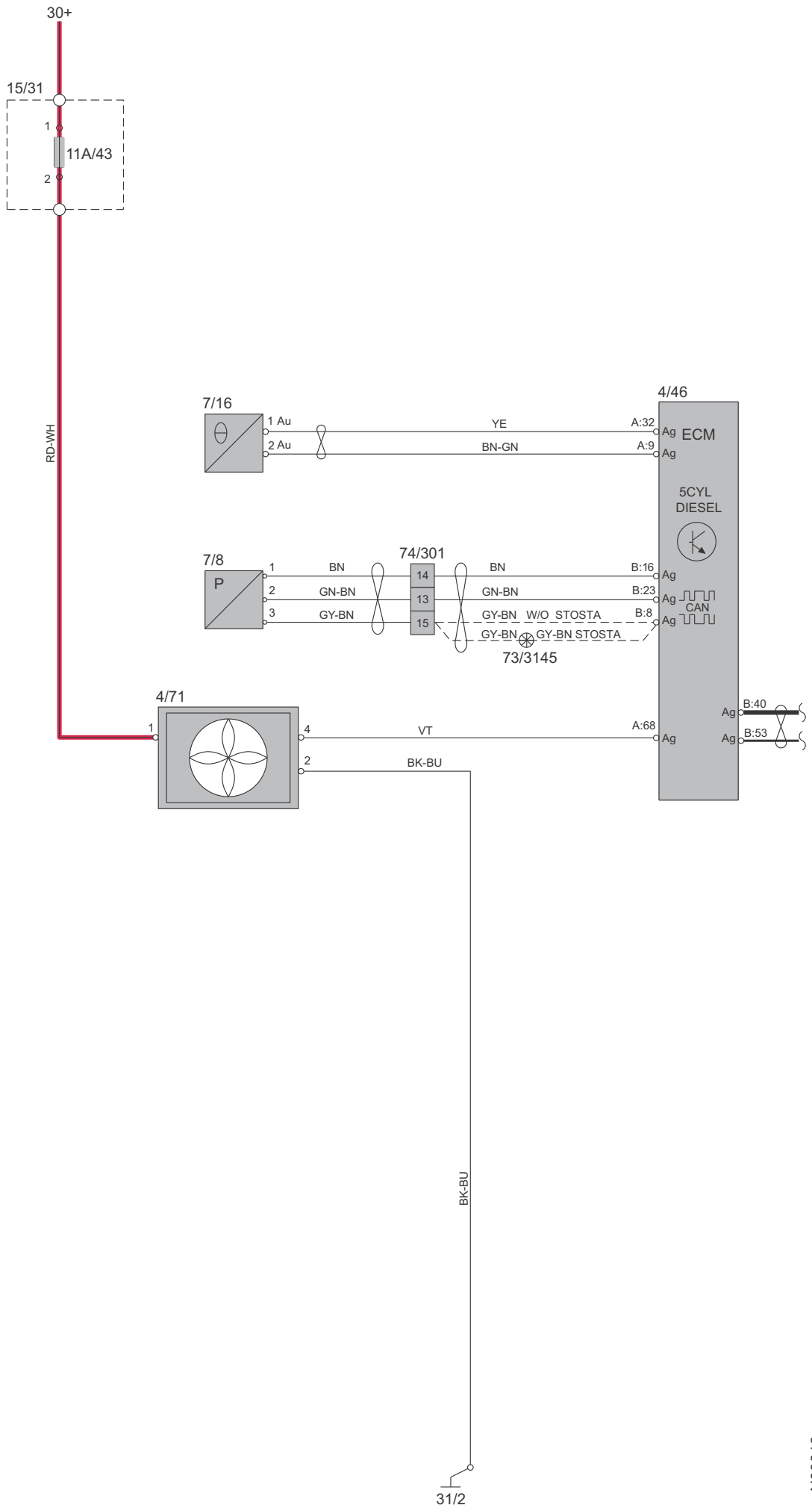
Group 26 Cooling system

Cooling fan 4-Cyl. Turbo



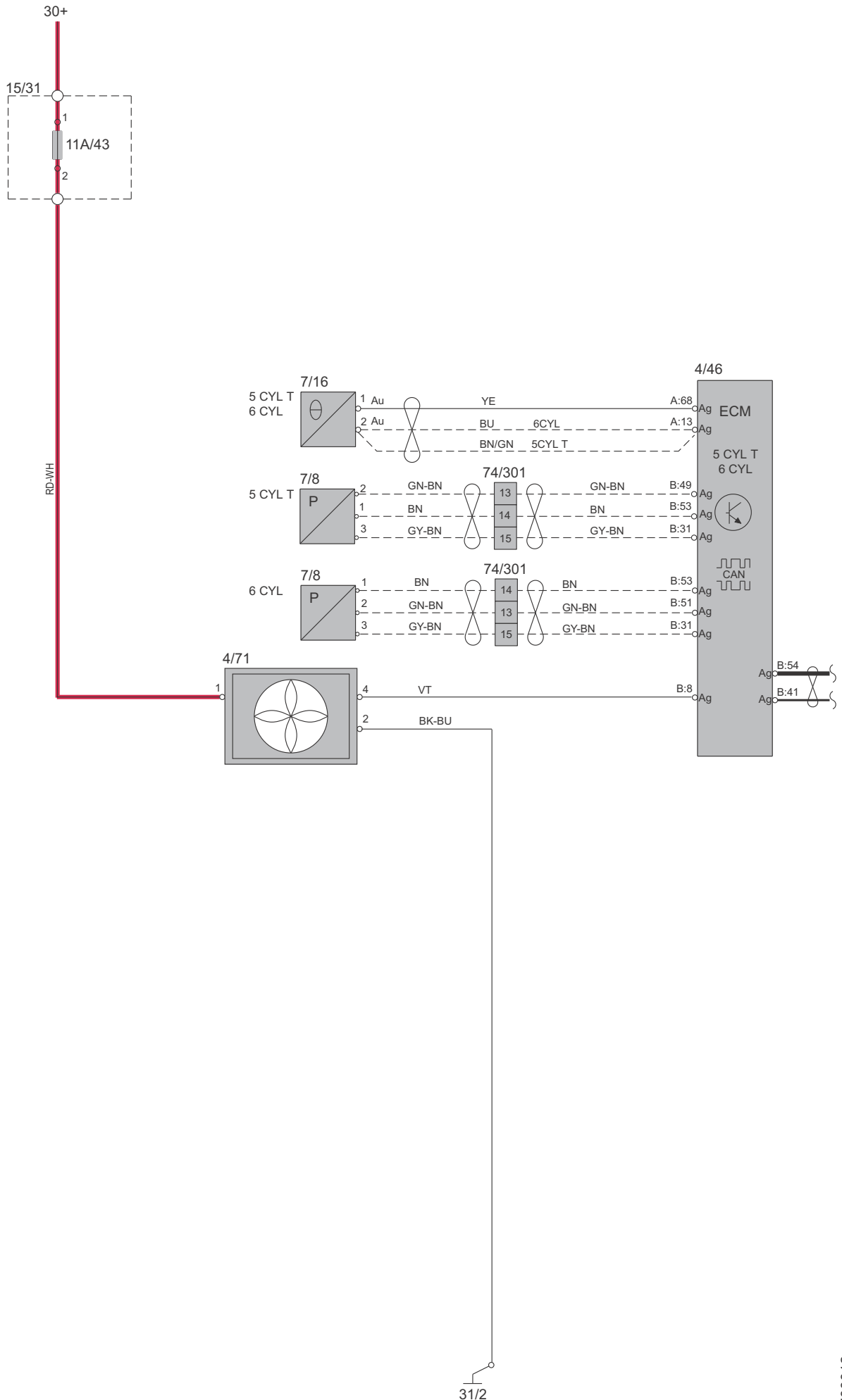
Group 26 Cooling system

Cooling fan, 5-Cyl. Diesel



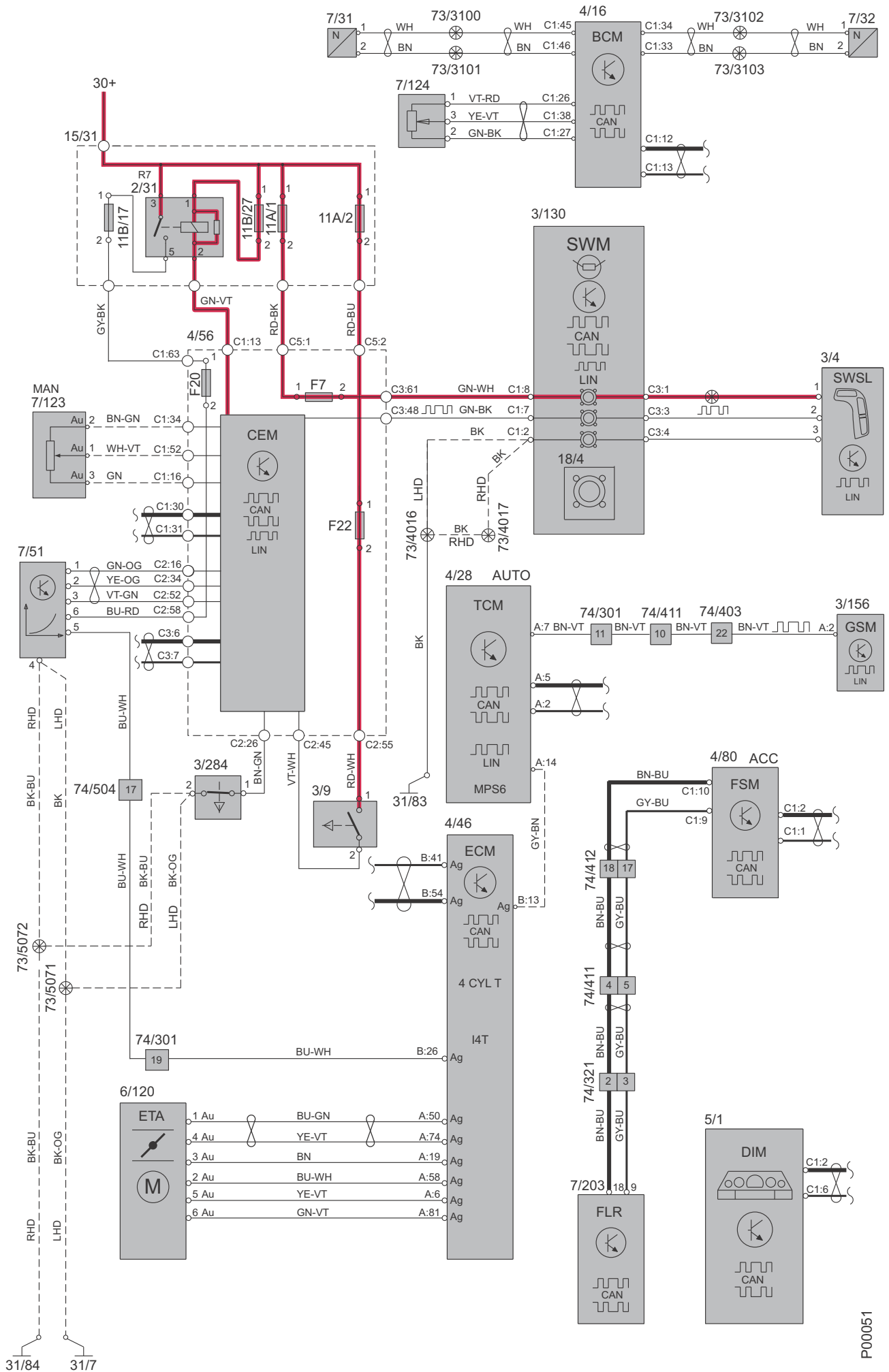
N00013

Group 26 Cooling system Cooling fan 6-Cyl.



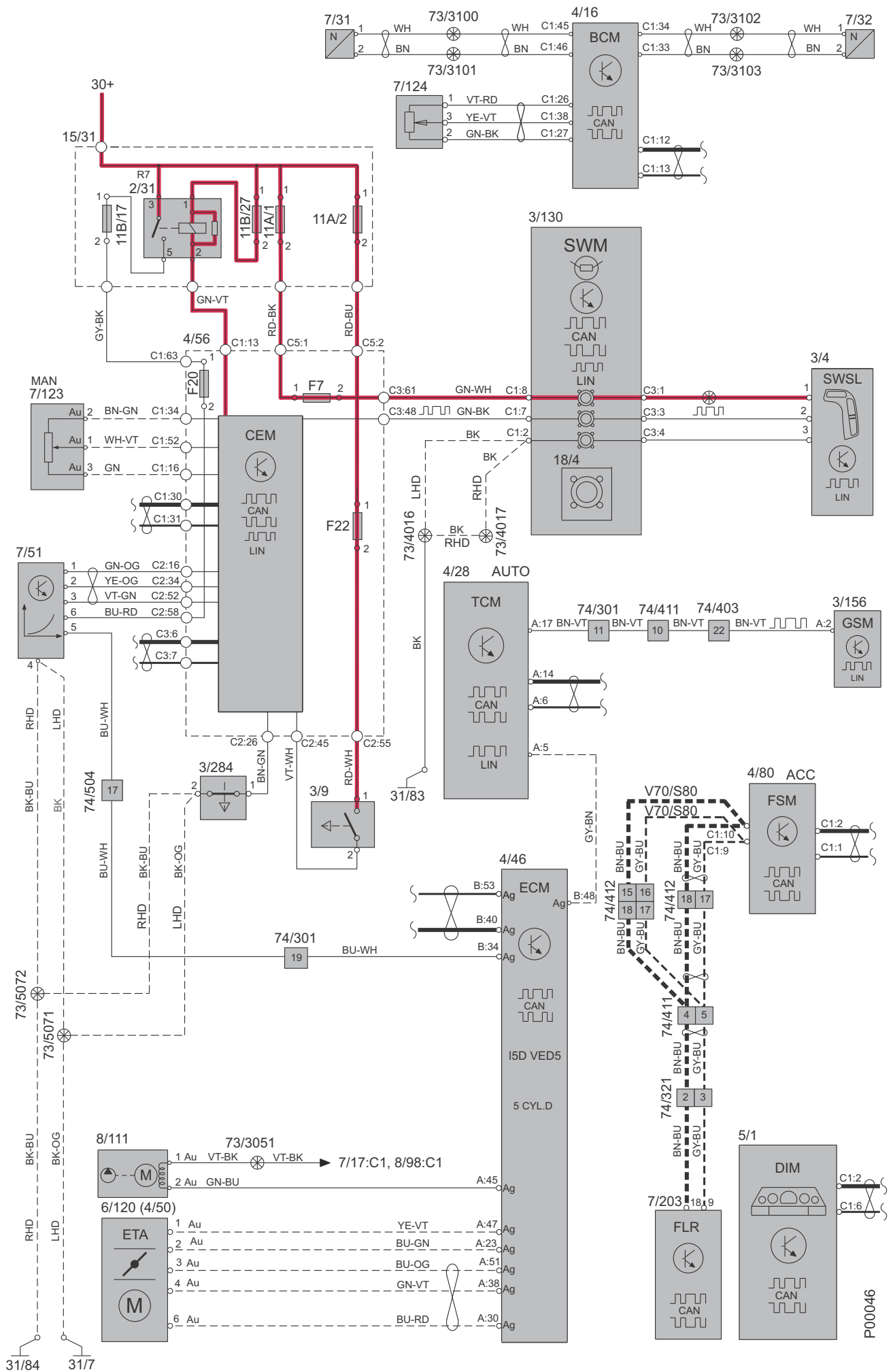
Group 27 Engine controls

Cruise control 4-Cyl. Turbo



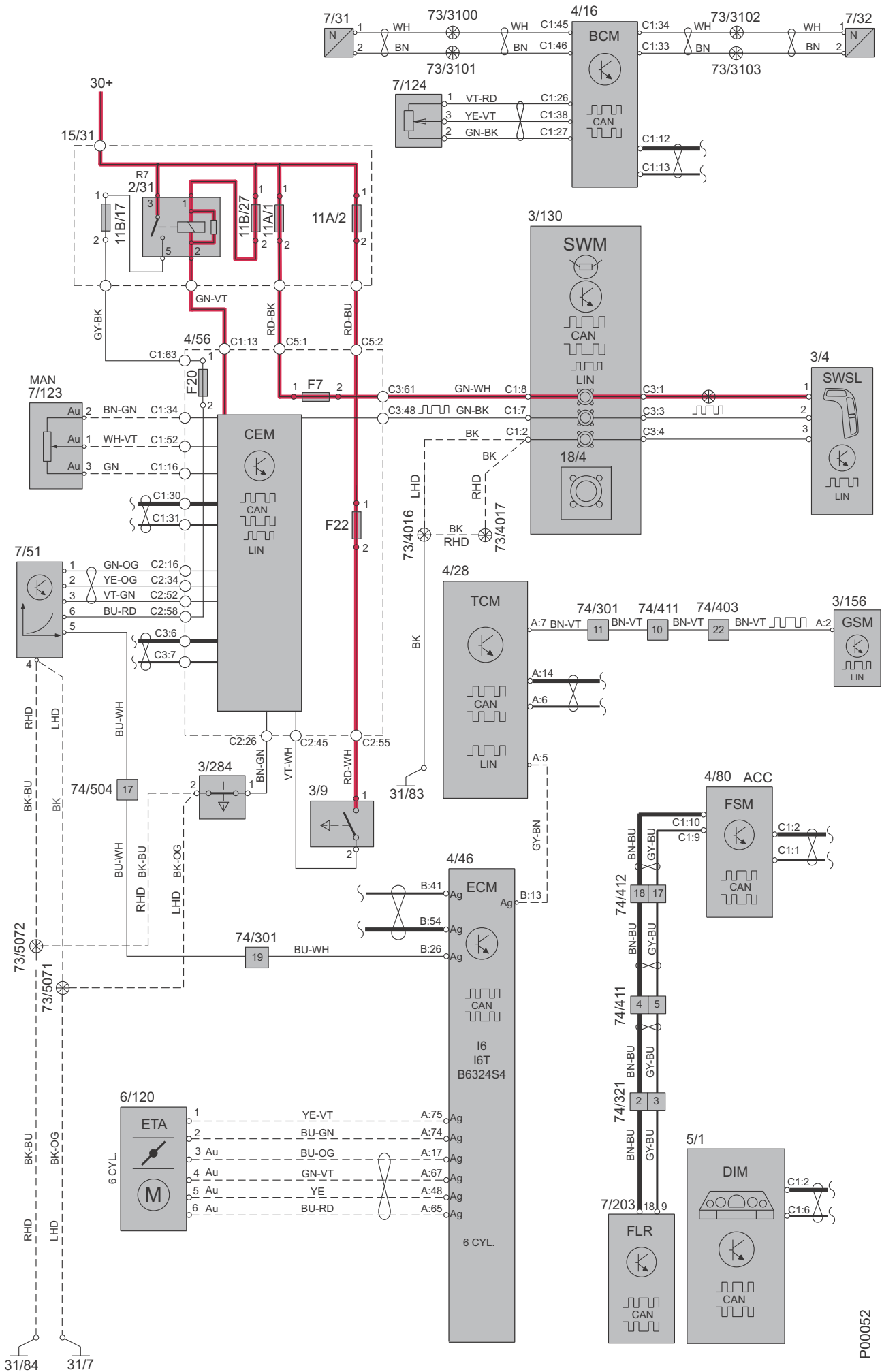
P00051

Group 27 Engine controls Cruise control 5-Cyl. Diesel



Group 27 Engine controls

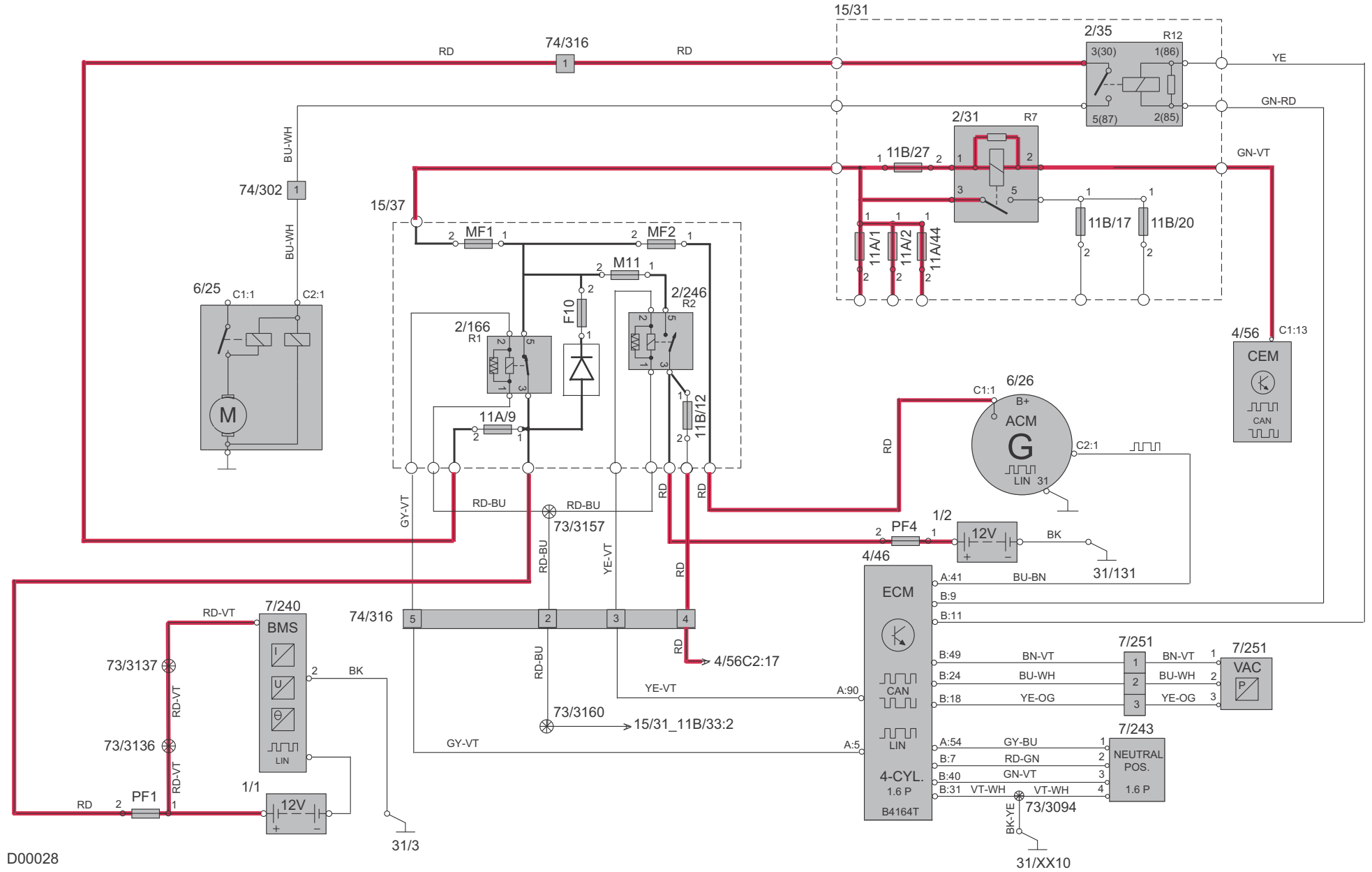
Cruise control 6-Cyl.



P00052

Group 27 Engine controls

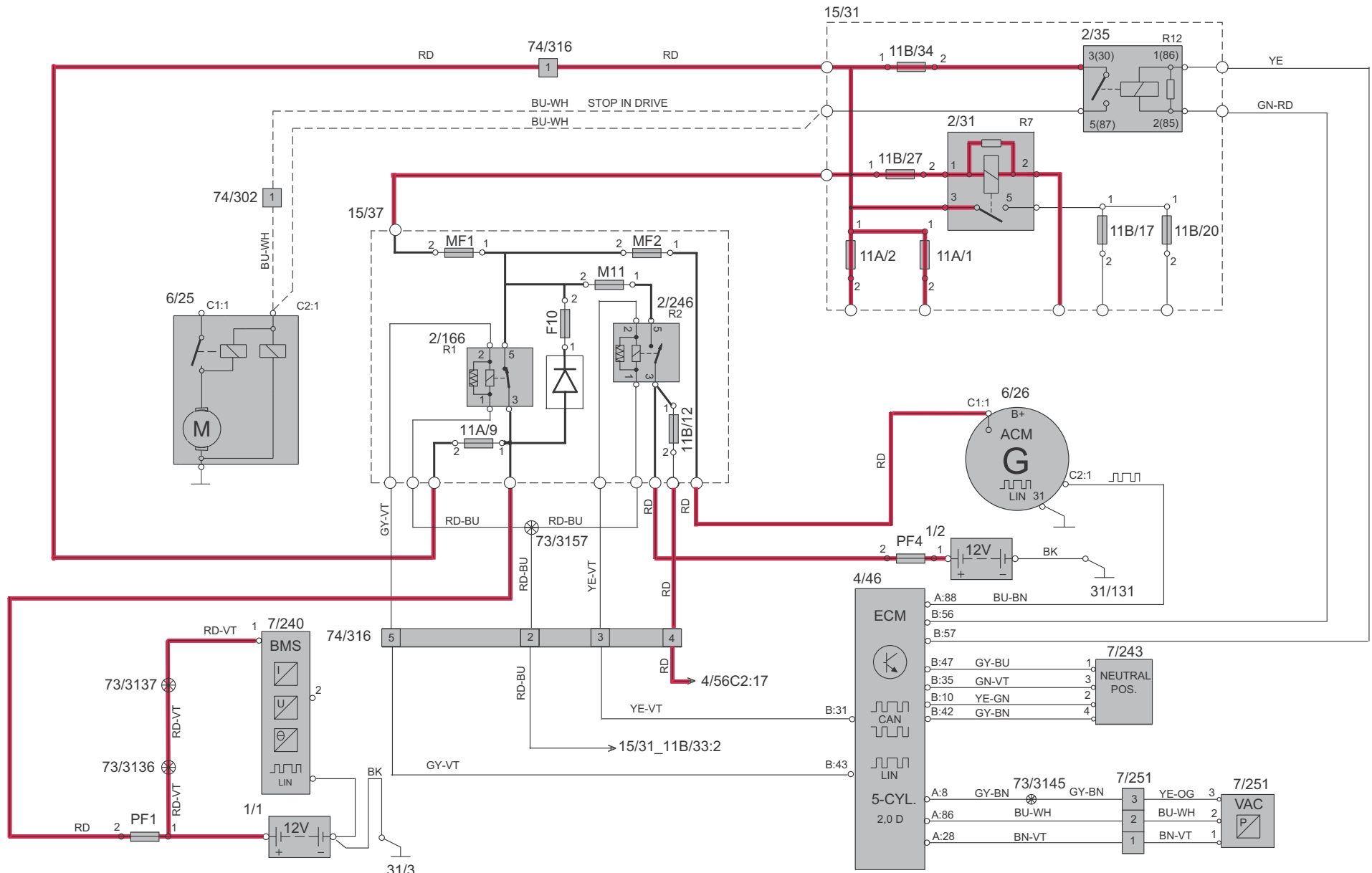
Start/Stop function 4-Cyl. Turbo



D00028

Group 27 Engine controls

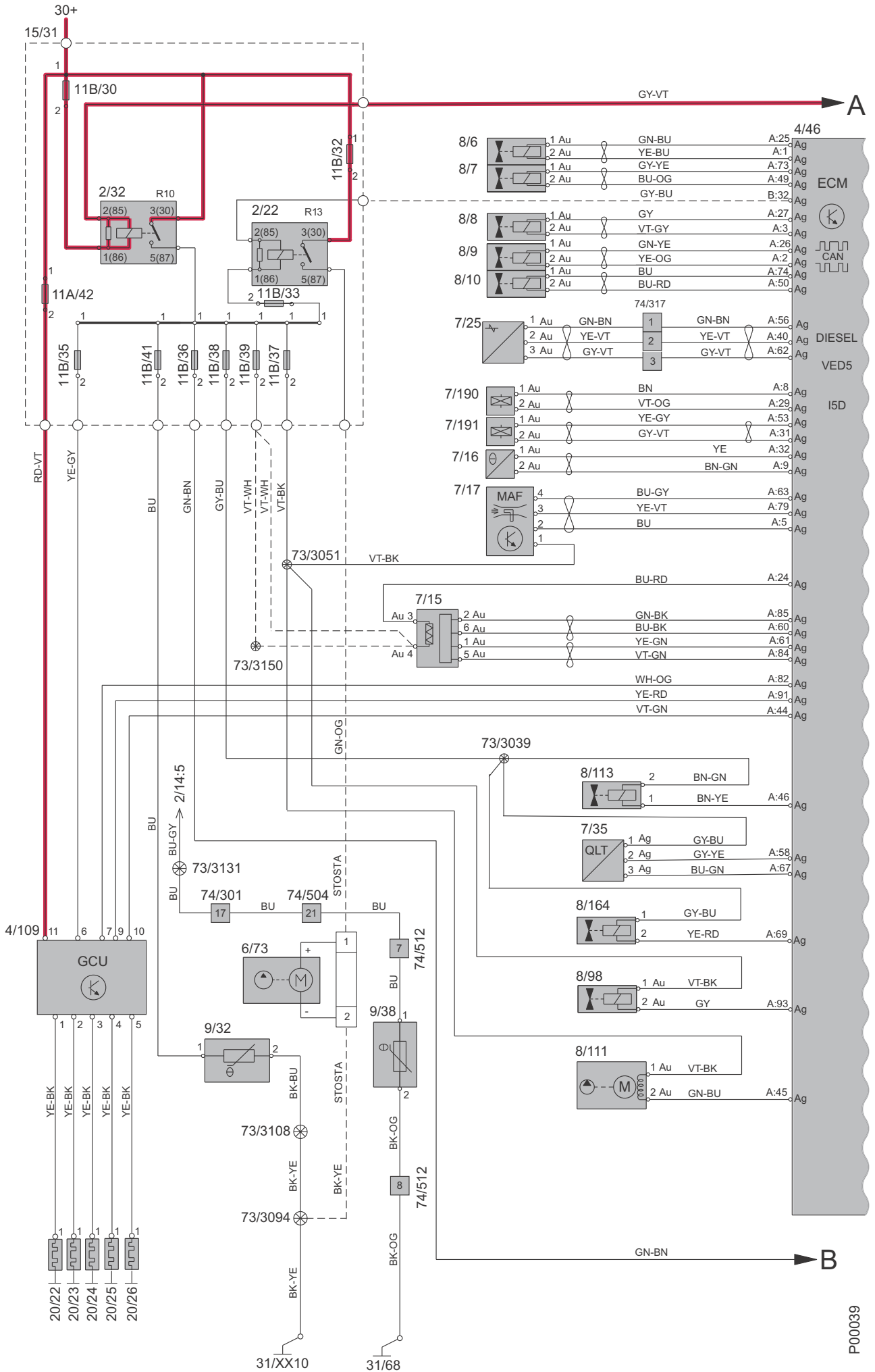
Start/stop function 5-Cyl. Diesel



N00033

Group 28 Ignition and control system

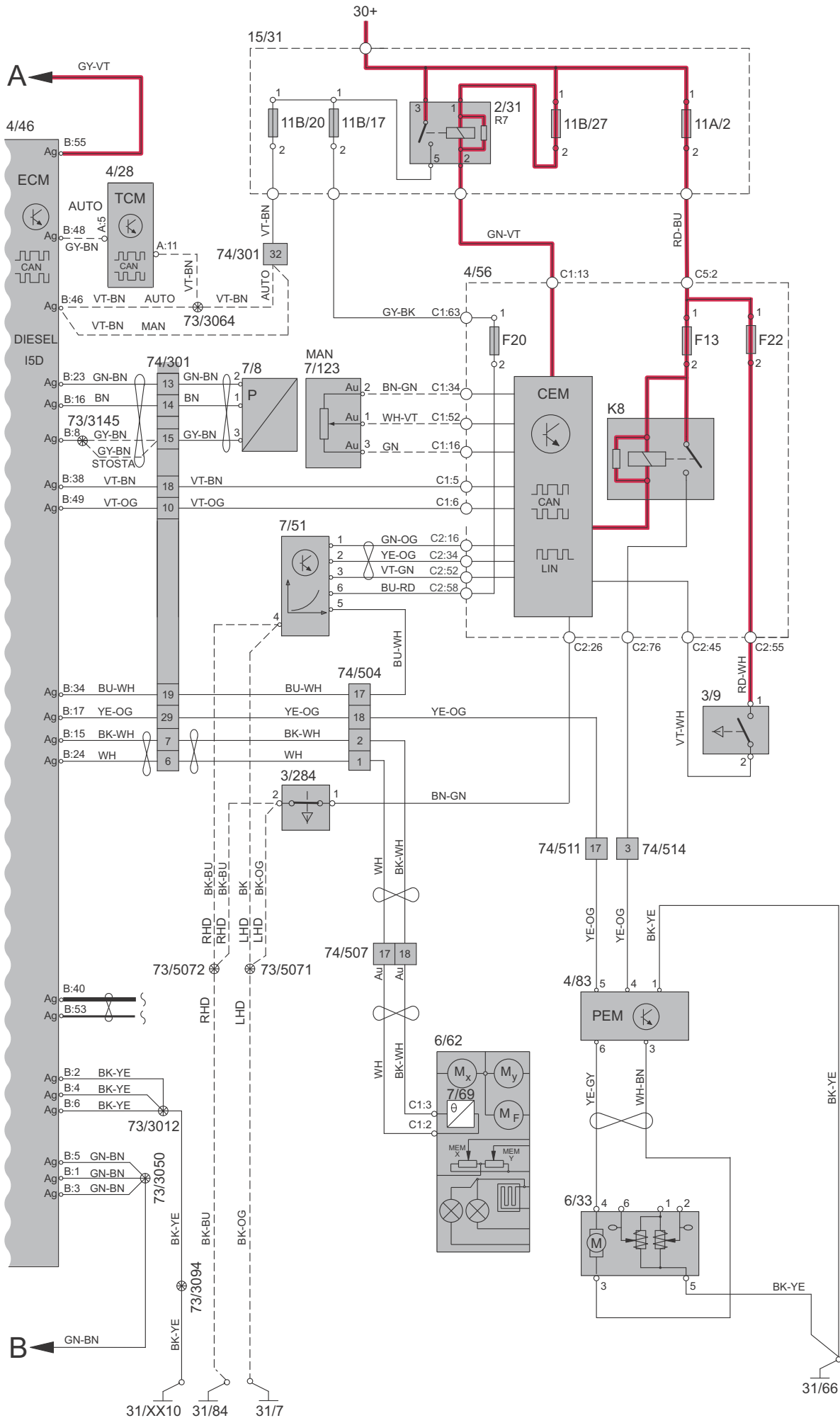
Engine management system, 5-Cyl. Diesel 1:3



P00039

Group 28 Ignition and control system

Engine management system, 5-Cyl. Diesel 2:3

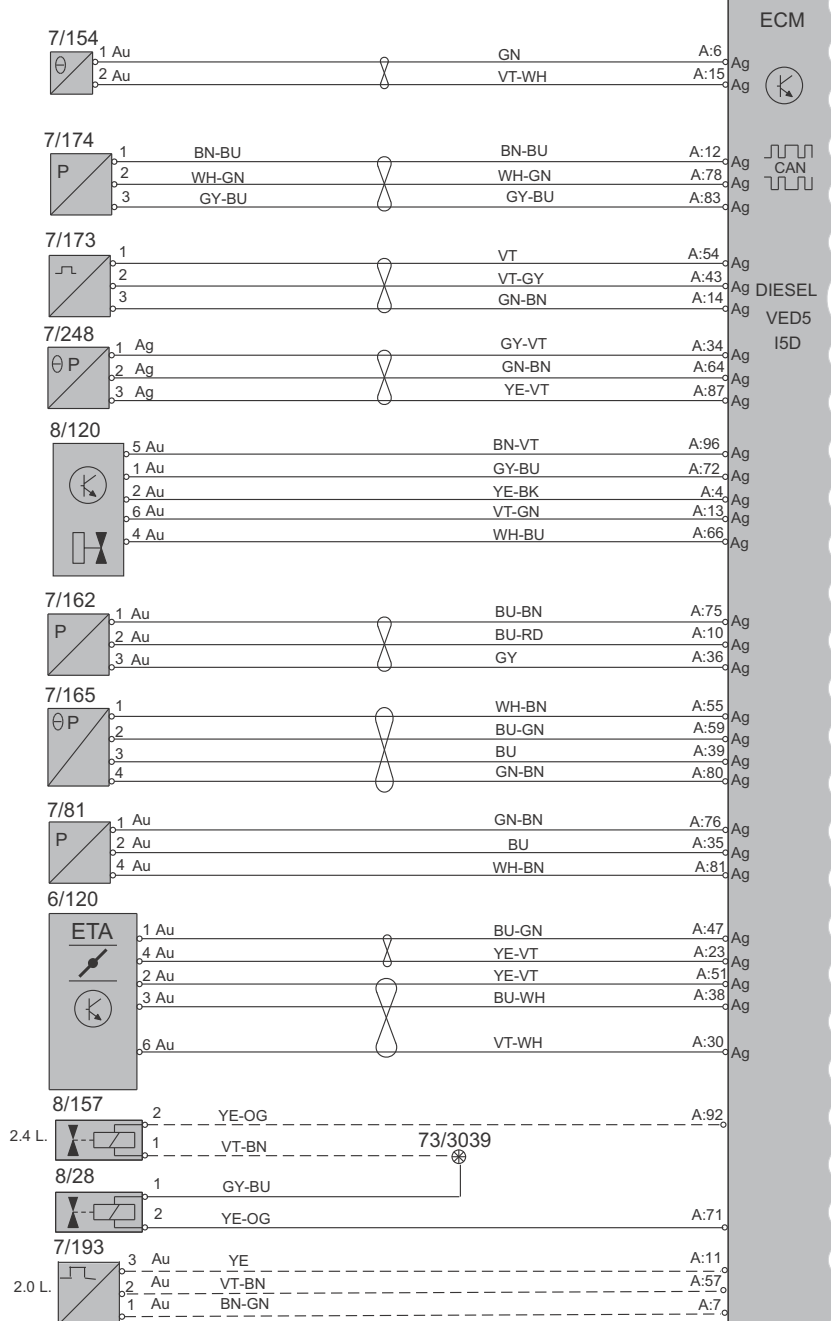


N00032

Group 28 Ignition and control system

Engine management system, 5-Cyl. Diesel 3:3

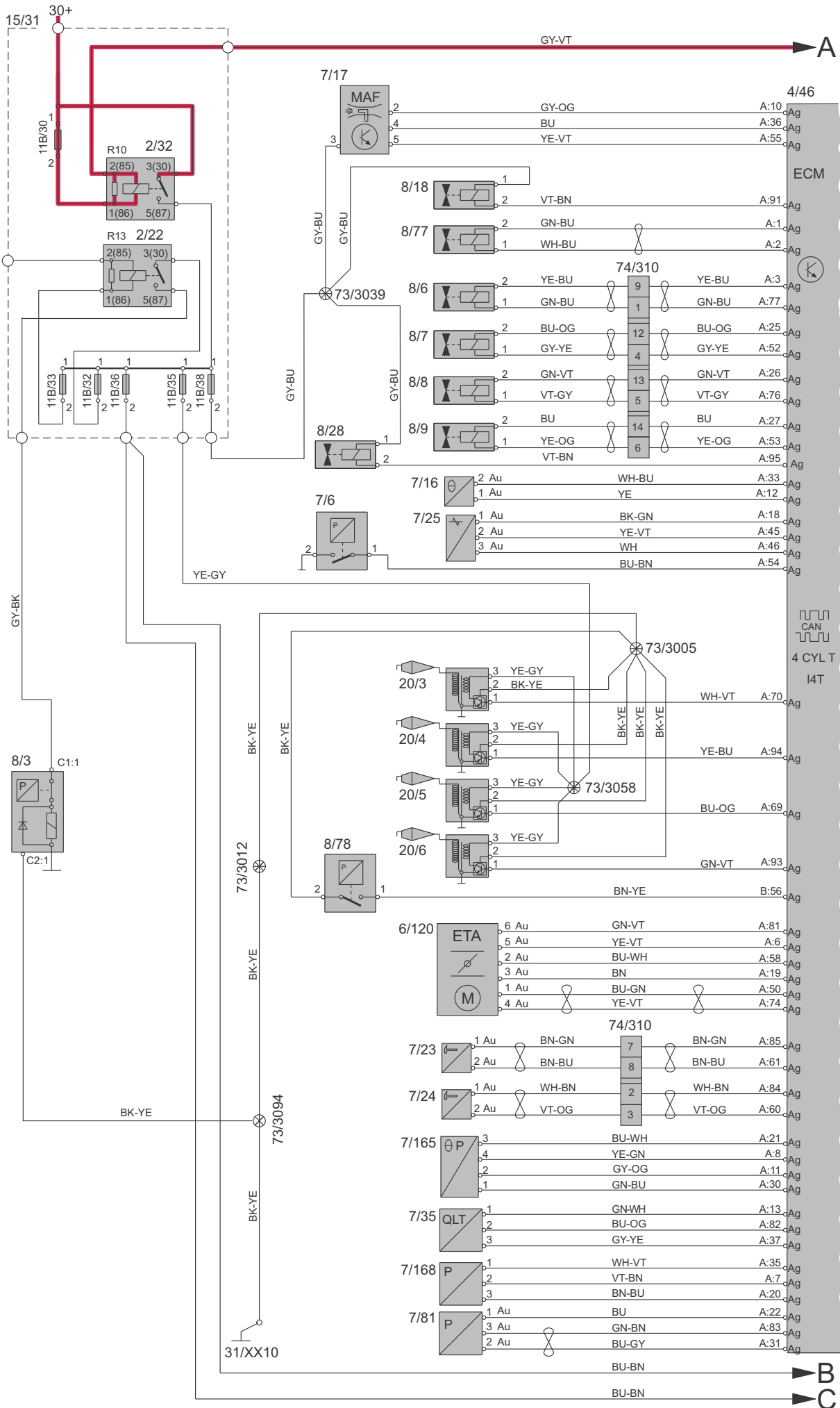
4/46



D00009

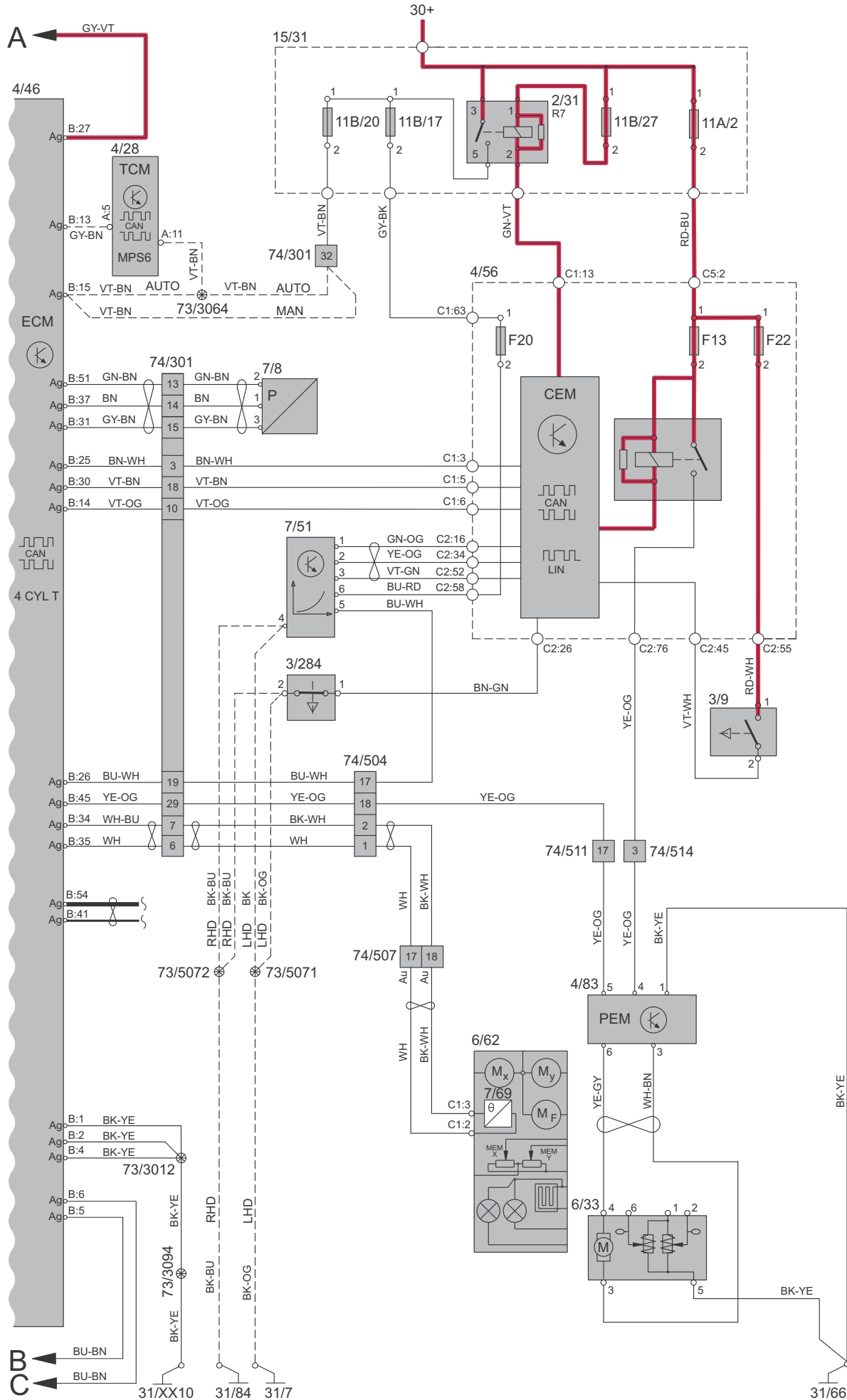
Group 28 Ignition and control system

Engine management system, 4-Cyl. Turbo 2.0l 1:2



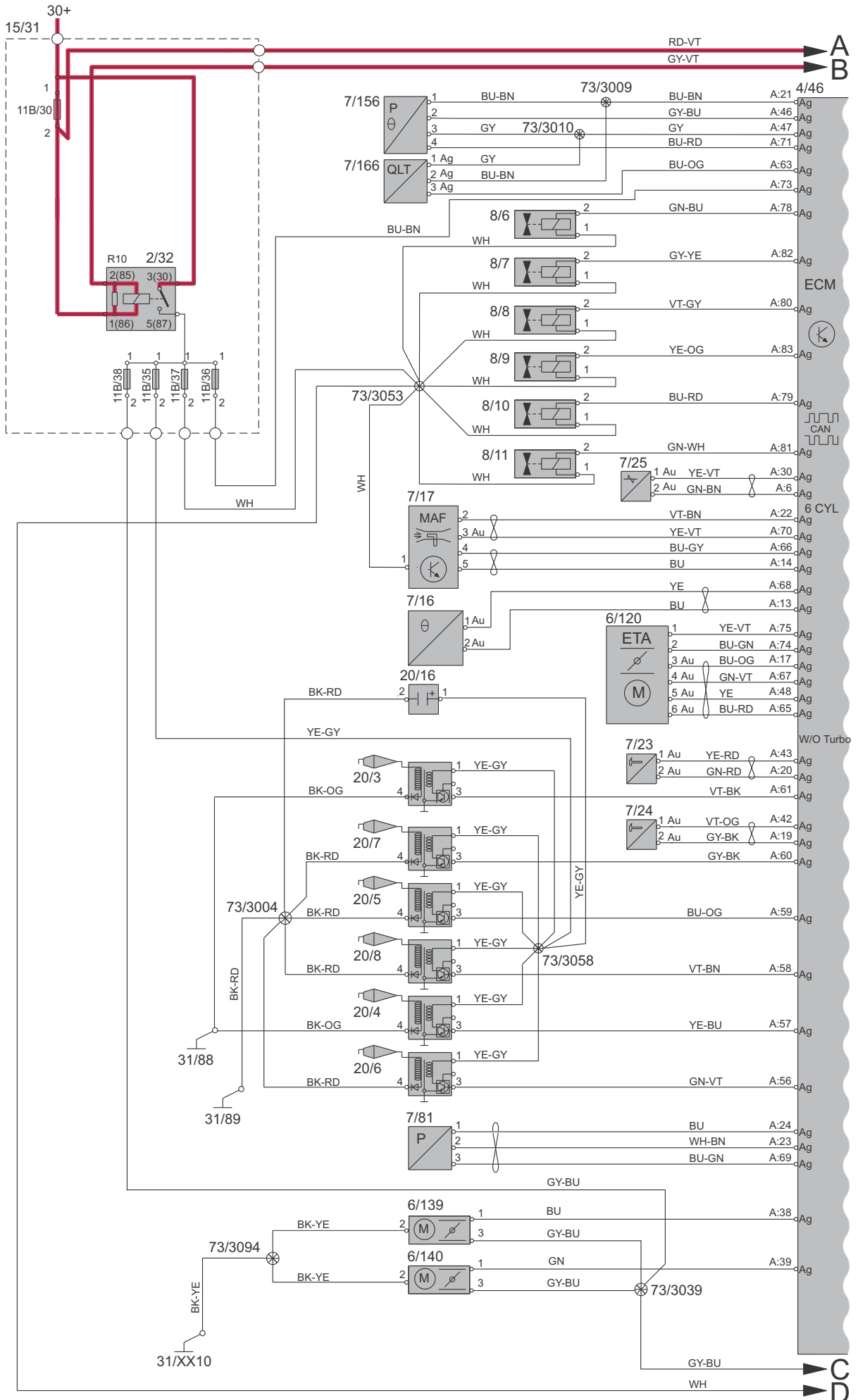
Group 28 Ignition and control system

Engine management system, 4-Cyl. Turbo 2.0l 2:2



Group 28 Ignition and control system

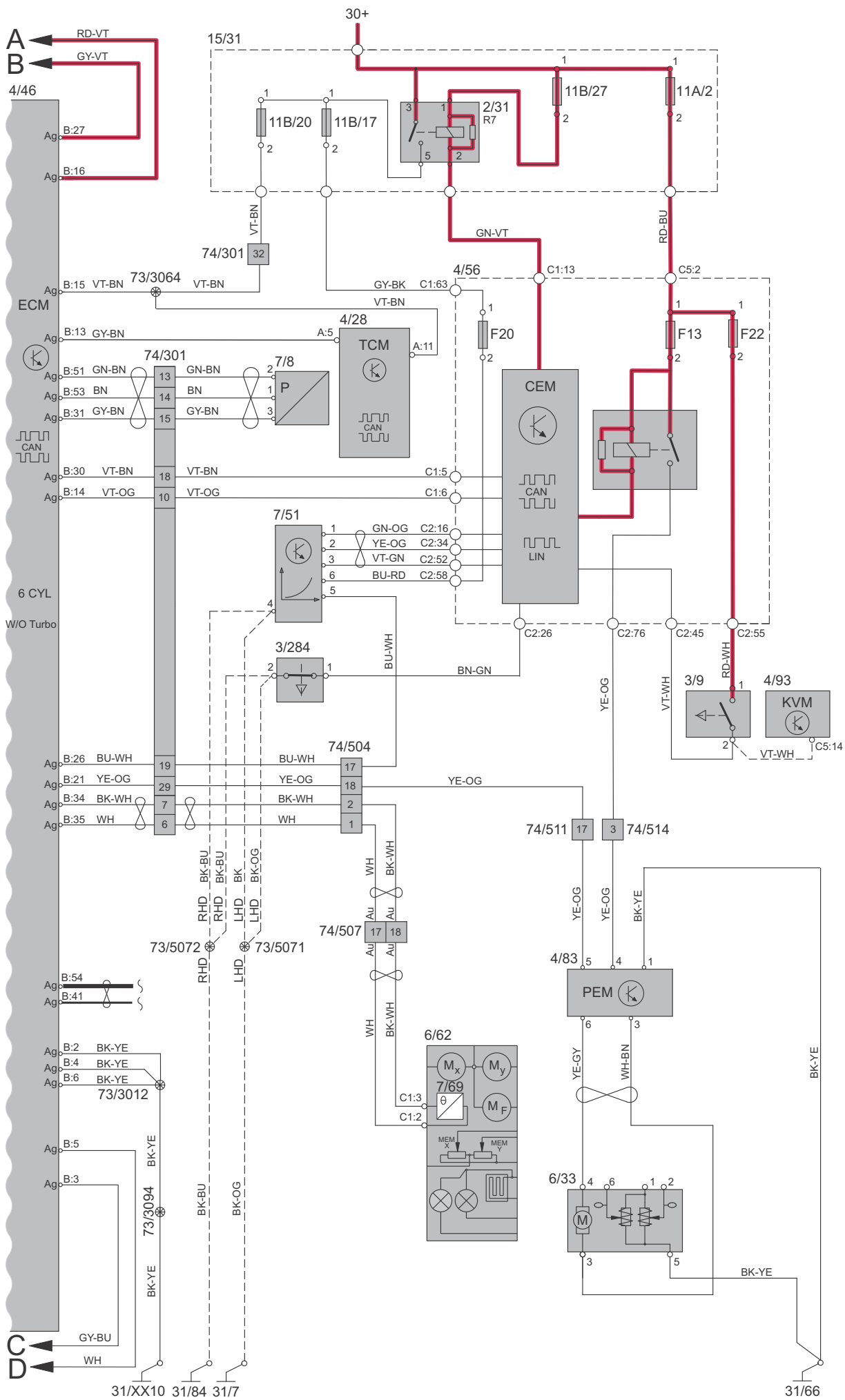
Engine management system 6-Cyl. 1:2



101010

Group 28 Ignition and control system

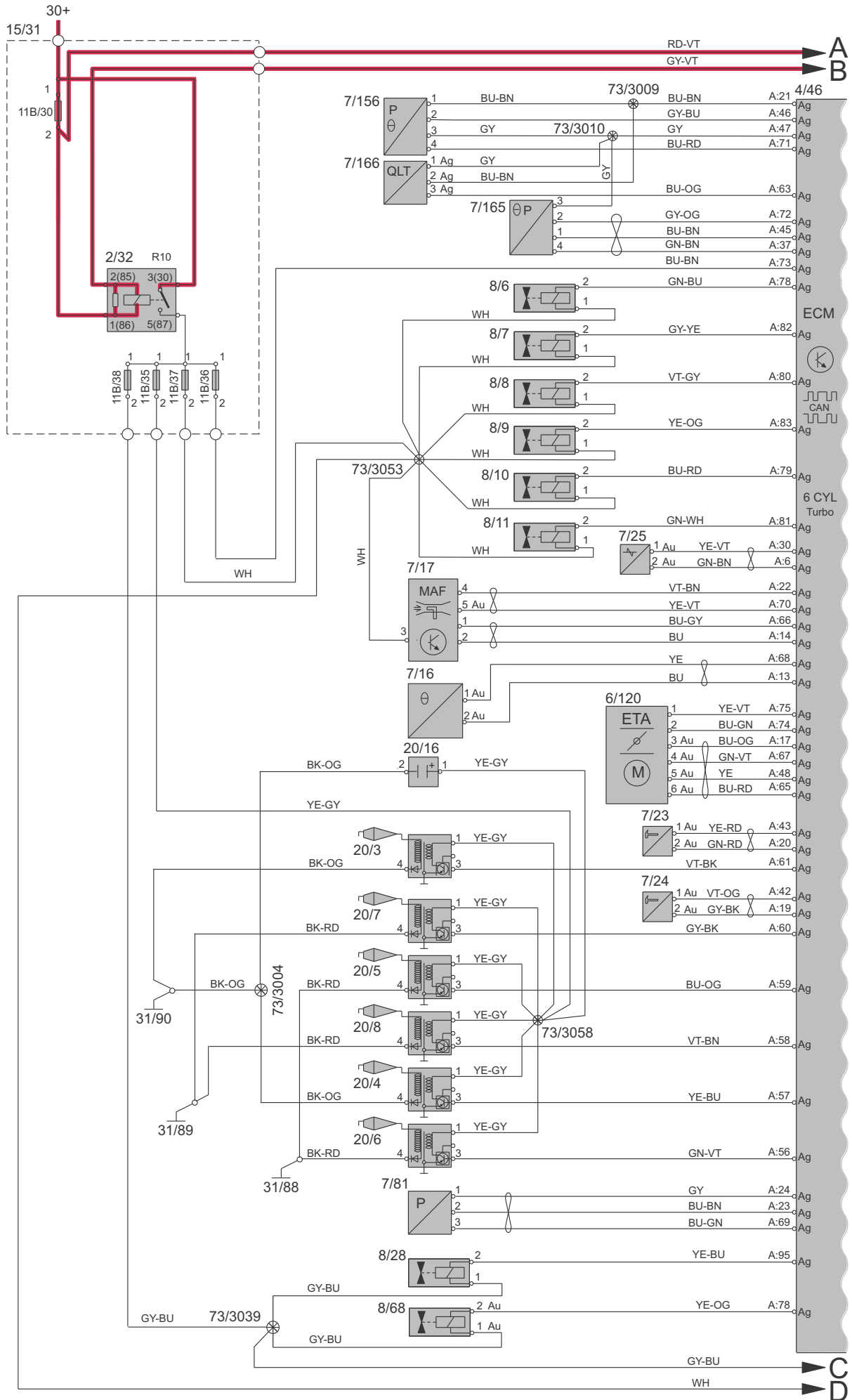
Engine management system 6-Cyl. 2:2



I012414

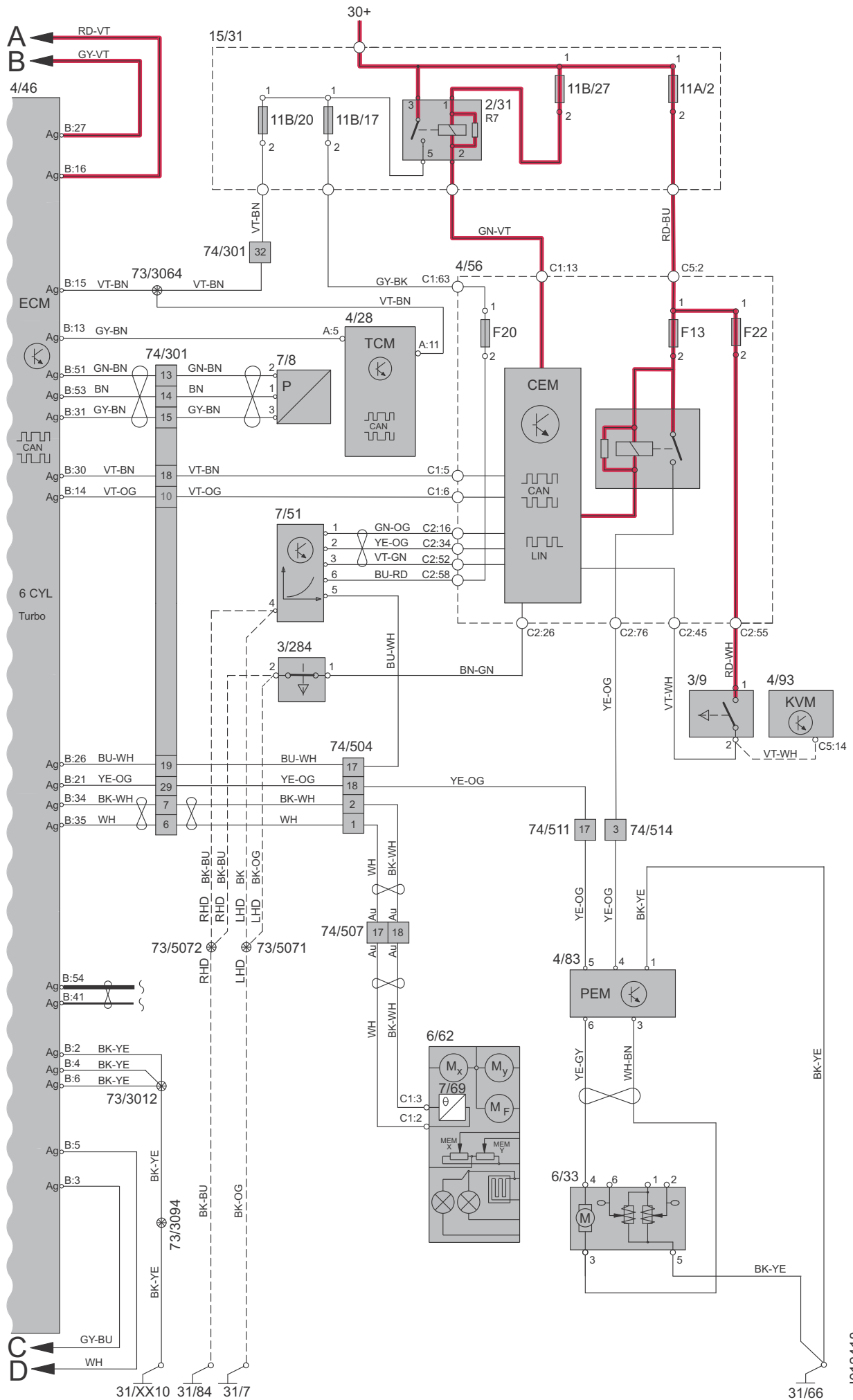
Group 28 Ignition and control system

Engine management system, 6-Cyl. Turbo 1:2



Group 28 Ignition and control system

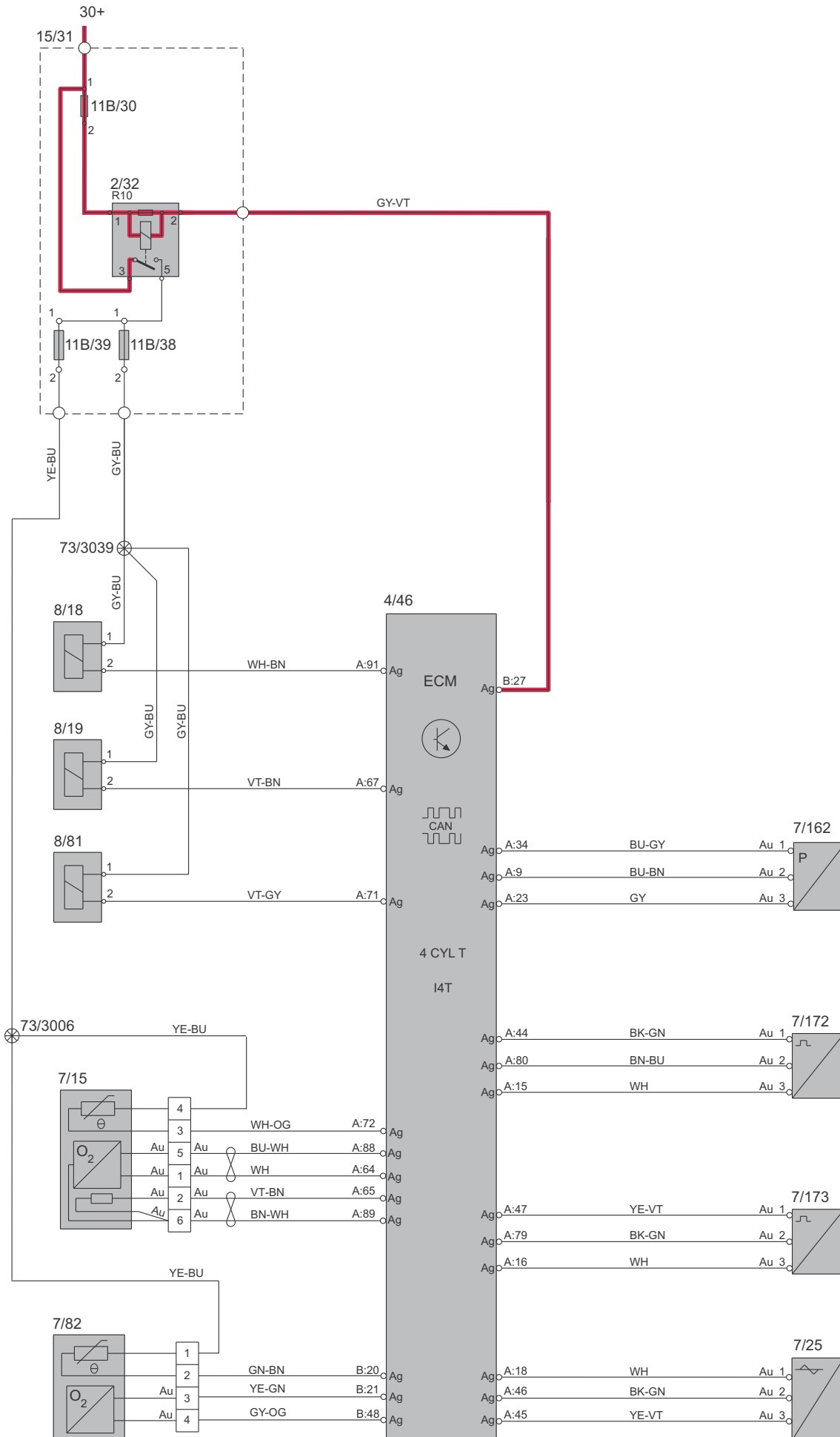
Engine management system, 6-Cyl. Turbo 2:2



I012418

Group 28 Ignition and control system

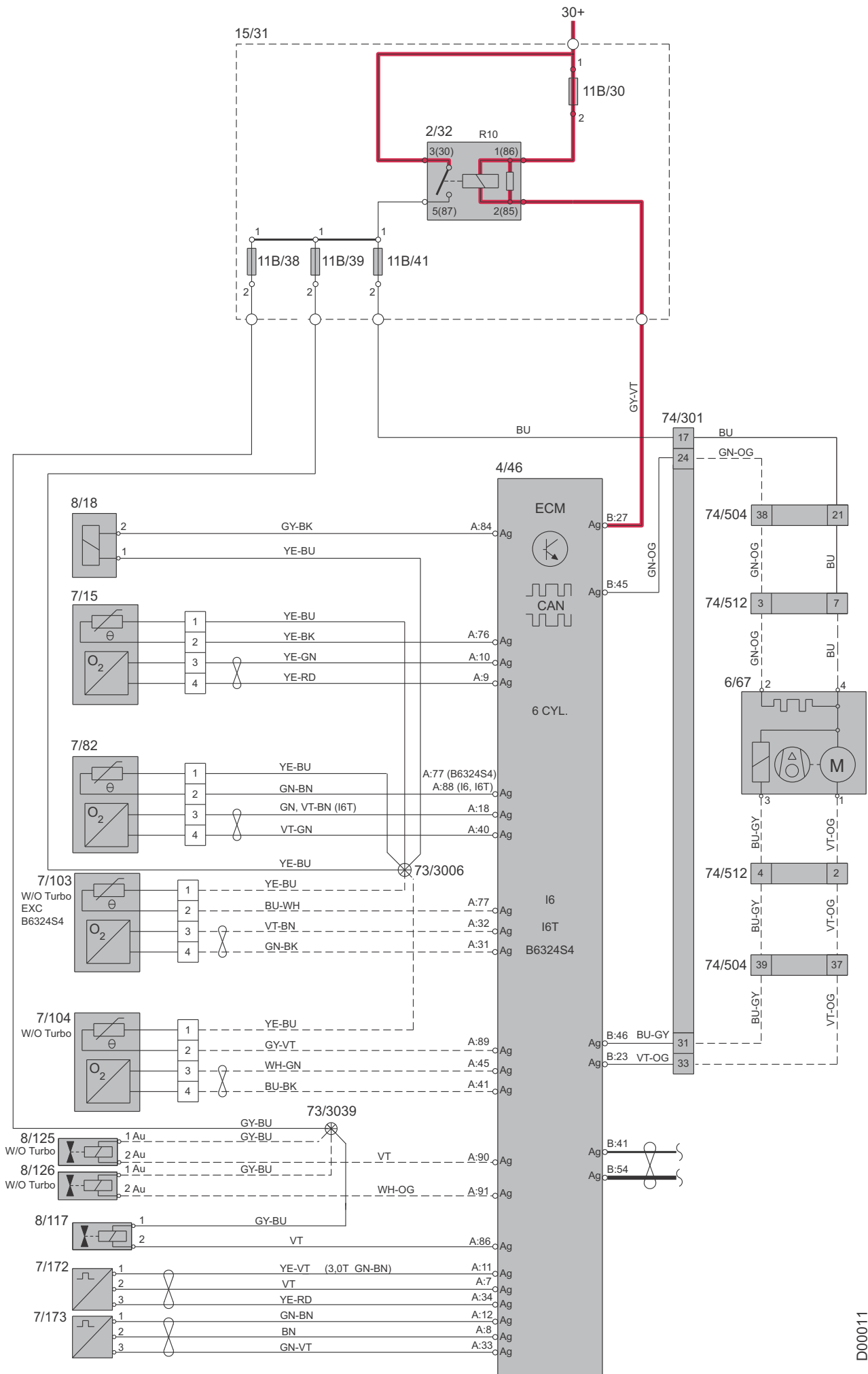
Emission control 4-Cyl. Turbo



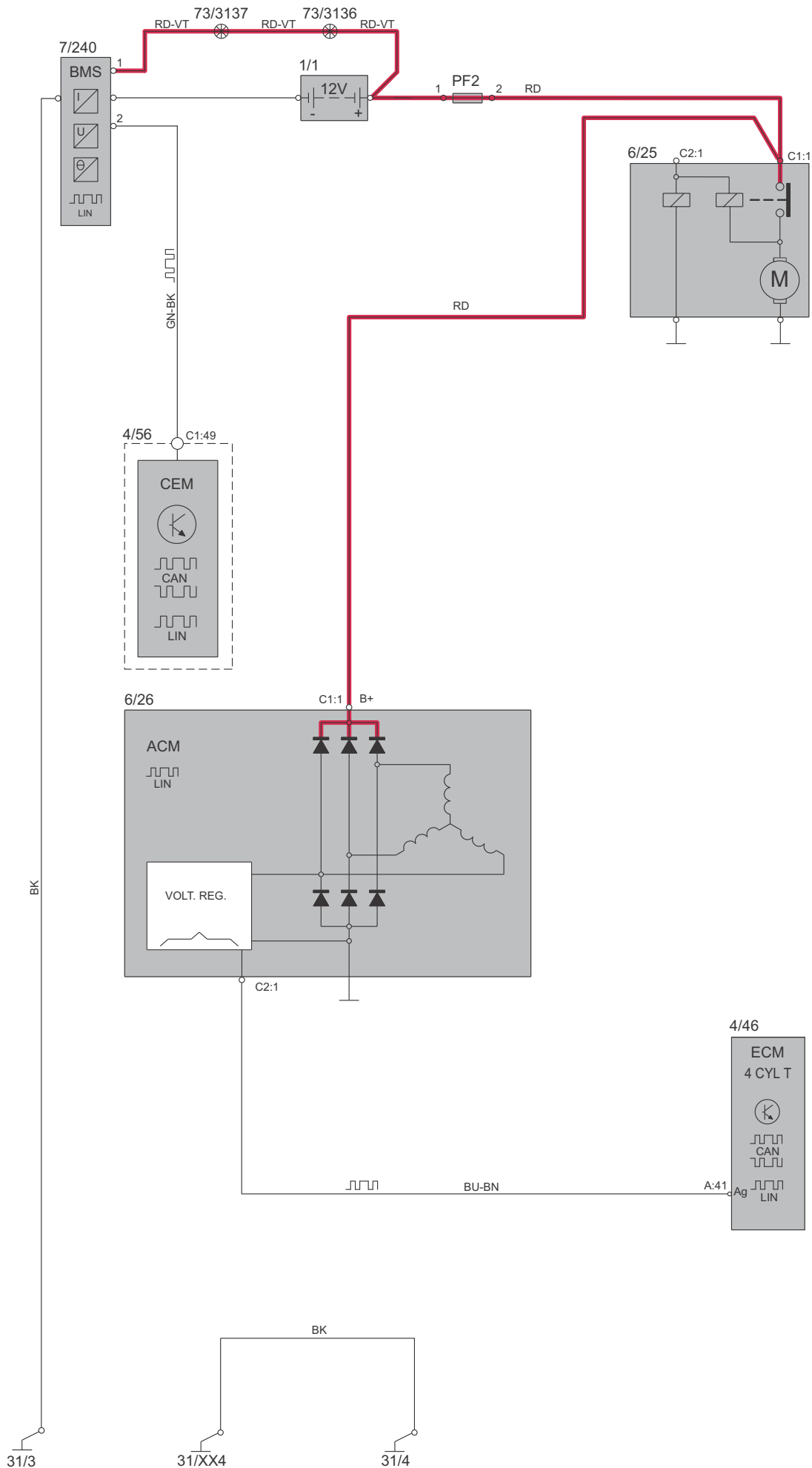
P00004

Group 28 Ignition and control system

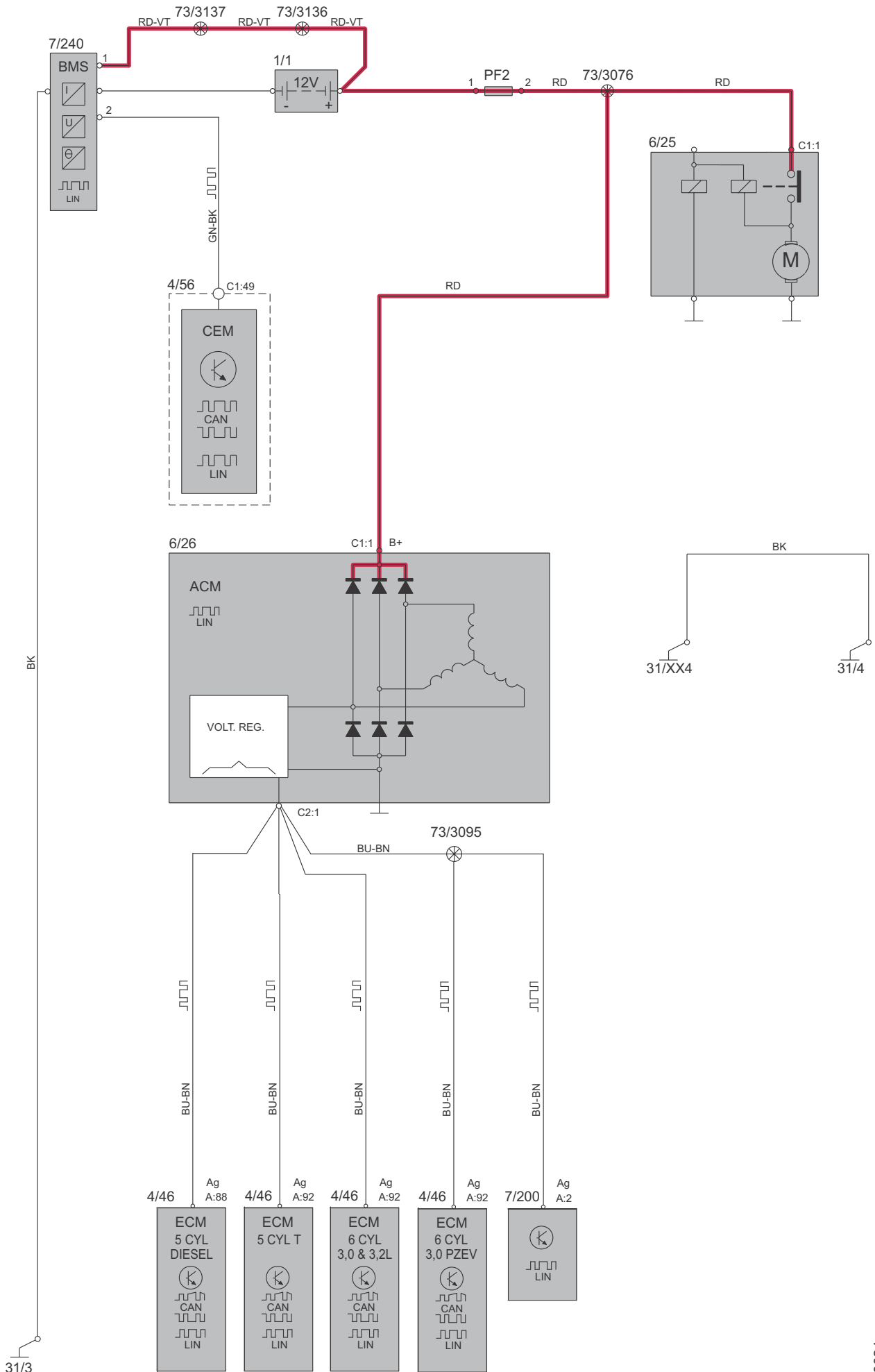
Emission control 6-Cyl.



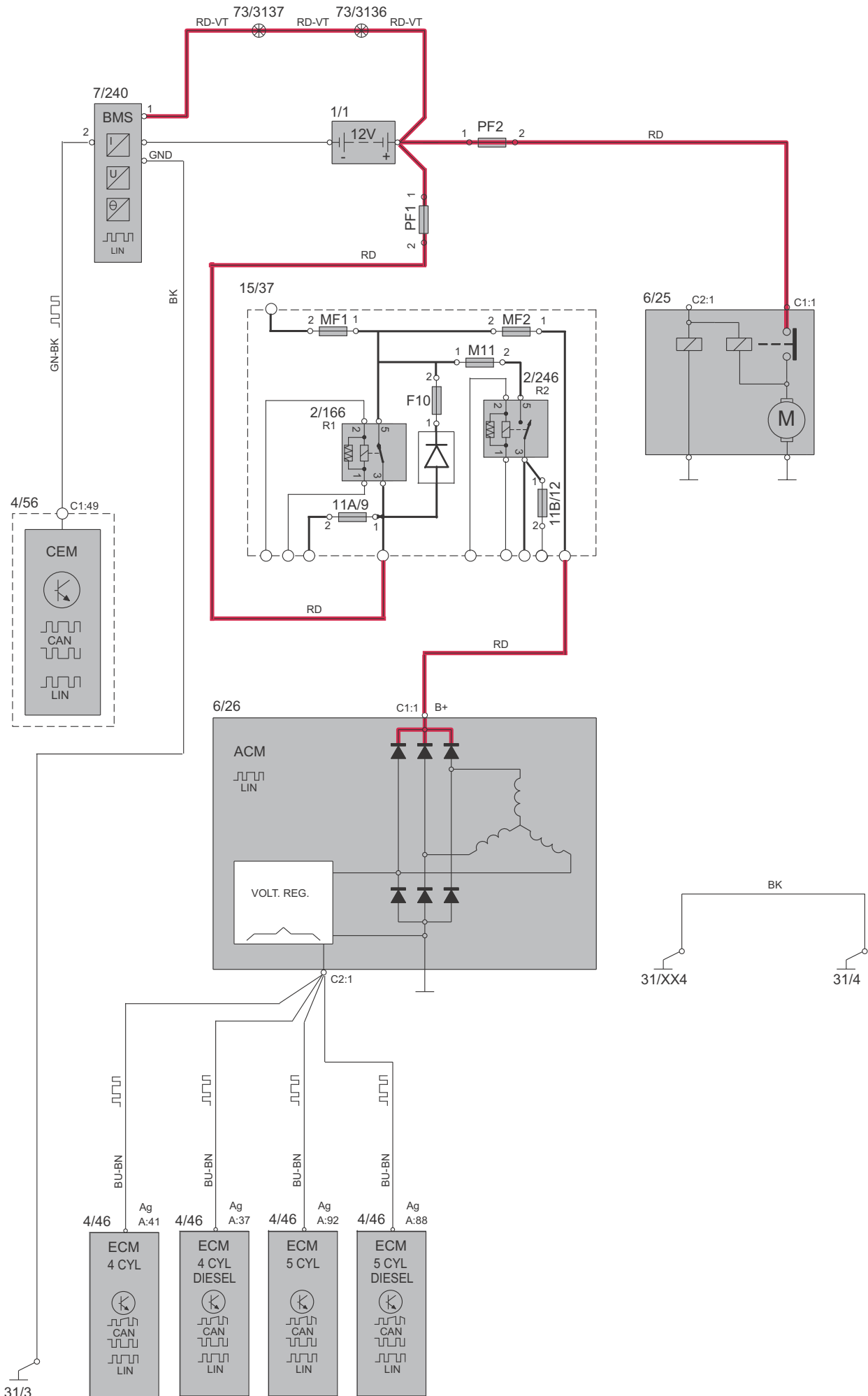
Group 32 Alternator and voltage regulator Power supply 4-Cyl. Turbo



Group 32 Alternator and voltage regulator Power supply 5-Cyl. & 6-Cyl.



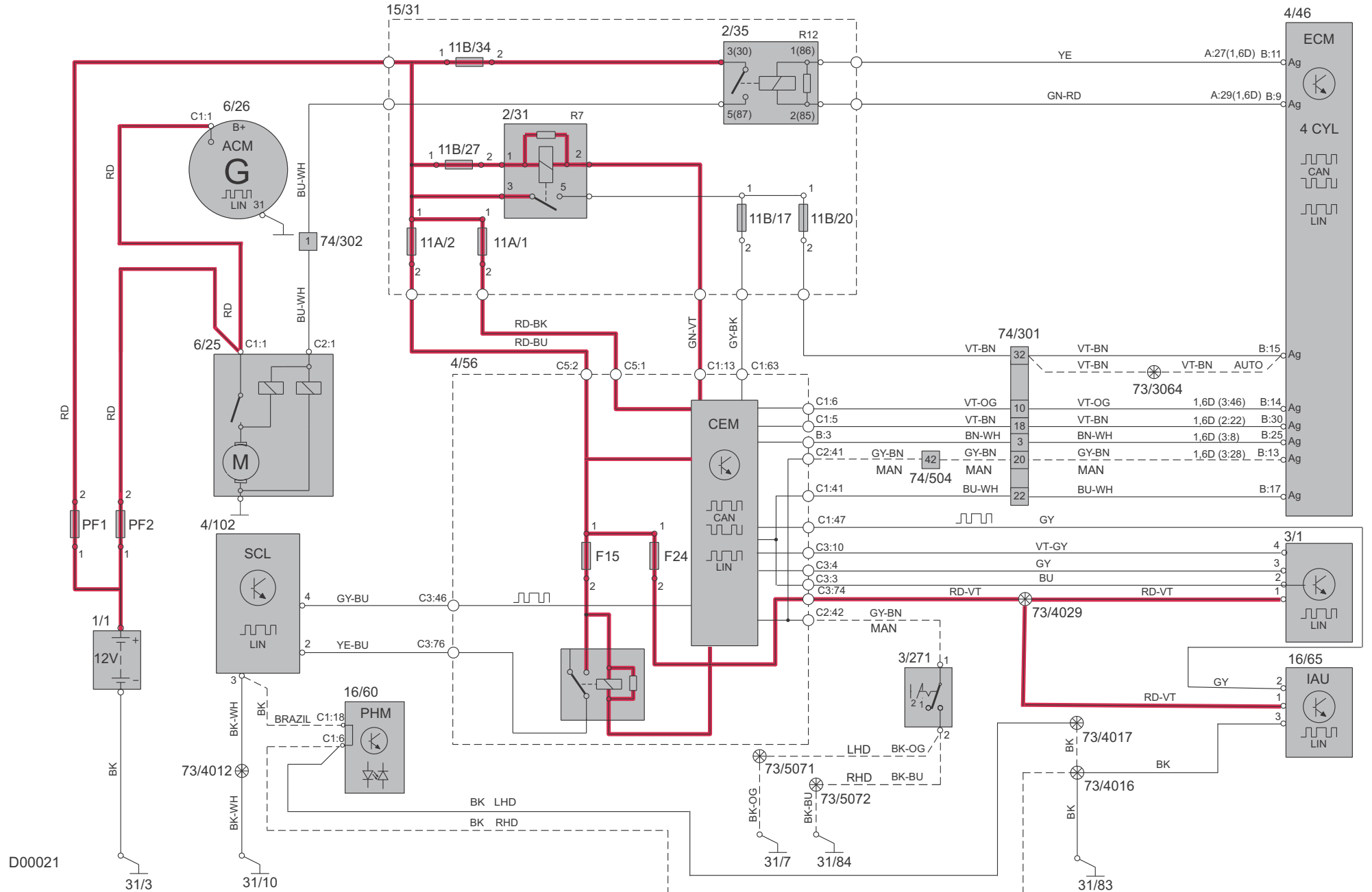
Group 32 Alternator and voltage regulator Power supply 4- & 5-Cyl. with Start/Stop



P00025

Group 33 Starting system

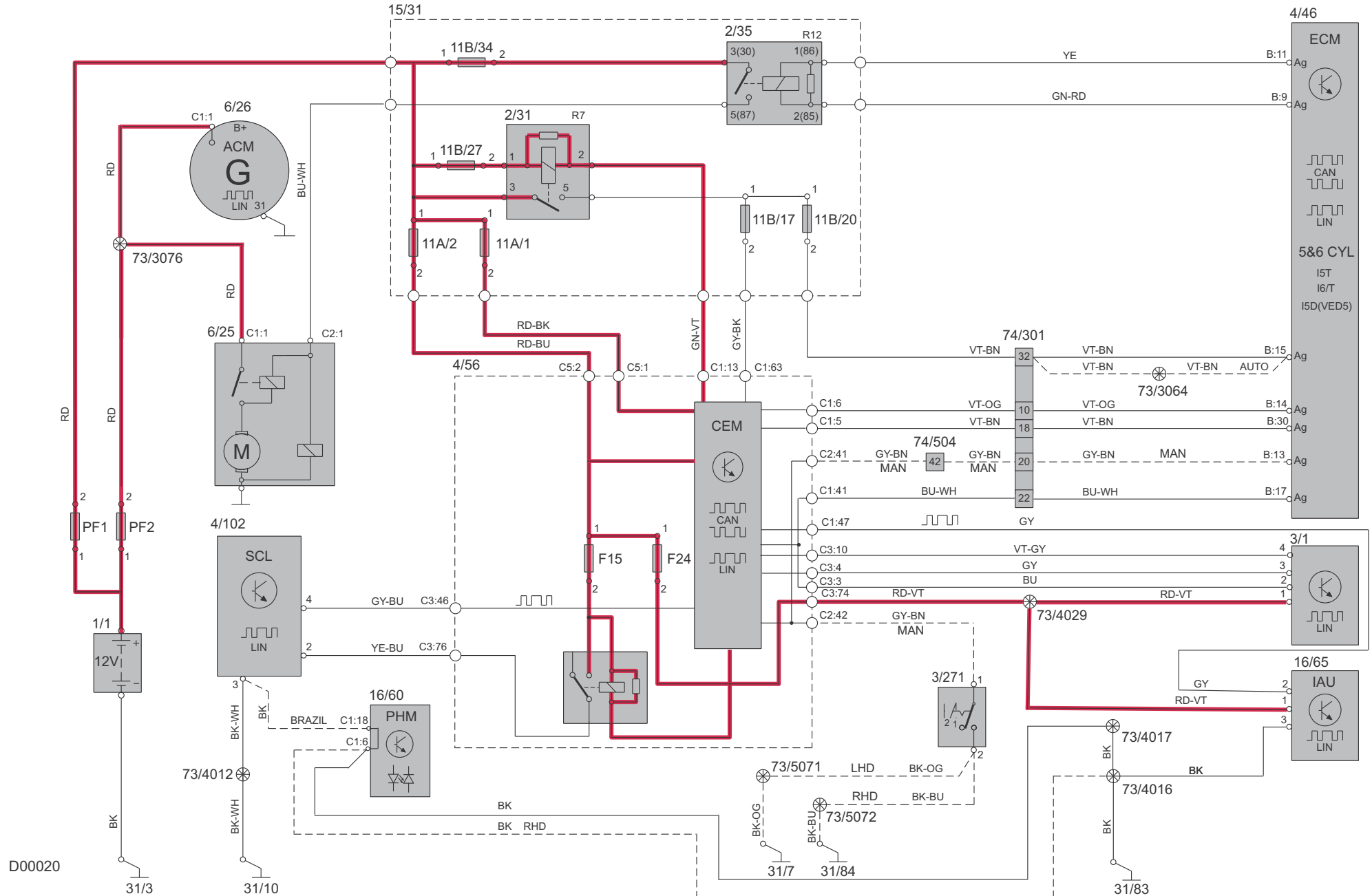
Starting system 4-Cyl. Turbo



D00021

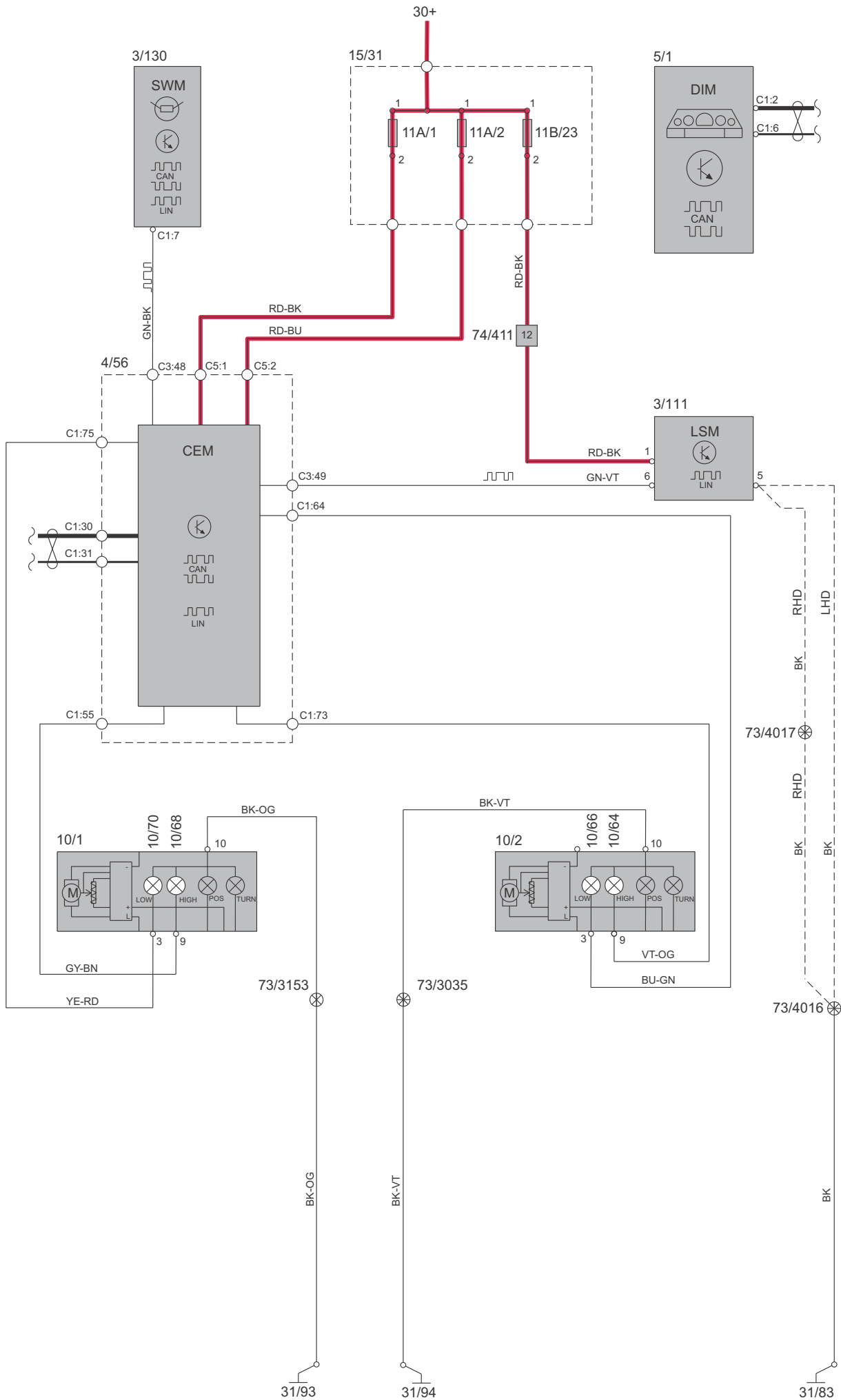
Group 33 Starting system

Starting system 5- & 6-Cyl.



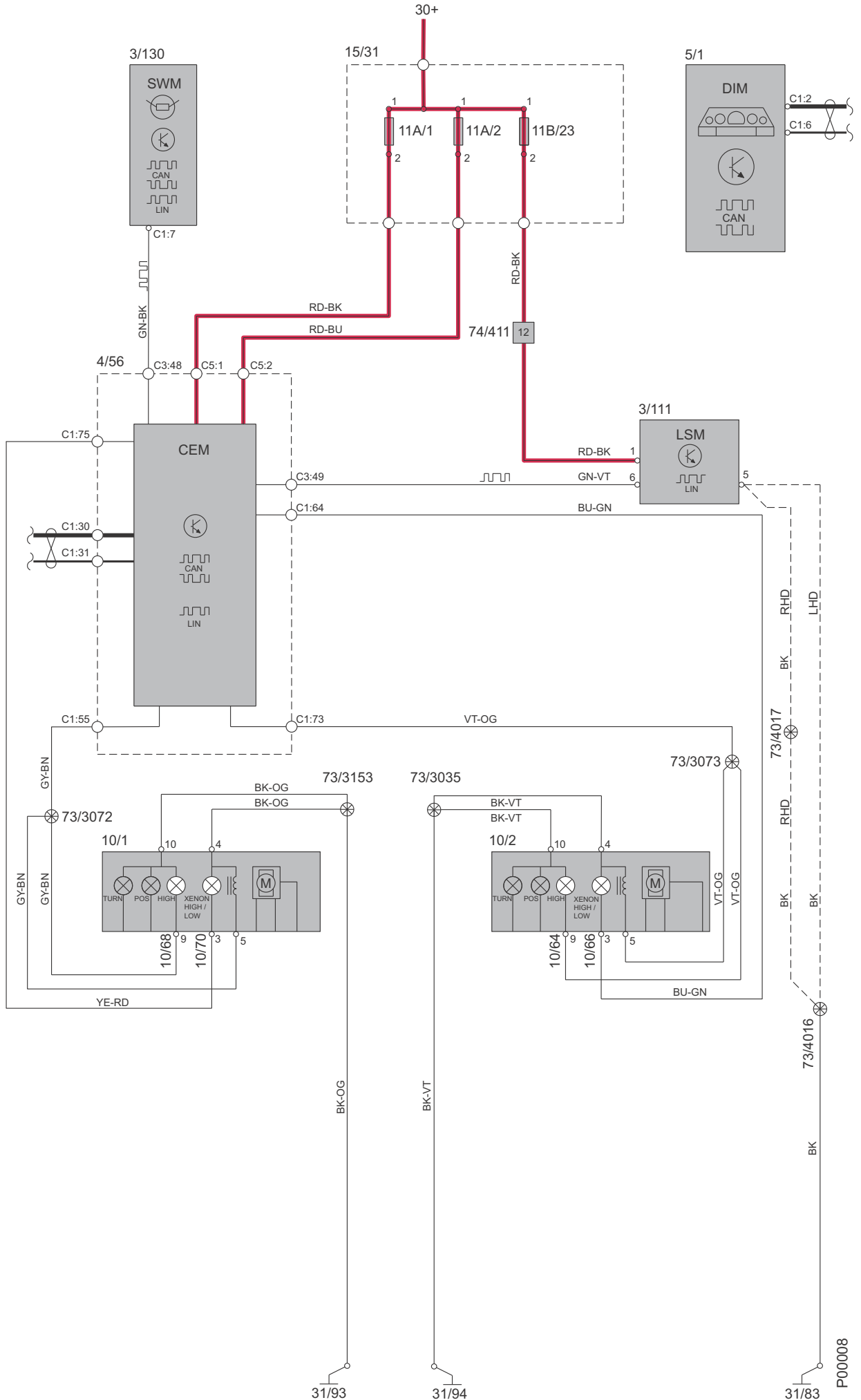
D00020

Group 35 Lighting High and low beam



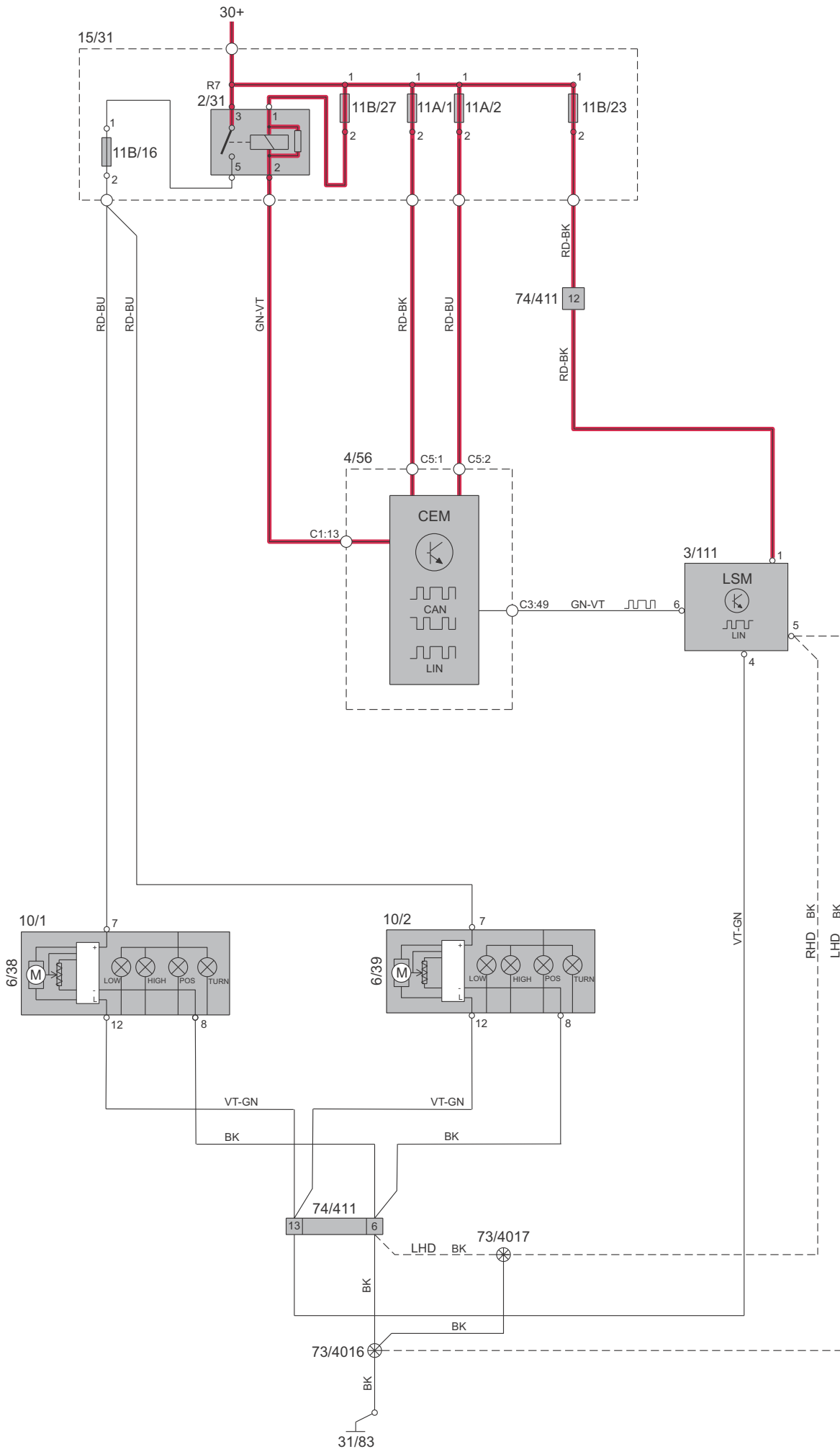
Group 35 Lighting

High and low beam (Dual Xenon)



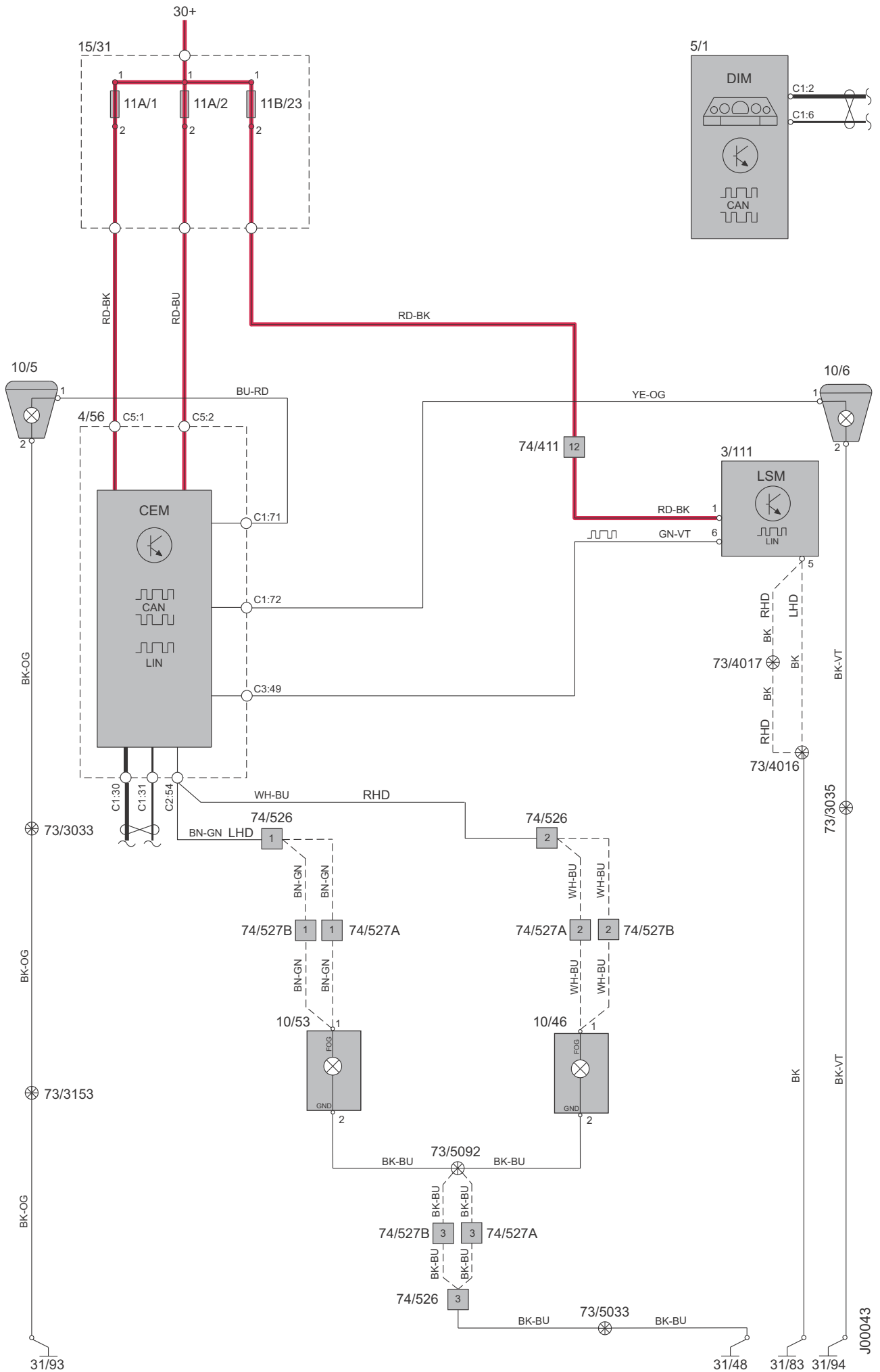
Group 35 Lighting

Beam length adjustment, manual

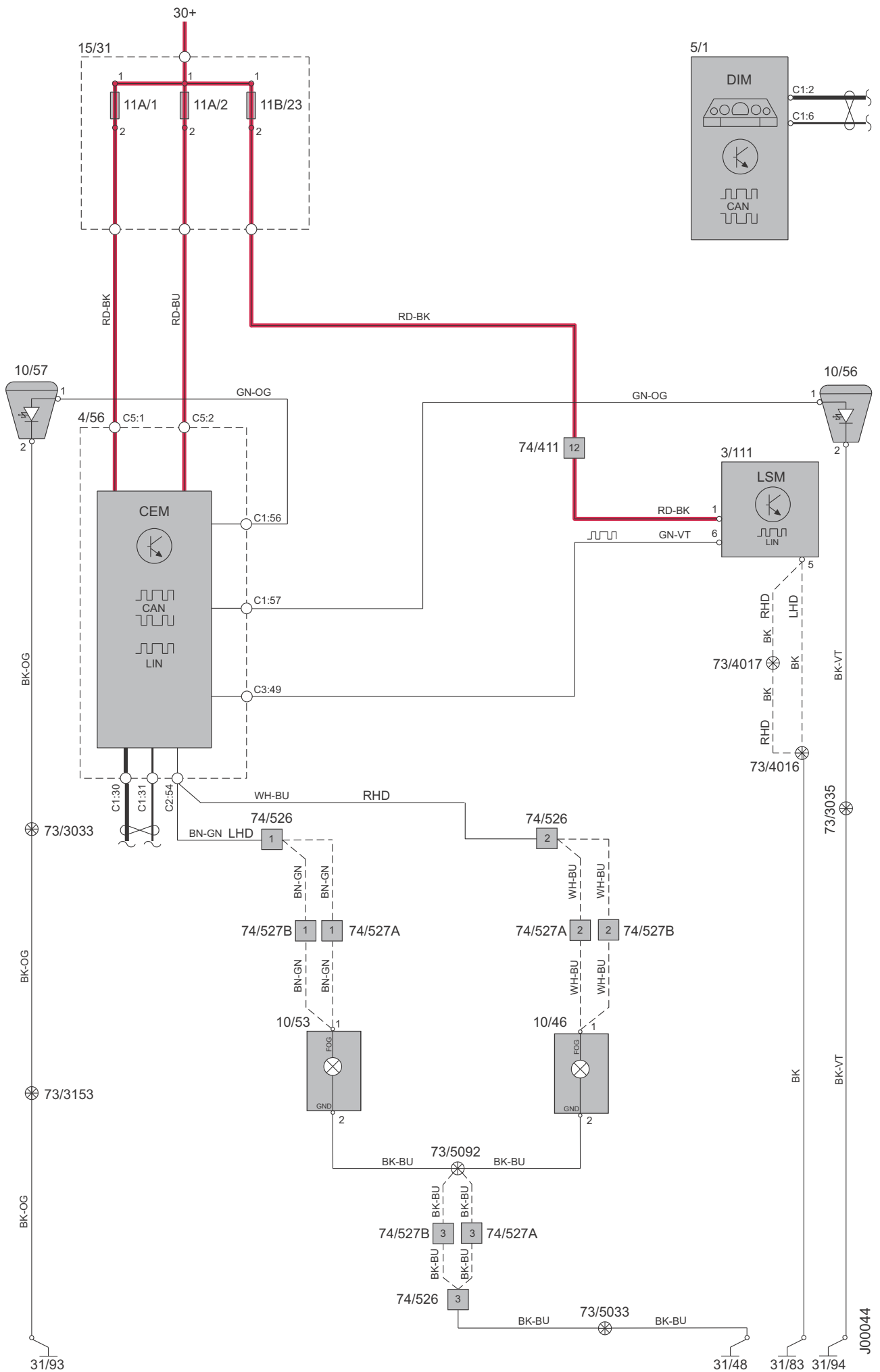


I01022

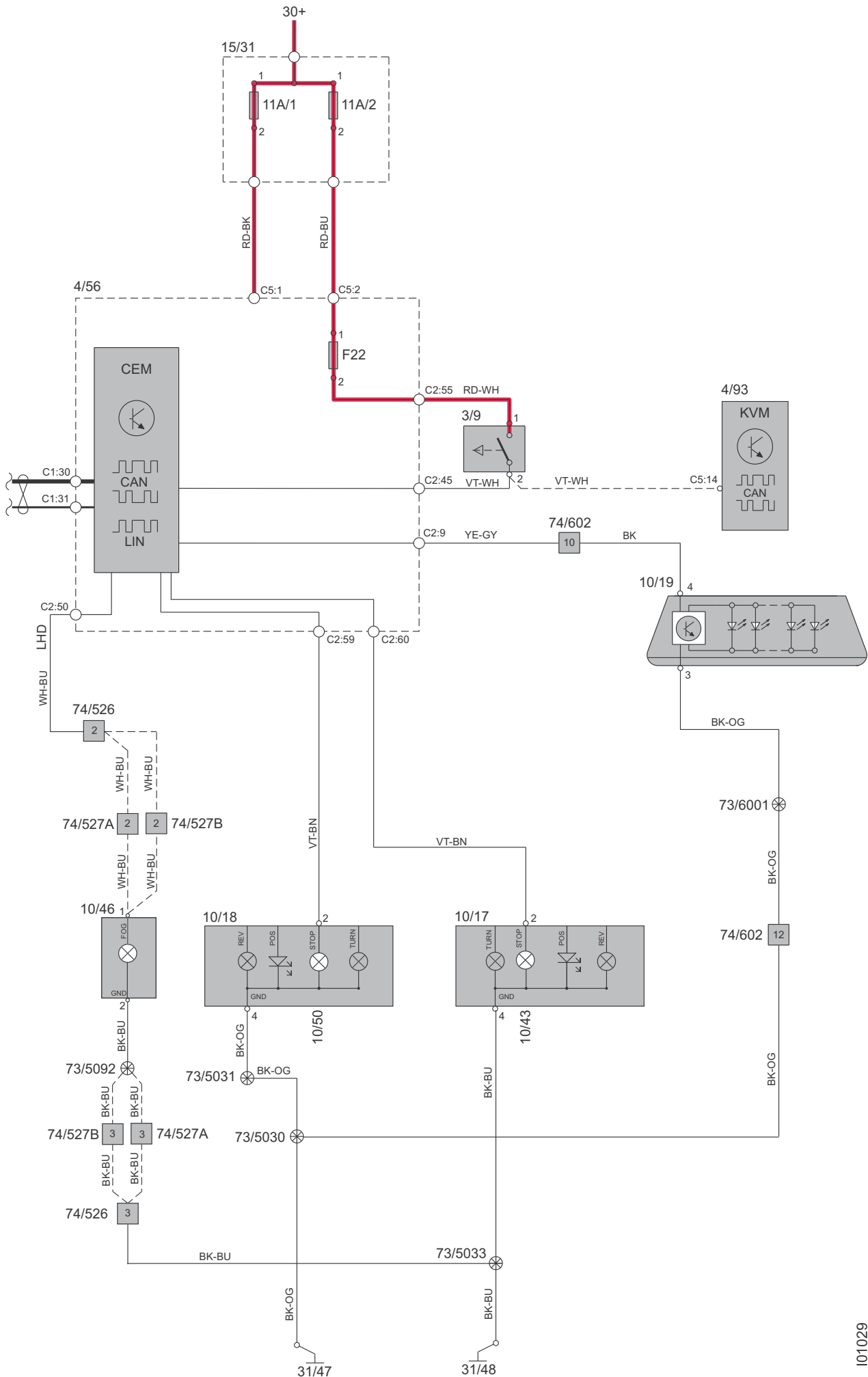
Group 35 Lighting Fog lights



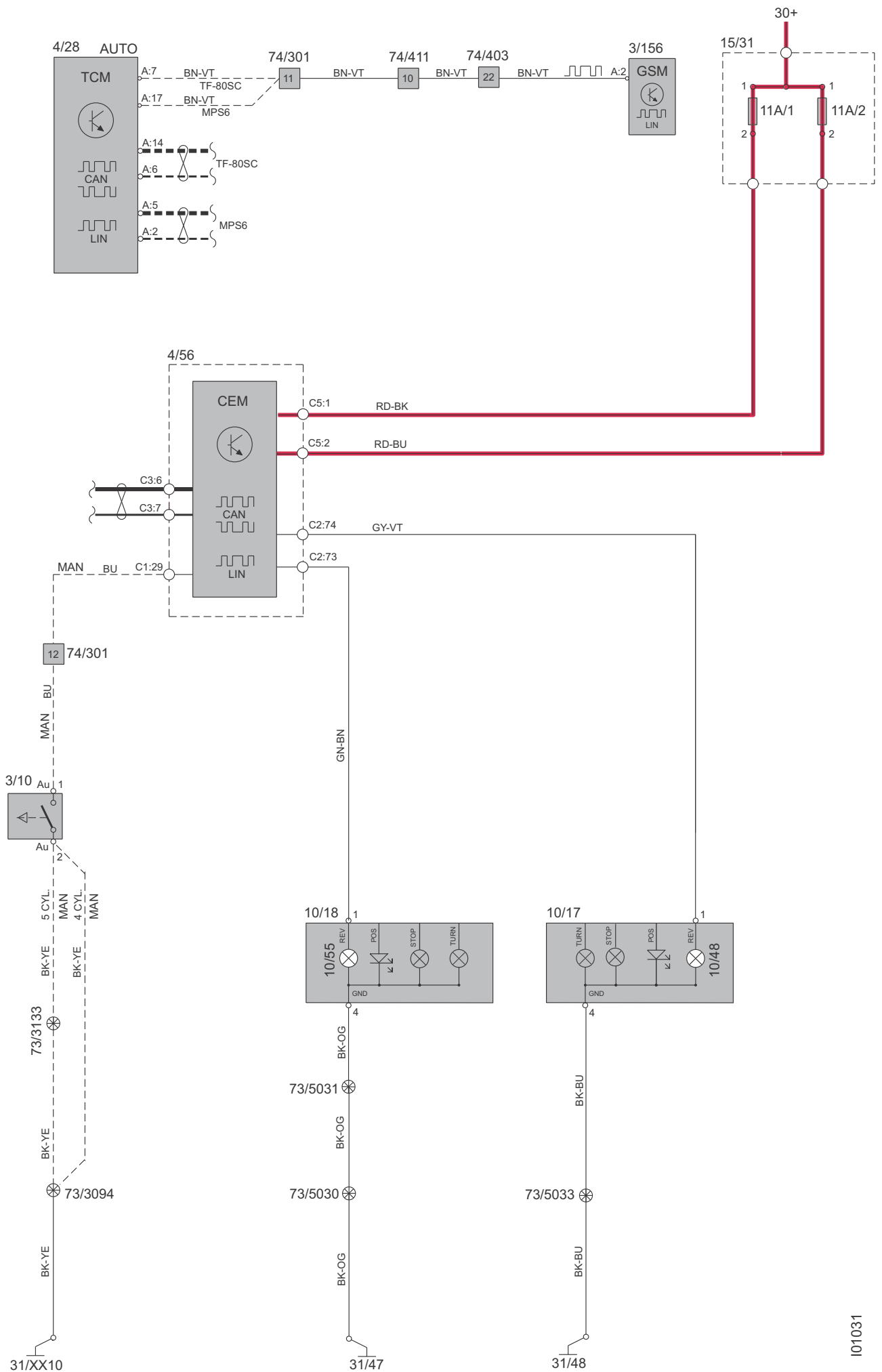
Group 35 Lighting Daytime Running Lights



Group 35 Lighting Brake lights

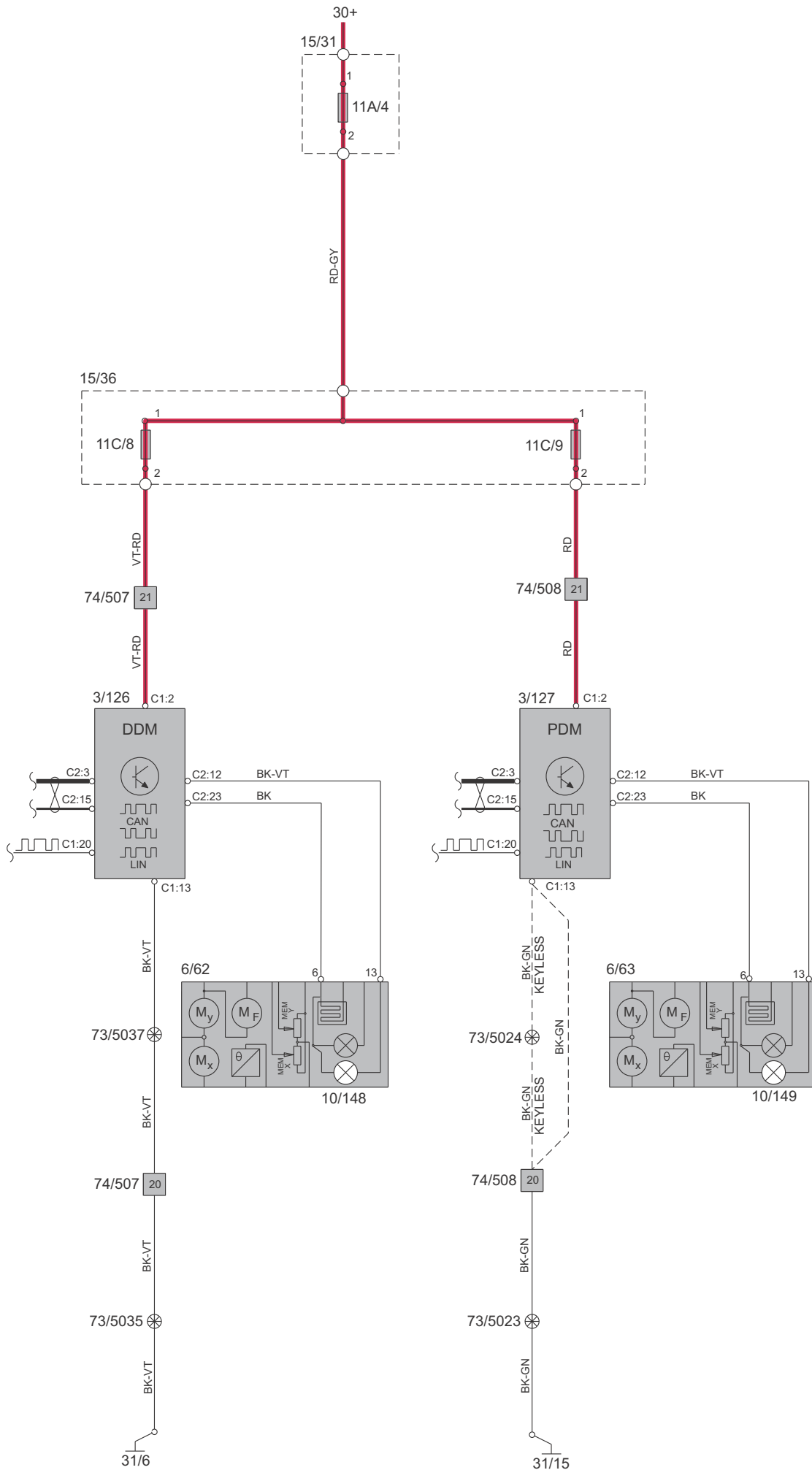


Group 35 Lighting Reversing Lights



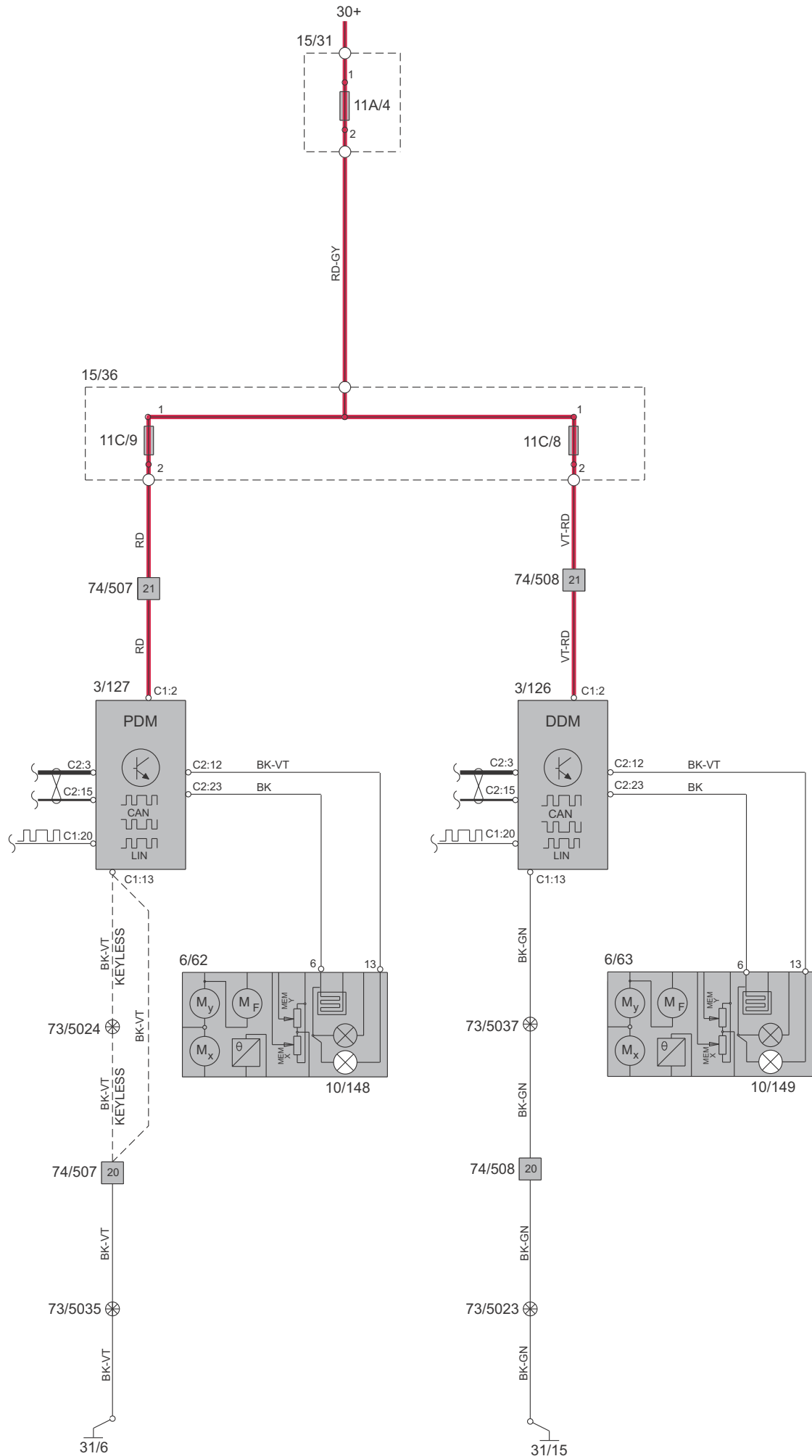
Group 35 Lighting

Follow-me-home lighting LHD

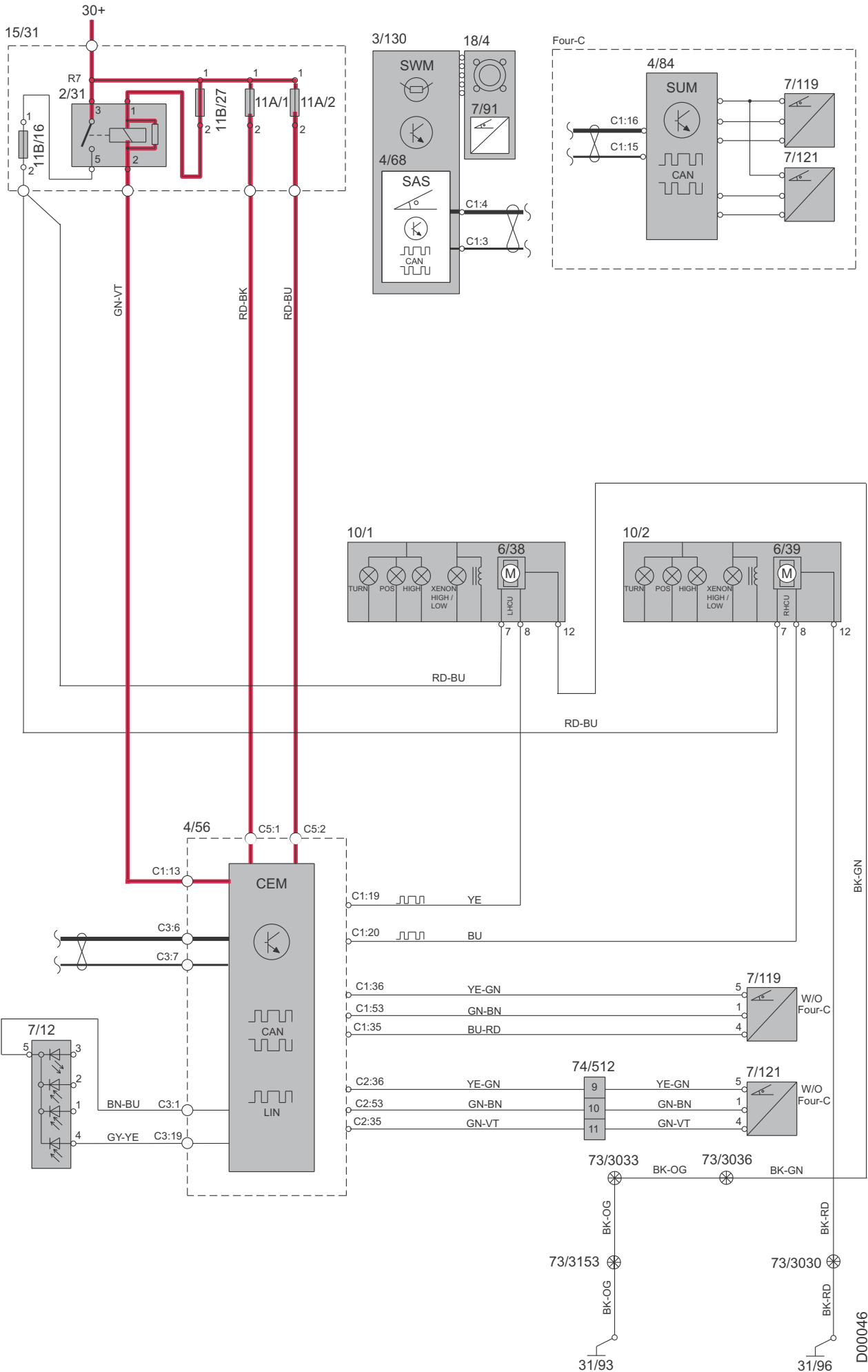


Group 35 Lighting

Follow-me-home lighting RHD

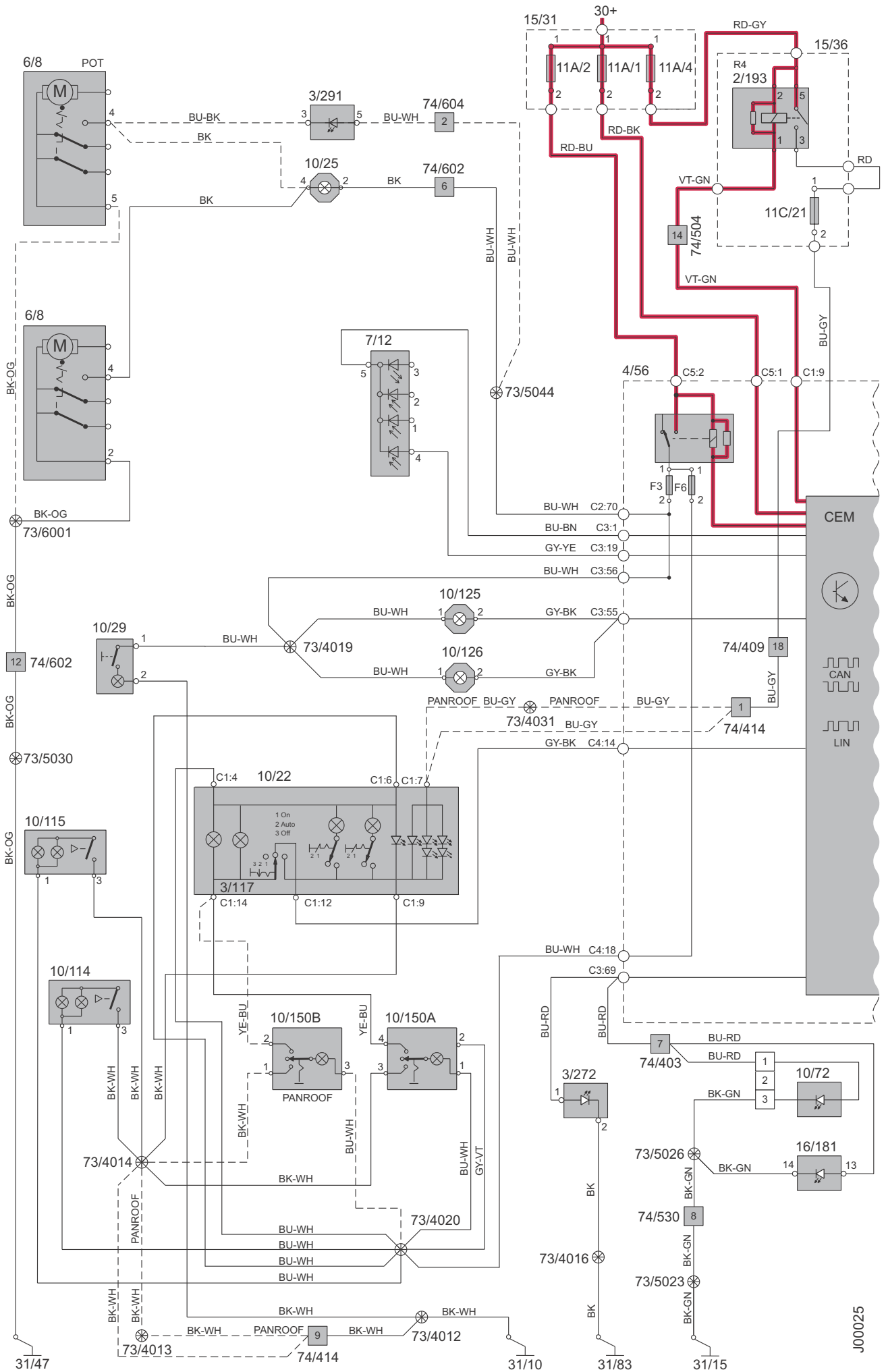


Group 35 Lighting Active headlight



Group 35 Lighting

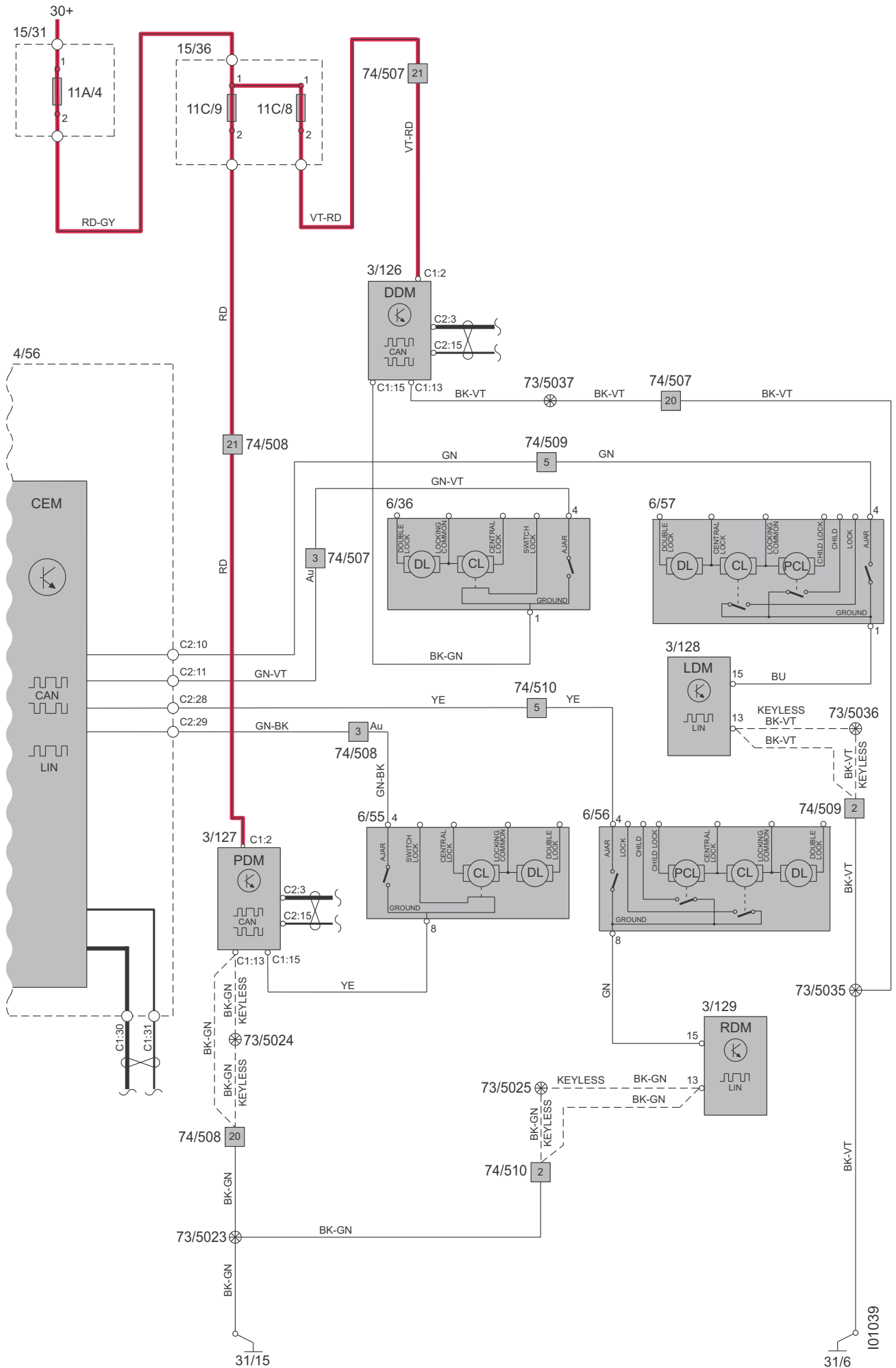
Interior lighting, LHD 1:2



J00025

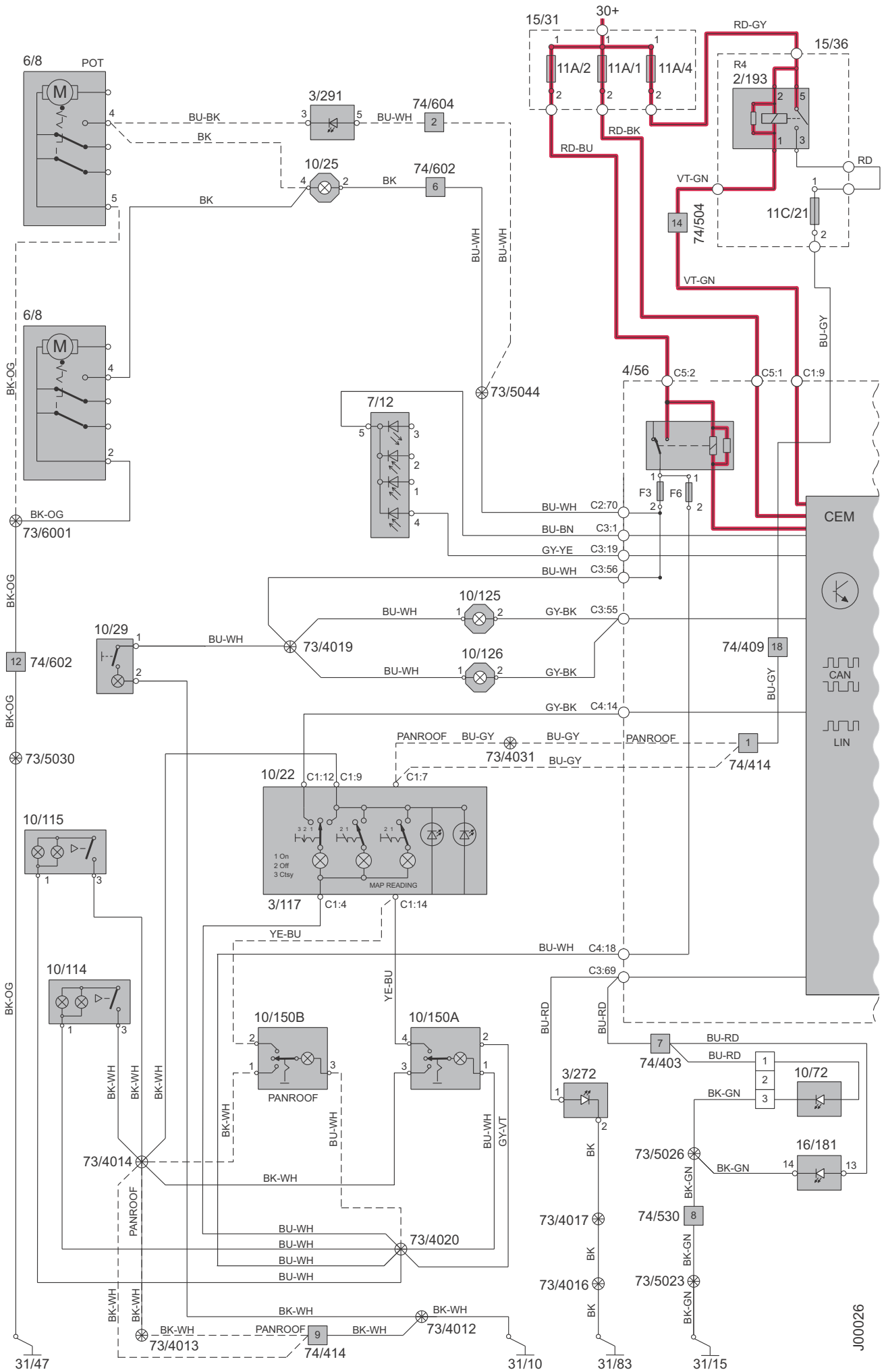
Group 35 Lighting

Interior lighting, LHD 2:2



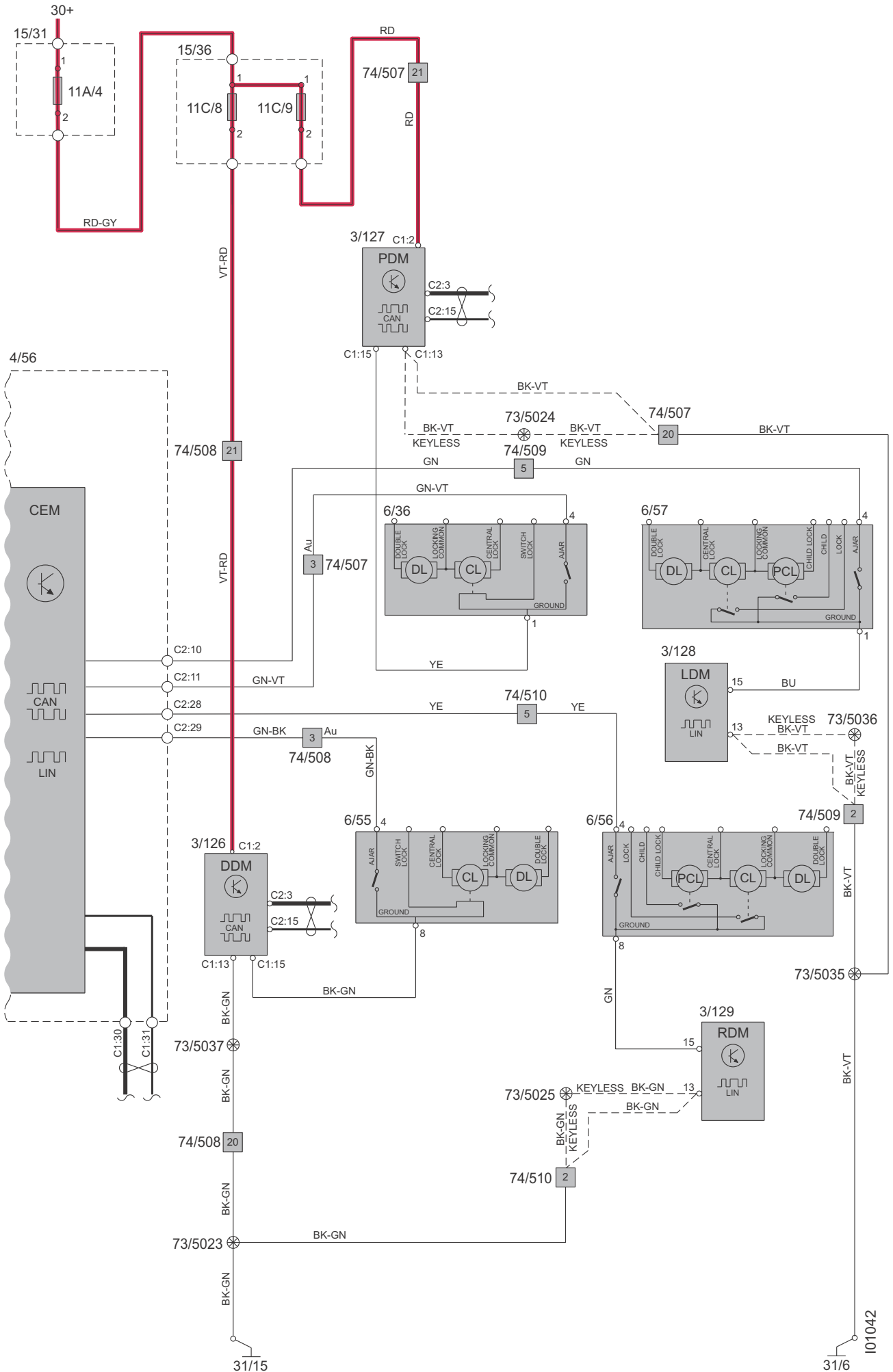
Group 35 Lighting

Interior lighting, RHD 1:2



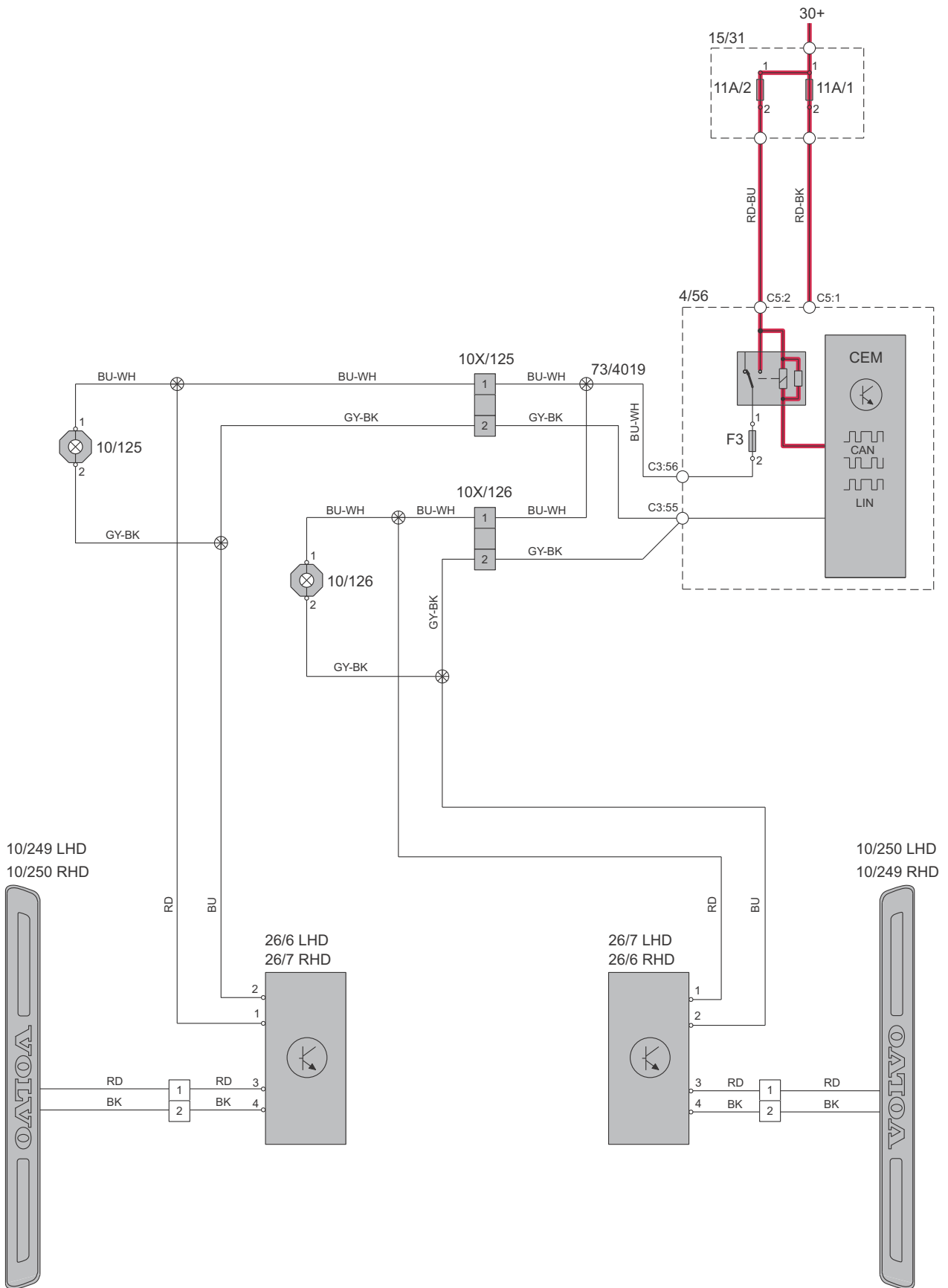
Group 35 Lighting

Interior lighting, RHD 2:2



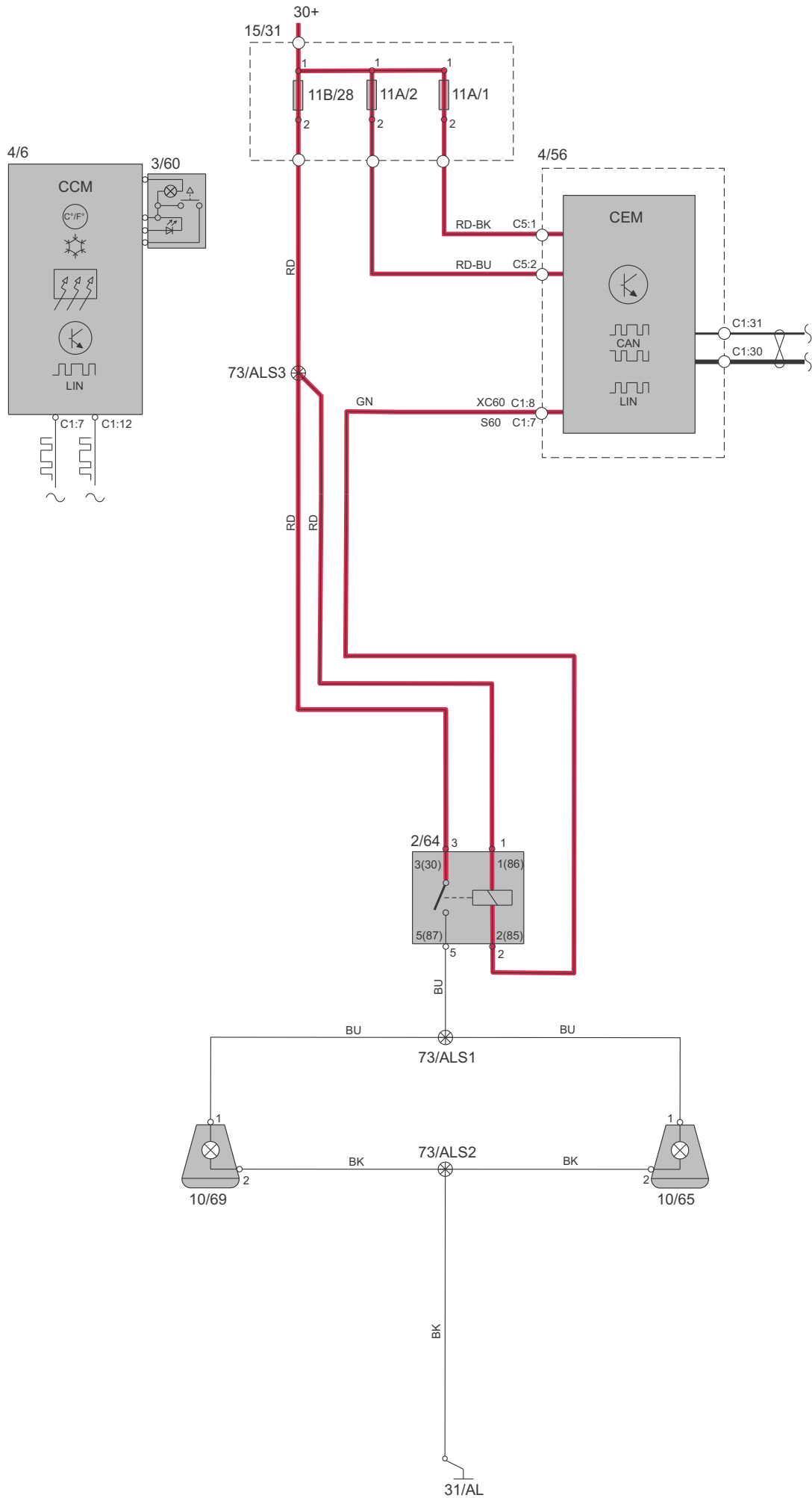
Group 35 Lighting, Accessories

Lighting in door sill trims



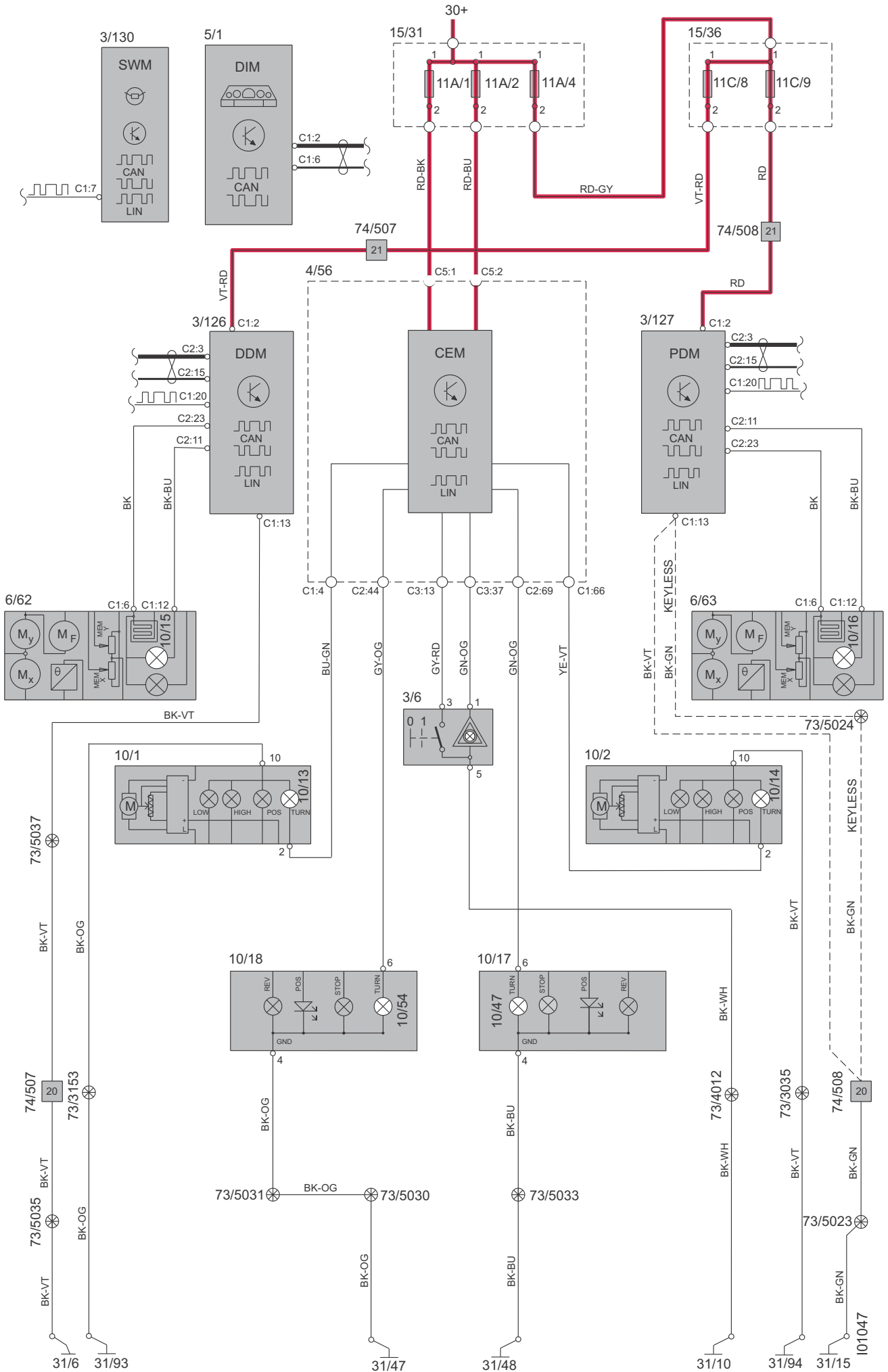
Group 35 Lighting, Accessories

Auxiliary lights



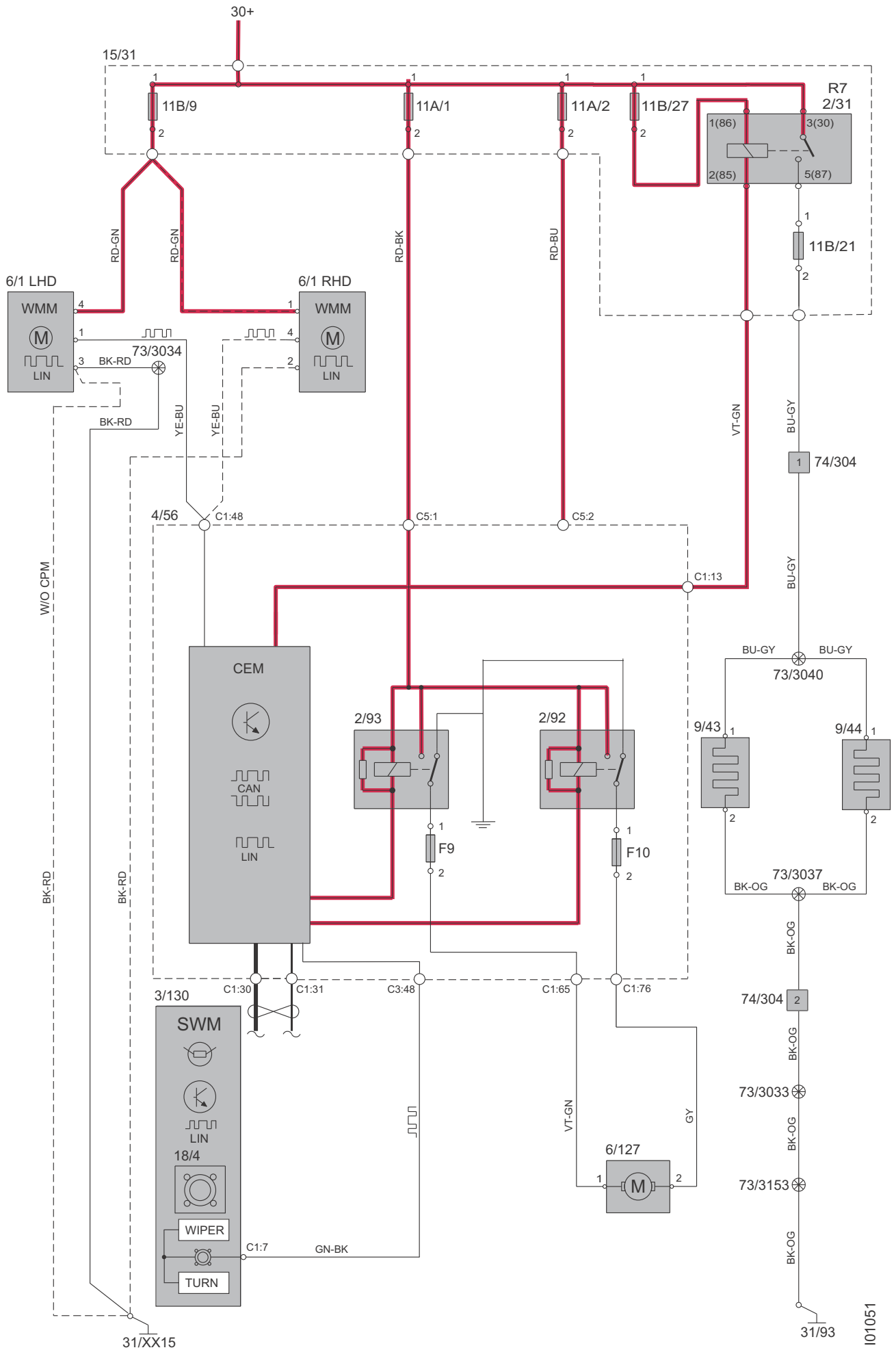
Group 36 Additional electrical equipment

Direction indicator and hazard warning flashers LHD



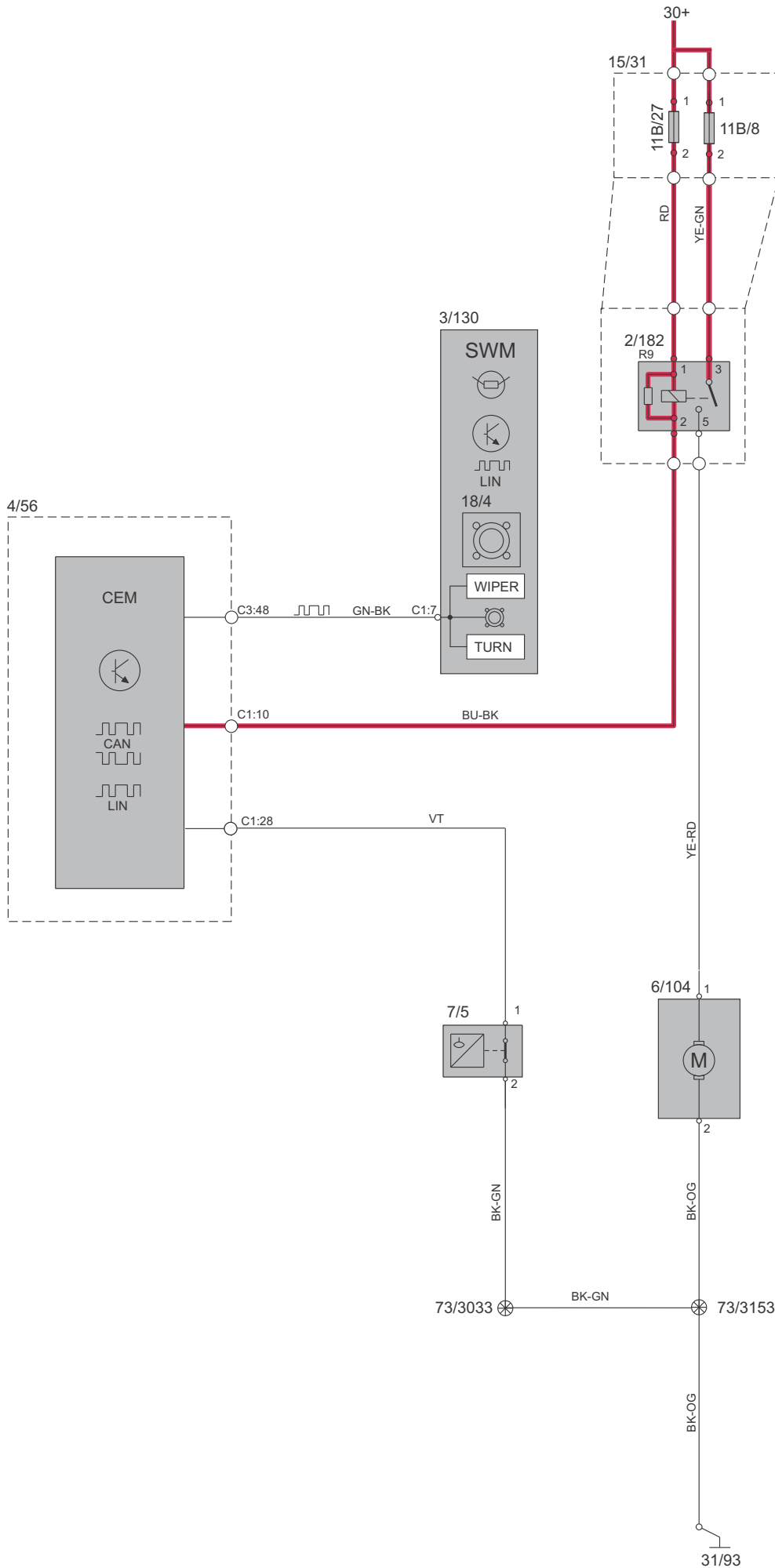
Group 36 Additional electrical equipment

Wiper/Washer windshield



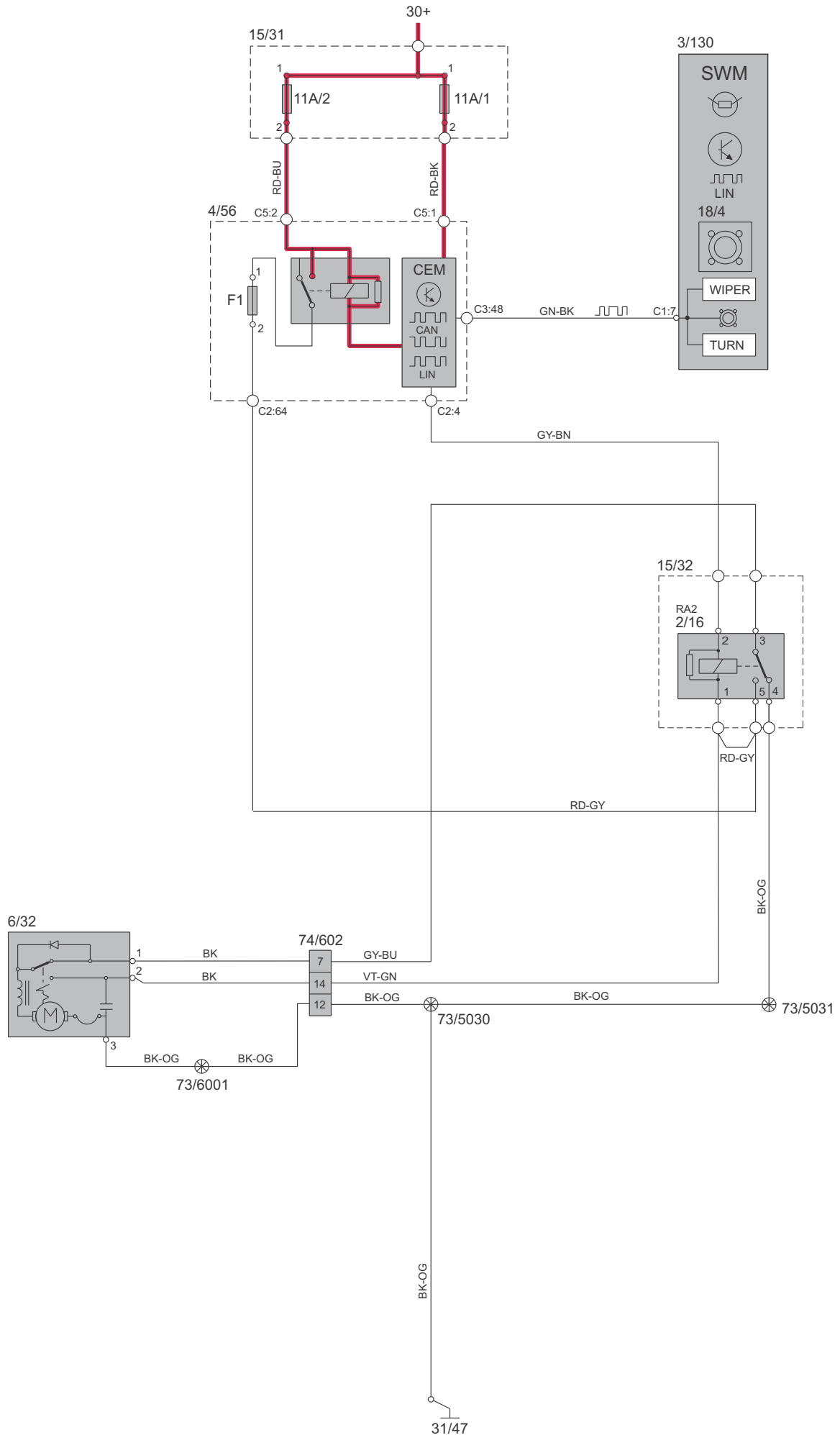
Group 36 Additional electrical equipment

Washer headlights



Group 36 Additional electrical equipment

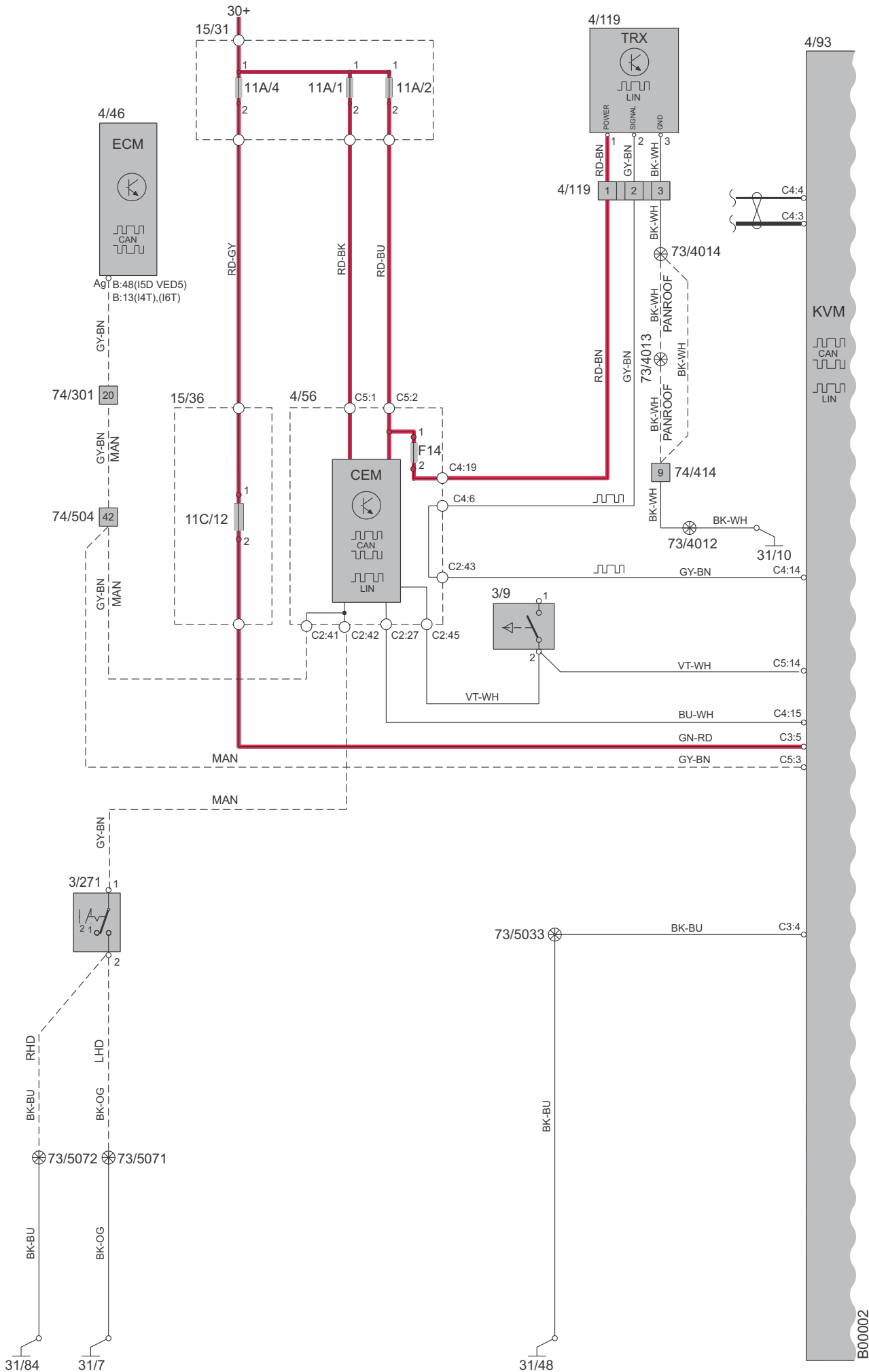
Wiper/Washer rear window



I01053

Group 36 Additional electrical equipment

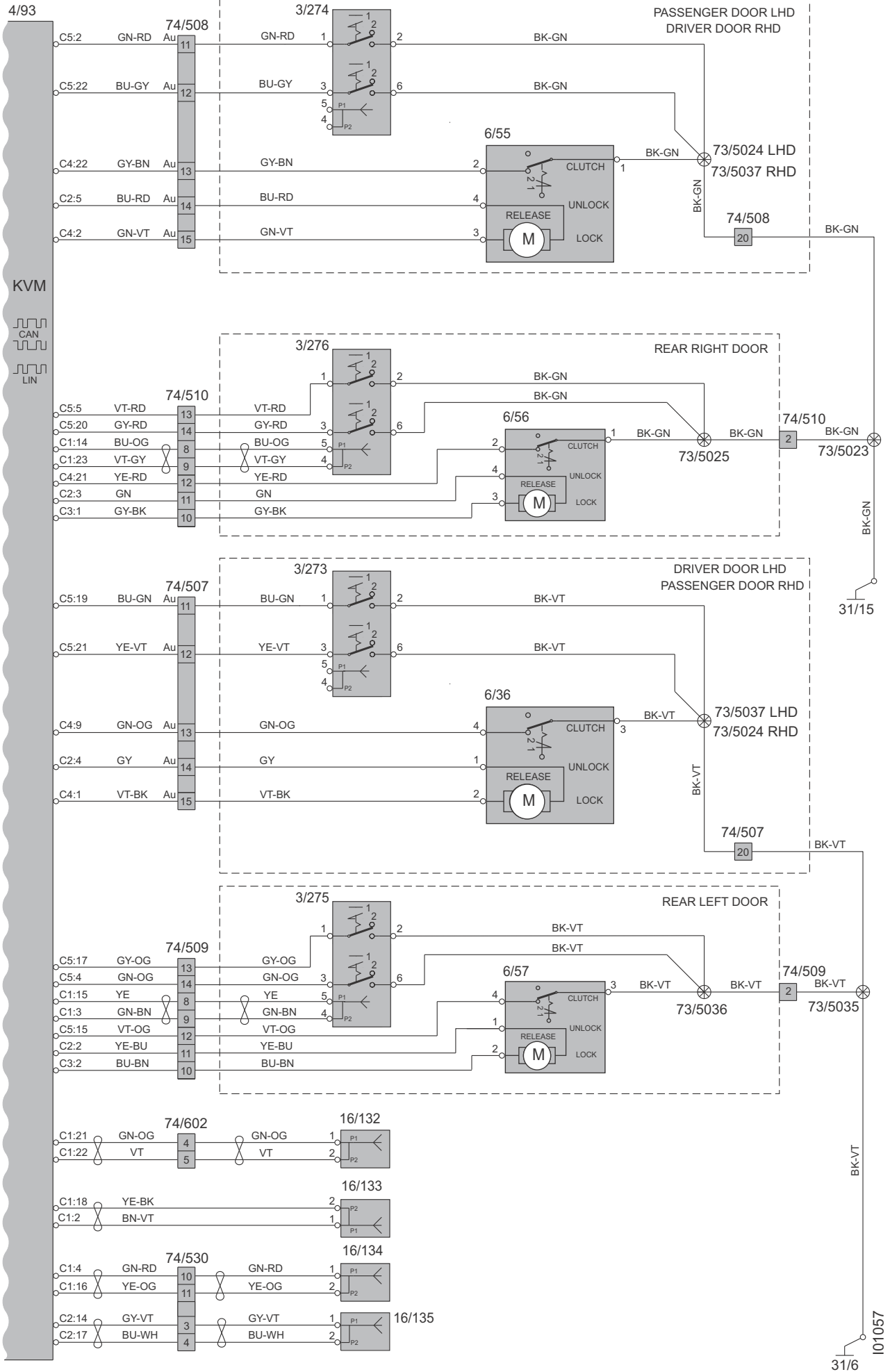
Keyless vehicle 1:2



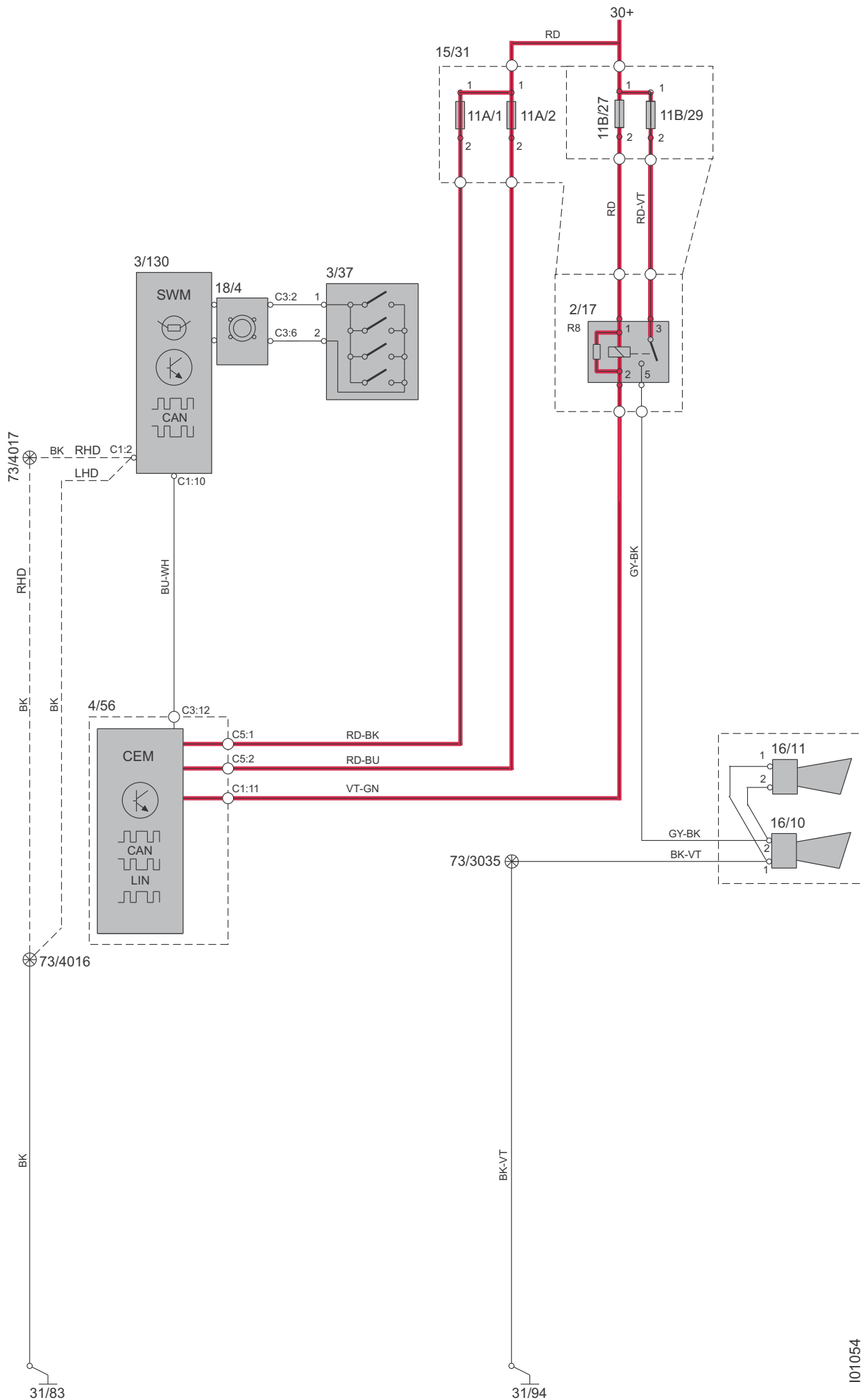
B00002

Group 36 Additional electrical equipment

Keyless vehicle 2:2

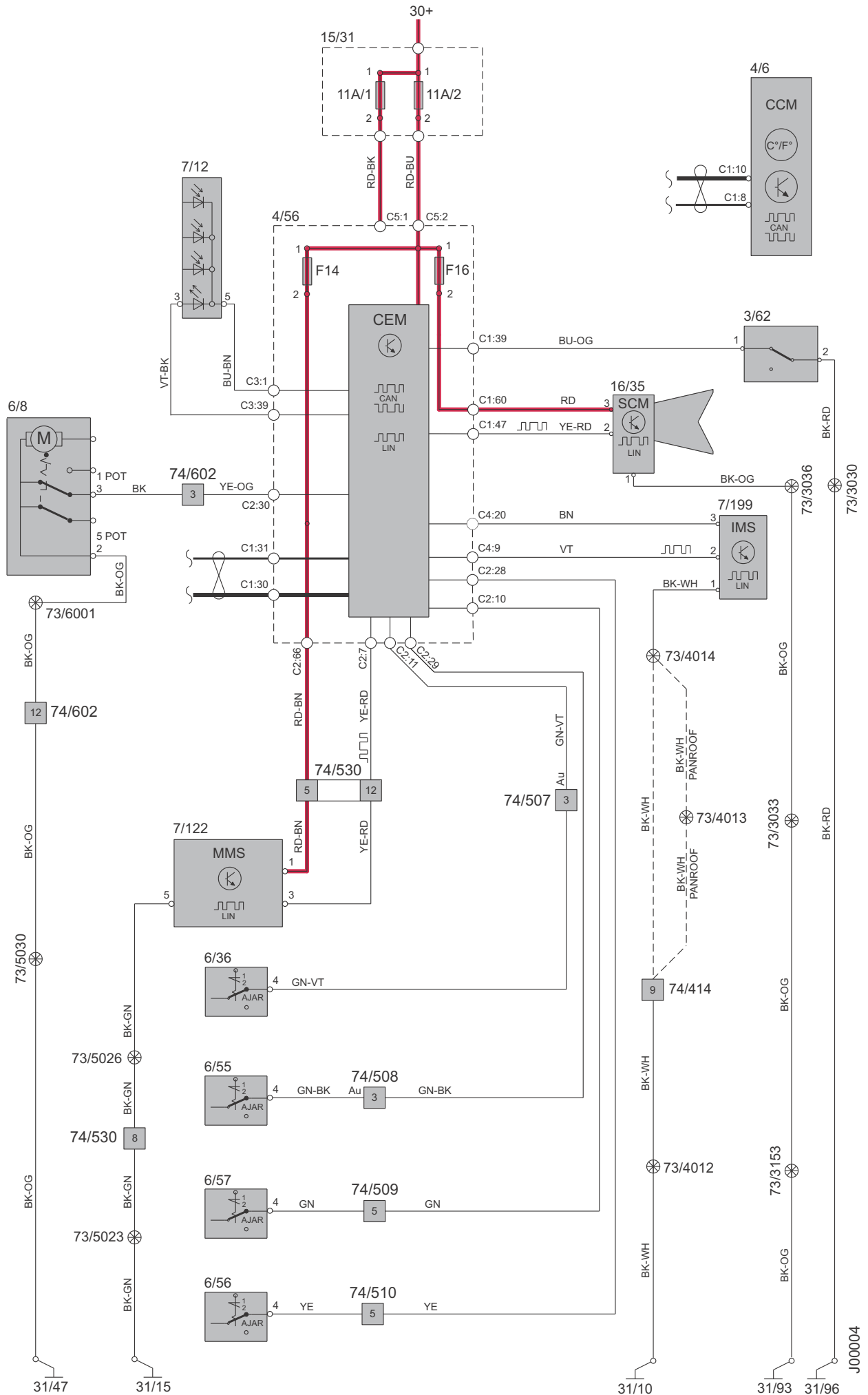


Group 36 Additional electrical equipment Horn



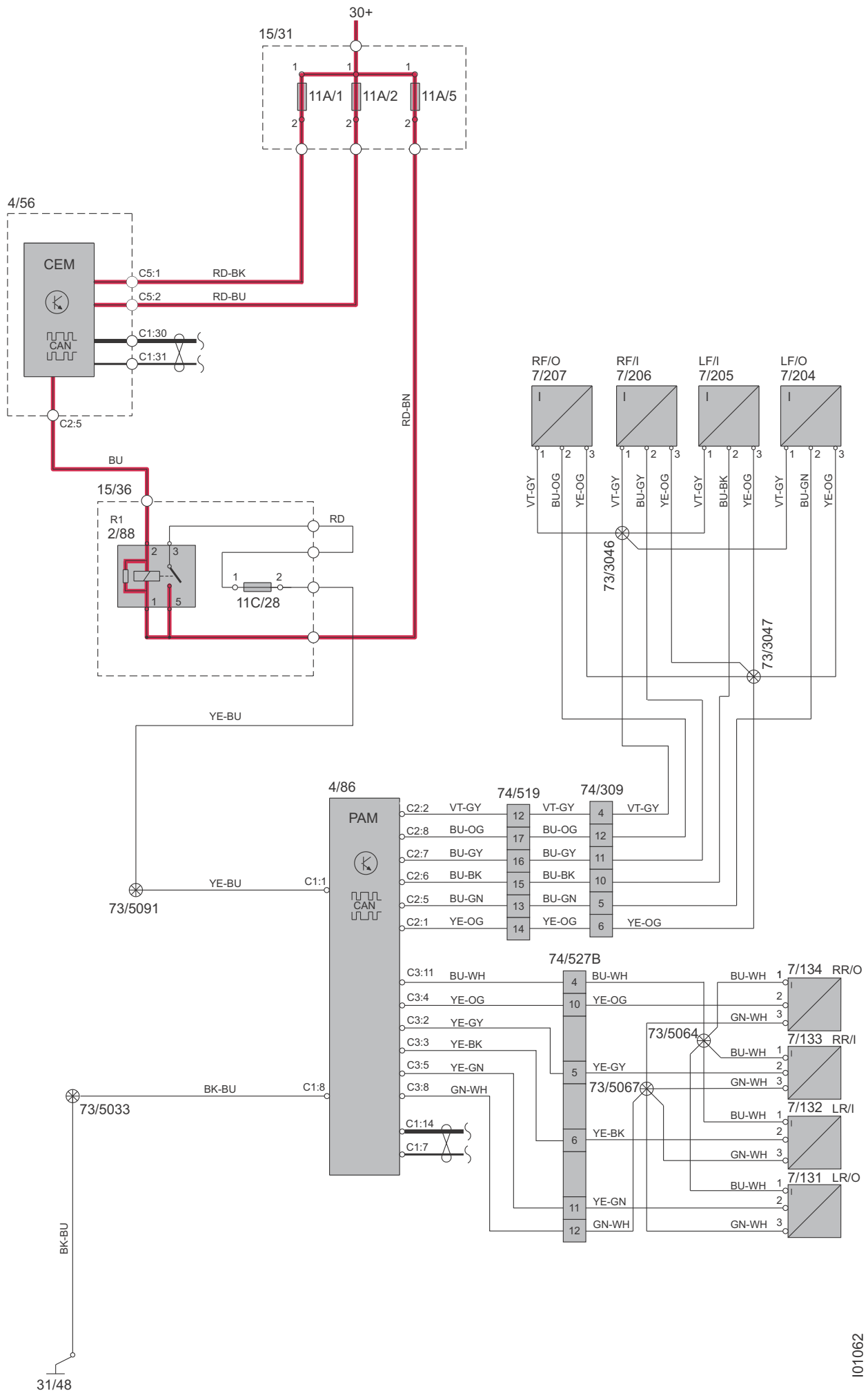
Group 36 Additional electrical equipment

Anti-theft alarm



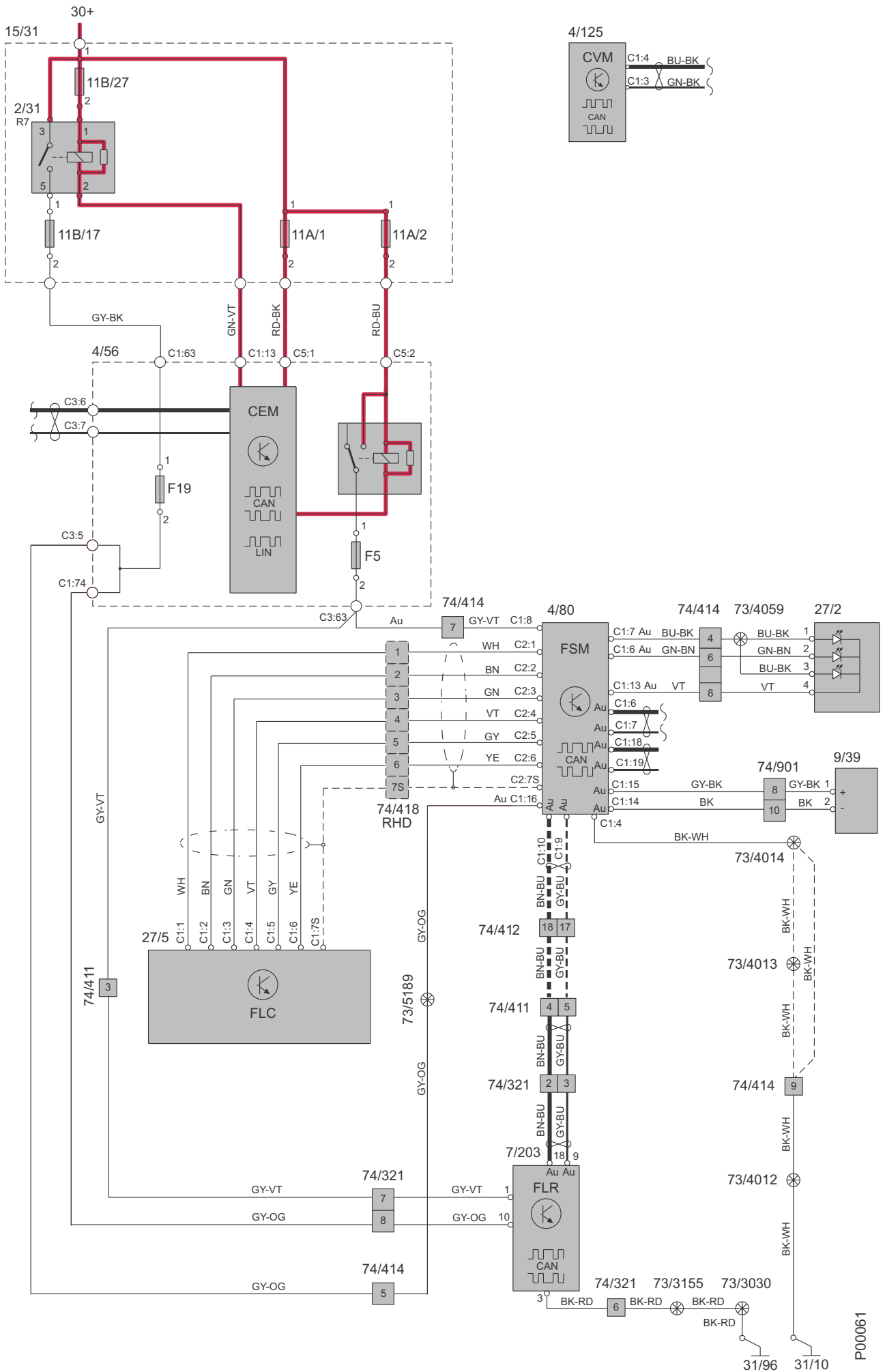
Group 36 Additional electrical equipment

Parking assistance



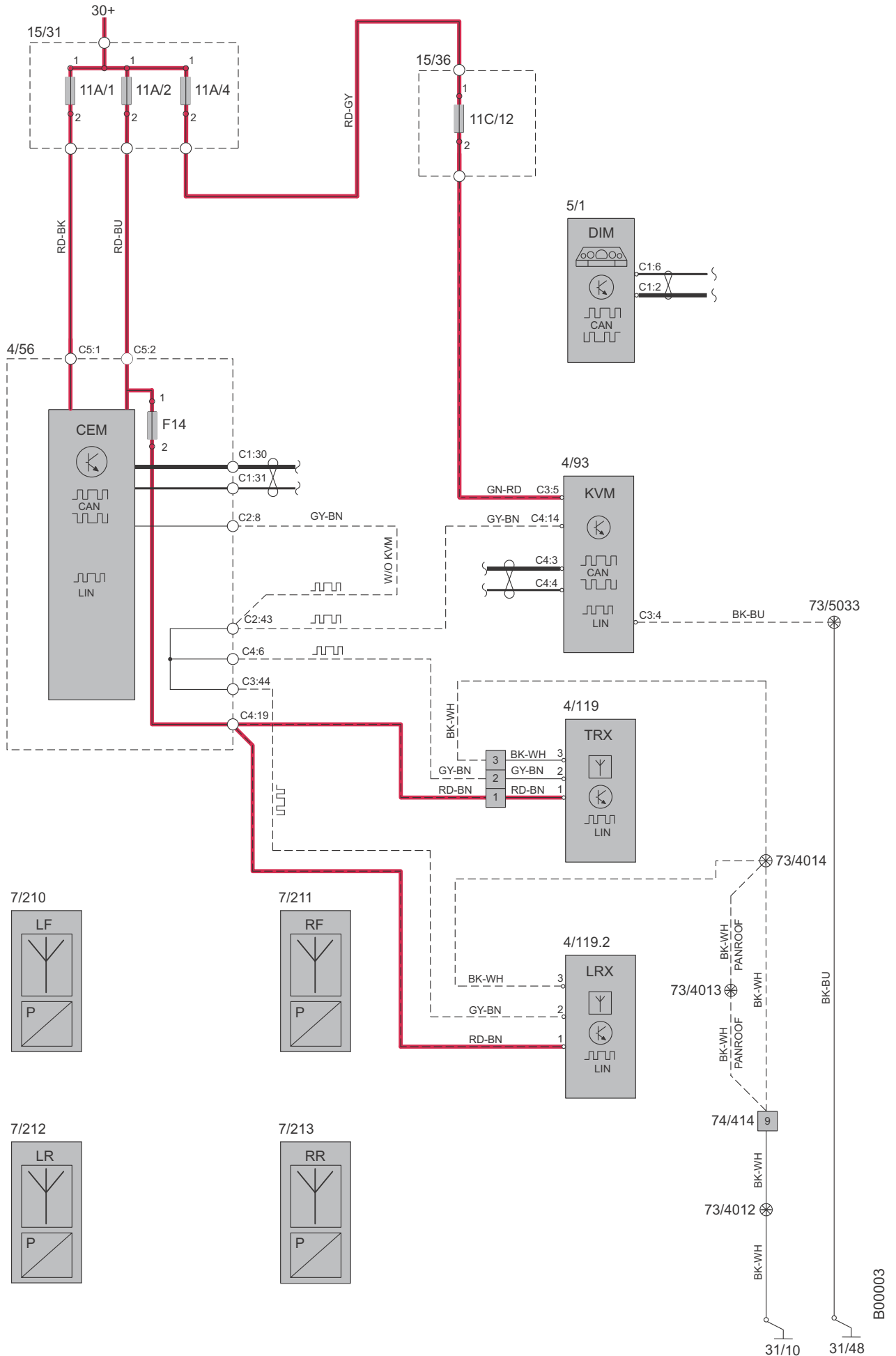
I01062

Group 36 Additional electrical equipment Collision warning with power brake booster



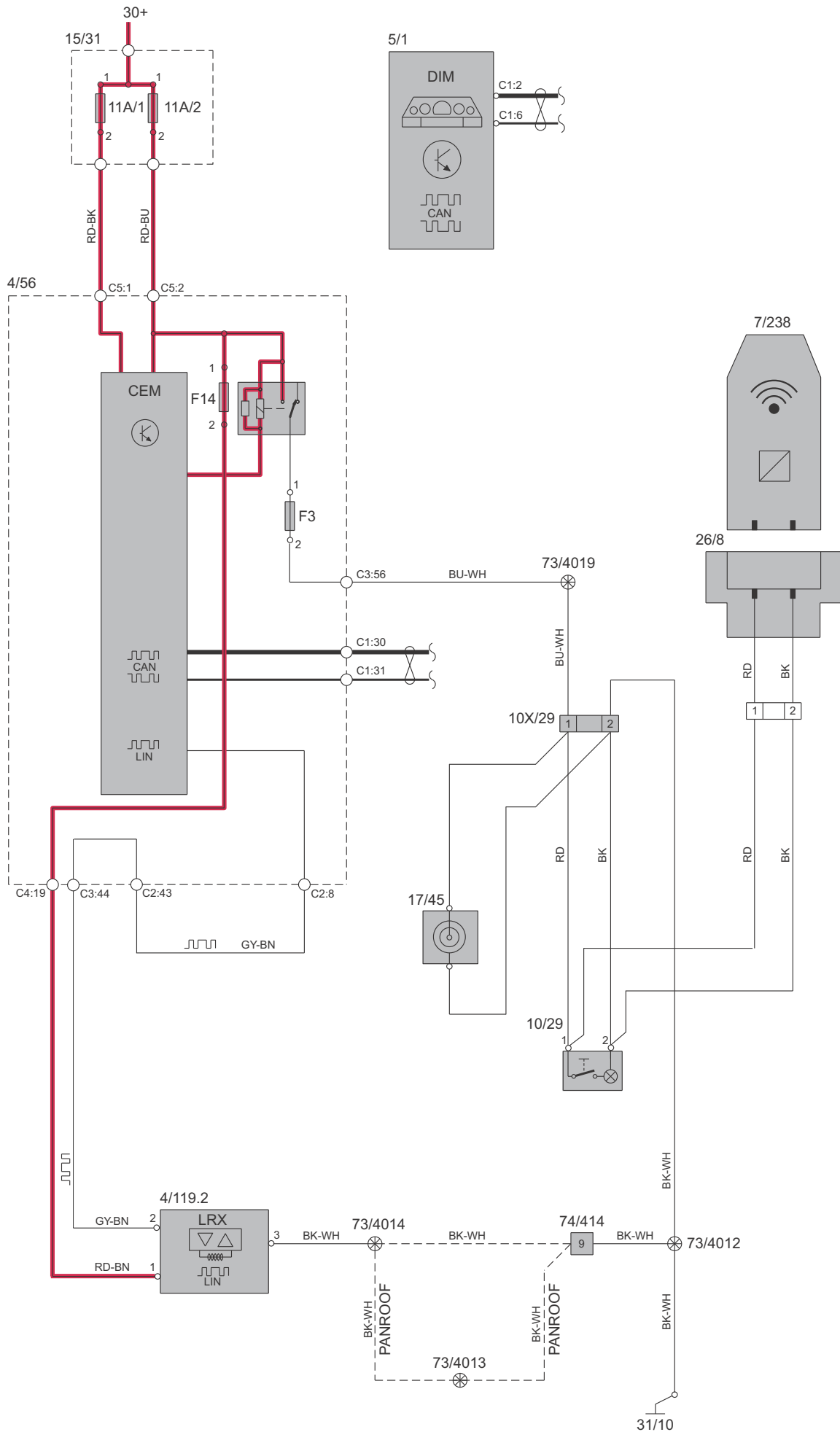
Group 36 Additional electrical equipment

Tire pressure monitoring system (TPMS)



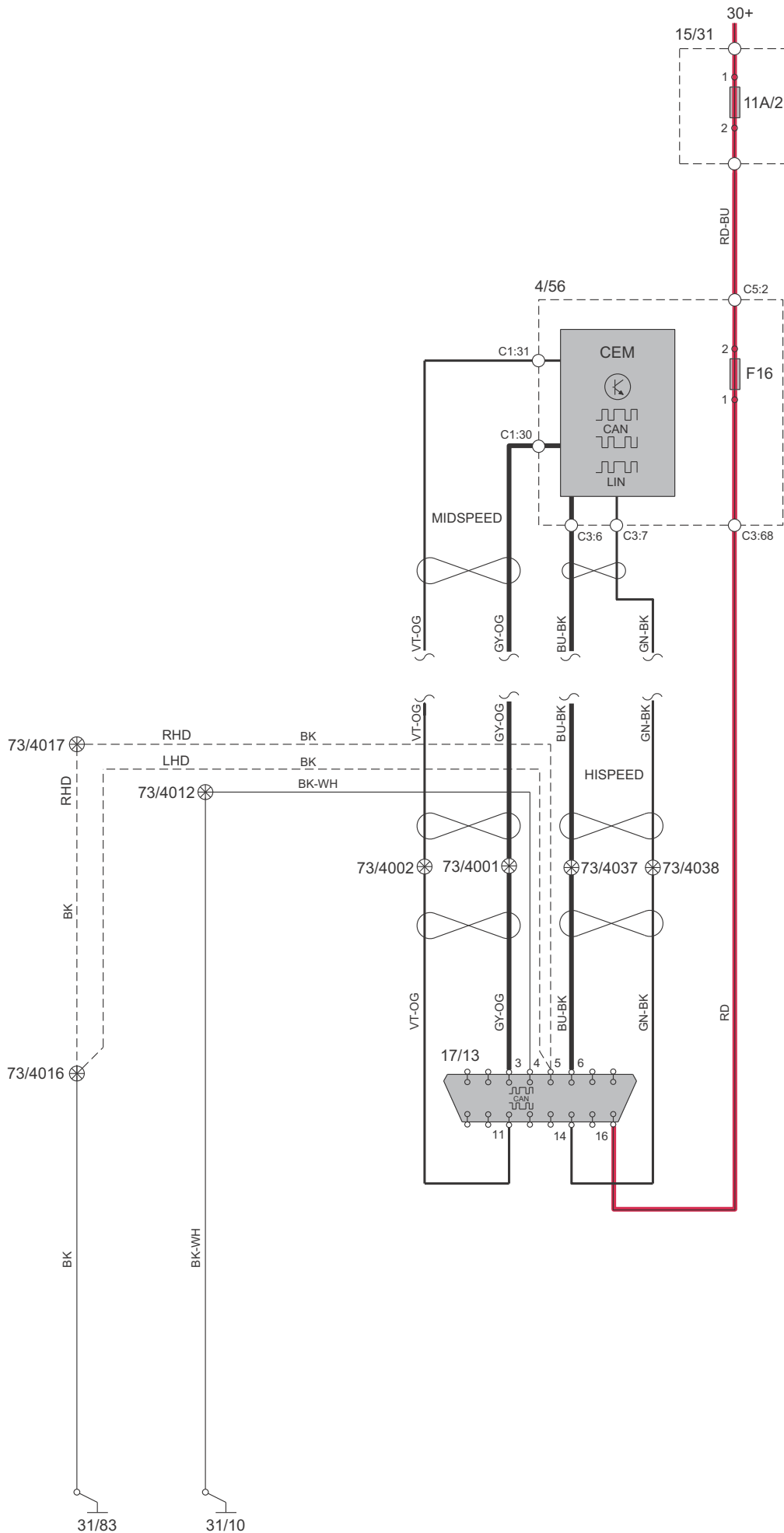
Group 36 Additional electrical equipment, Accessories

Alcohol lock



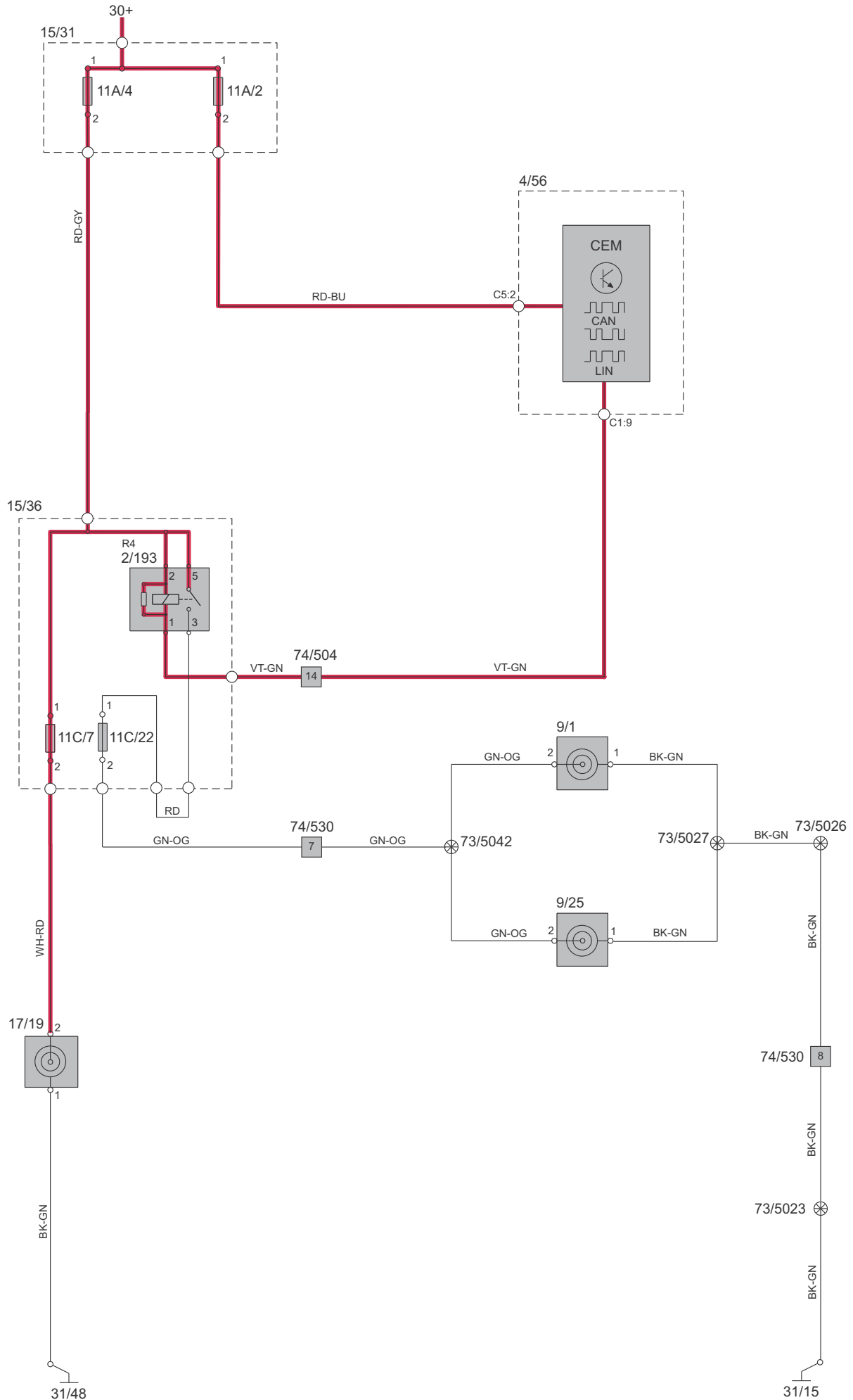
Group 37 Wiring and fuses

Diagnostics system



Group 37 Wiring and fuses

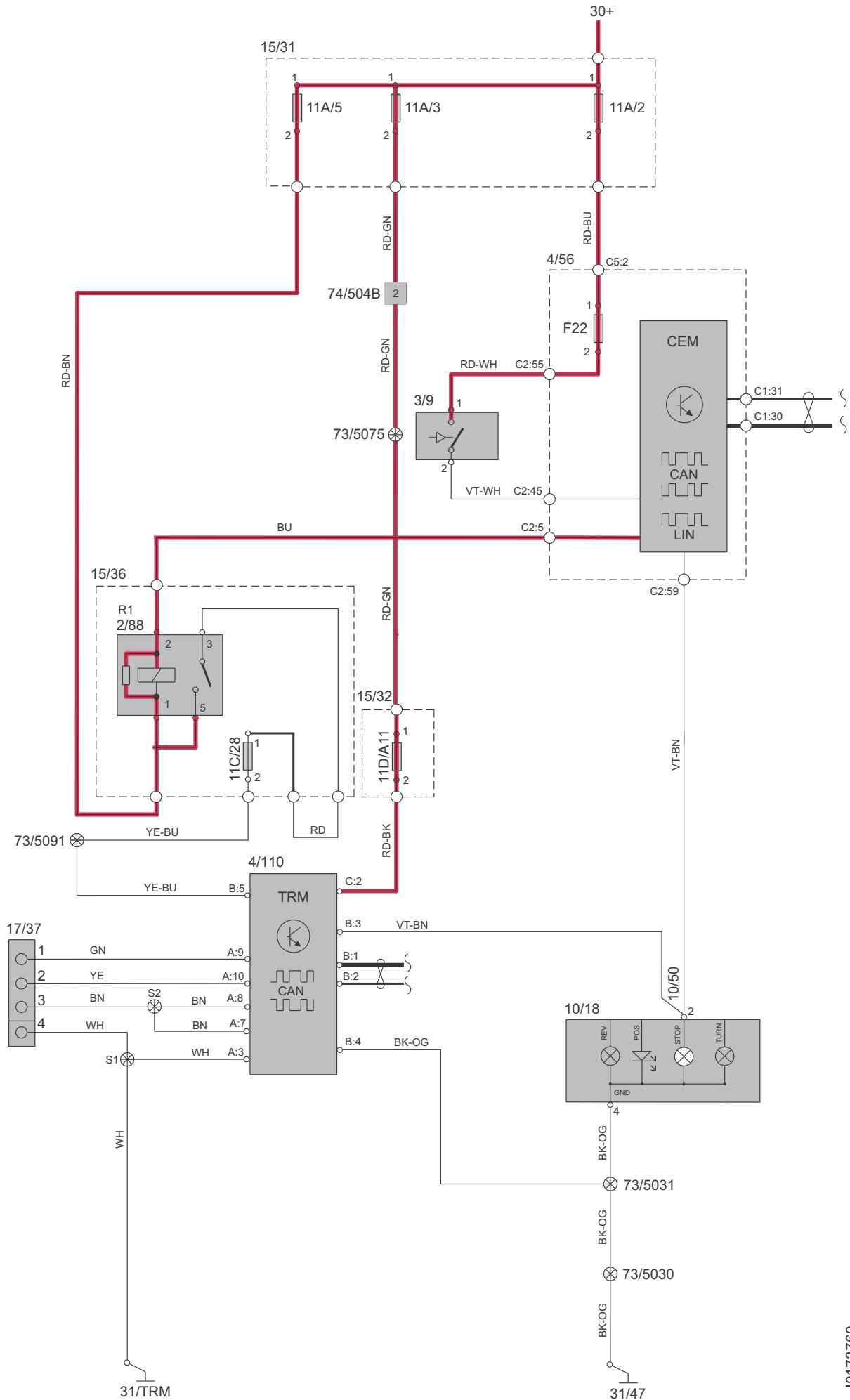
Outlet 12 V



I01068

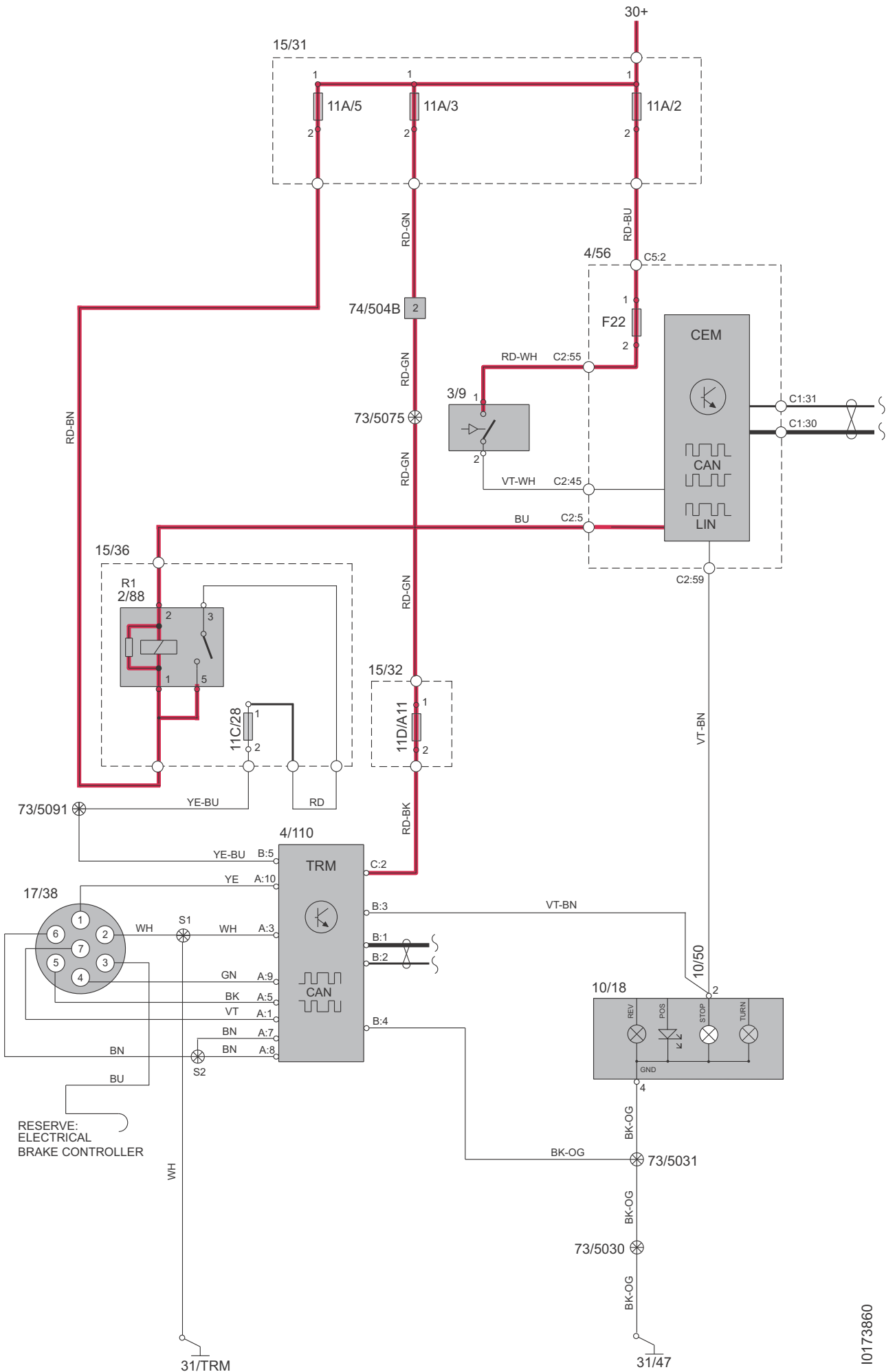
Group 37 Wiring and fuses, Accessories

Cable harness towbar/tow hitch 4-pin



Group 37 Wiring and fuses, Accessories

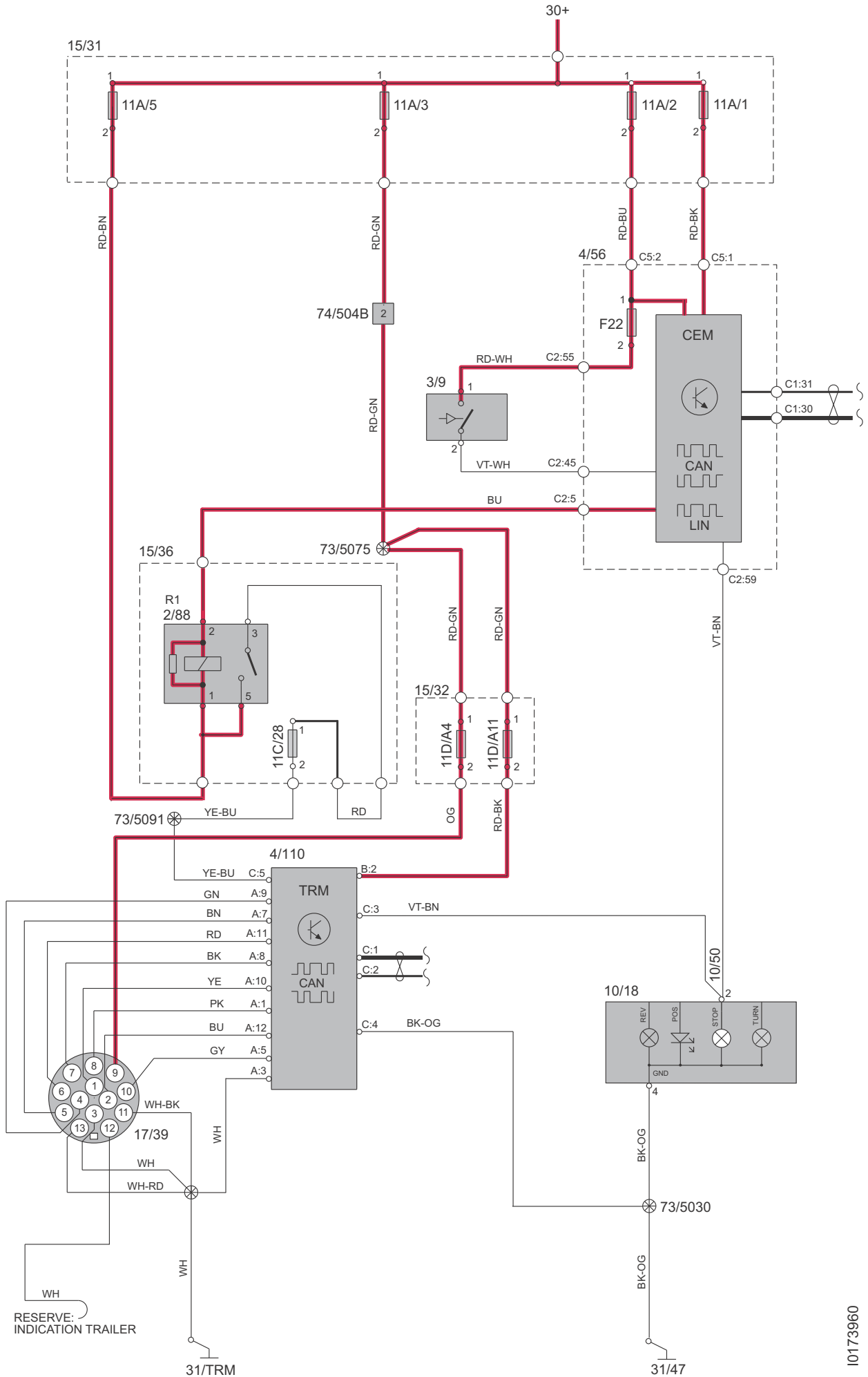
Cable harness towbar/tow hitch 7-pin



I0173860

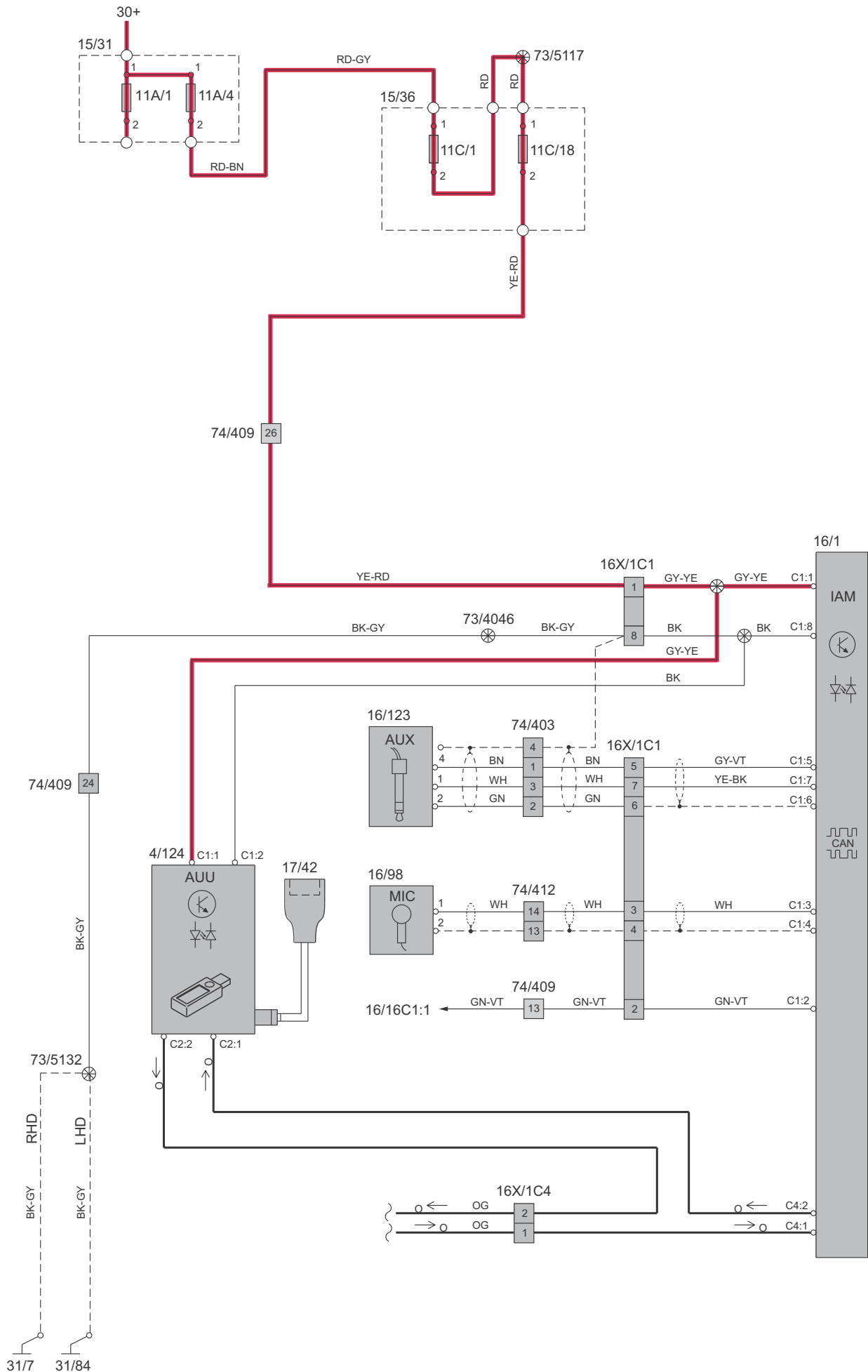
Group 37 Wiring and fuses, Accessories

Cable harness towbar/tow hitch 13-pin



I0173960

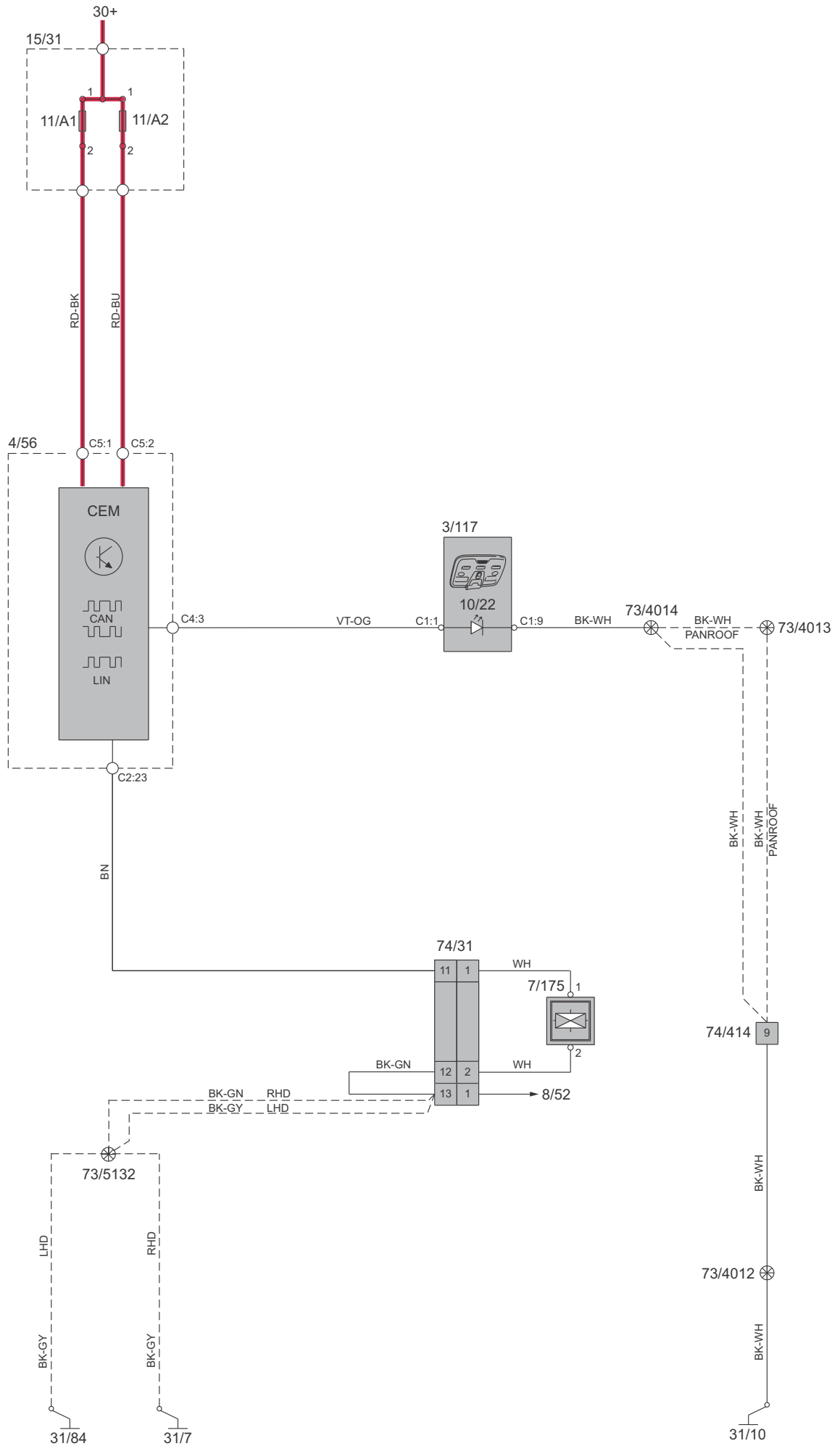
Group 37 Wiring and fuses, Accessories USB unit (AUU)



I01076

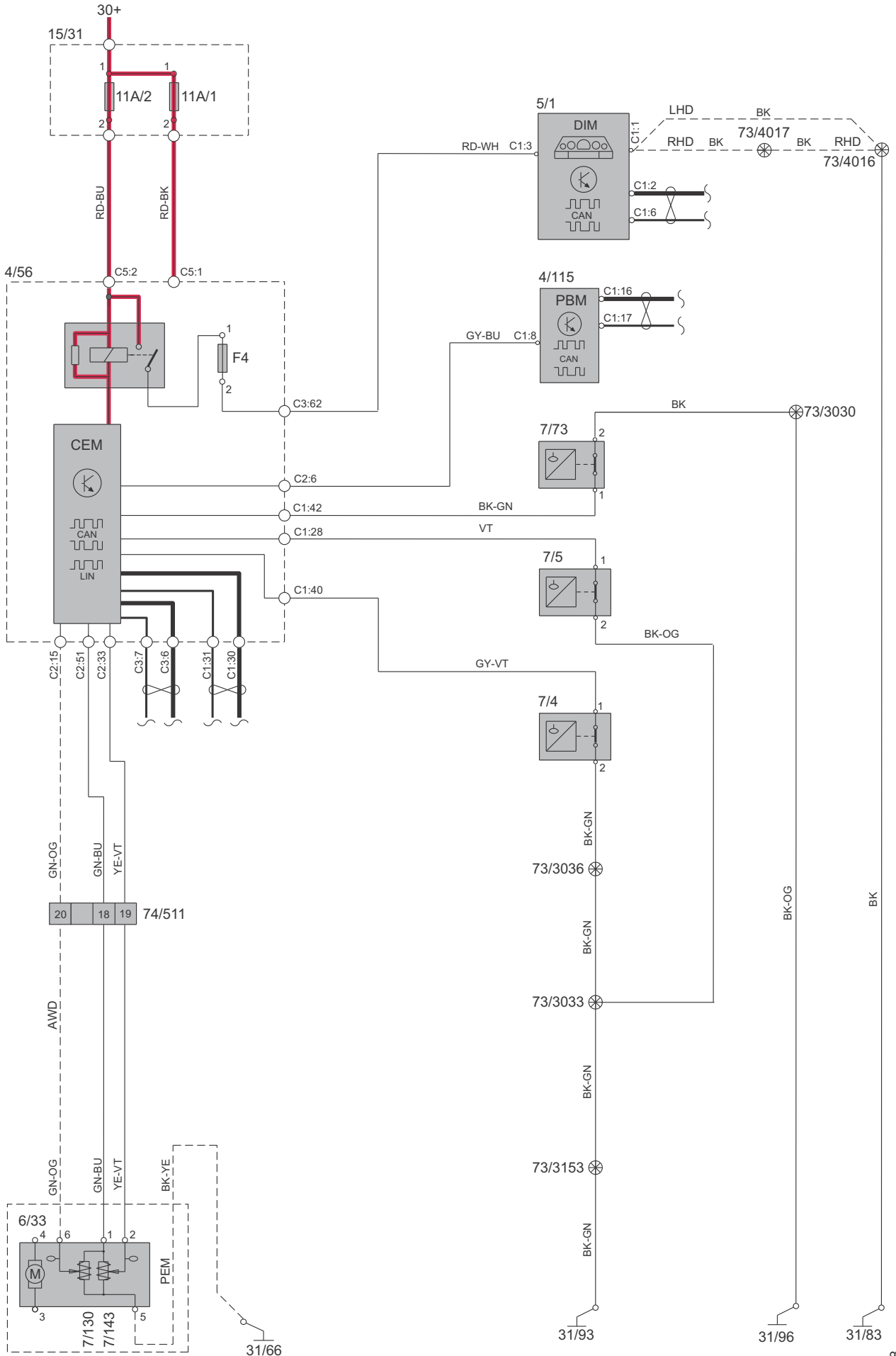
Group 38 Instruments

Seat belt reminder



Group 38 Instruments

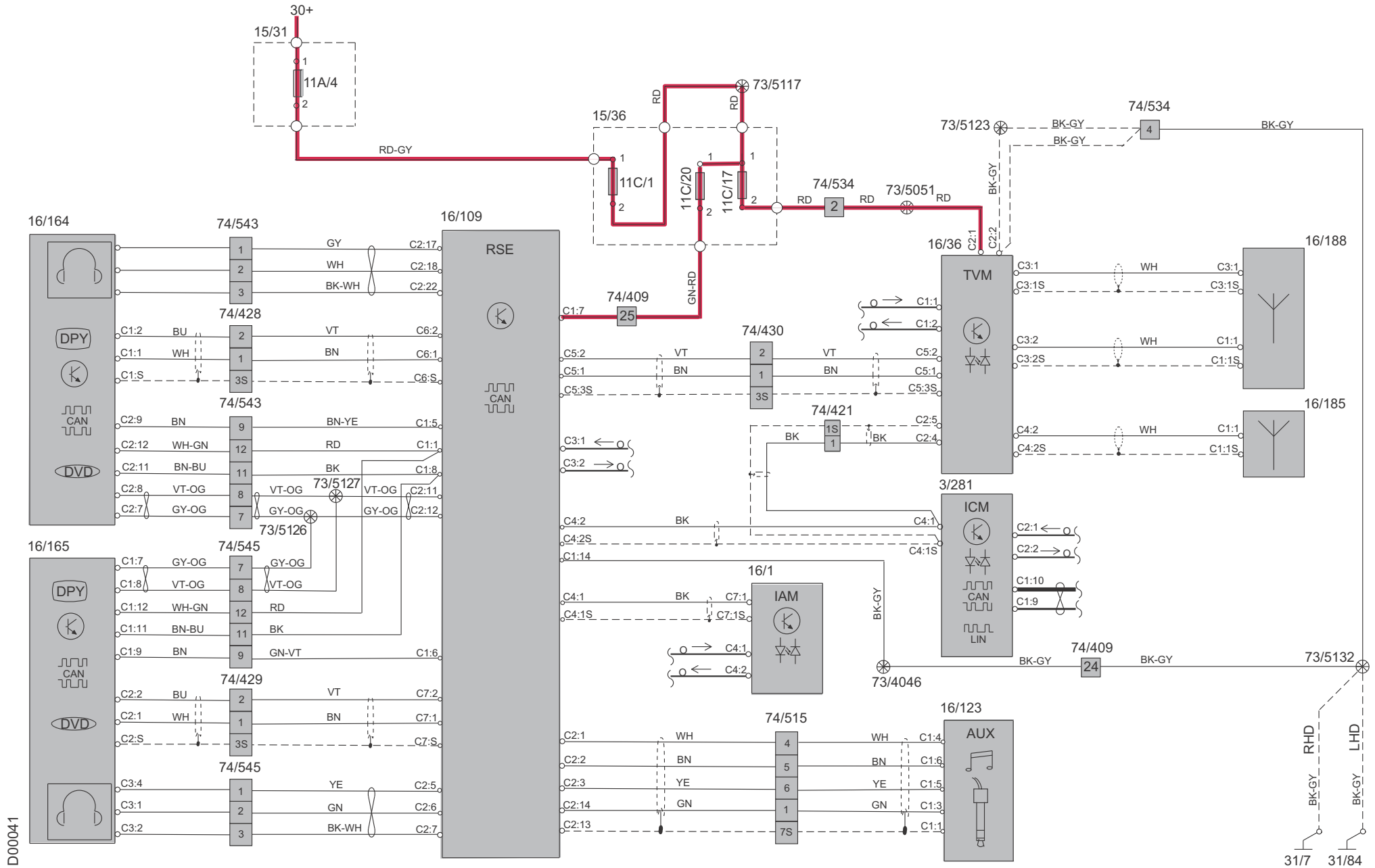
Driver information module



I01078

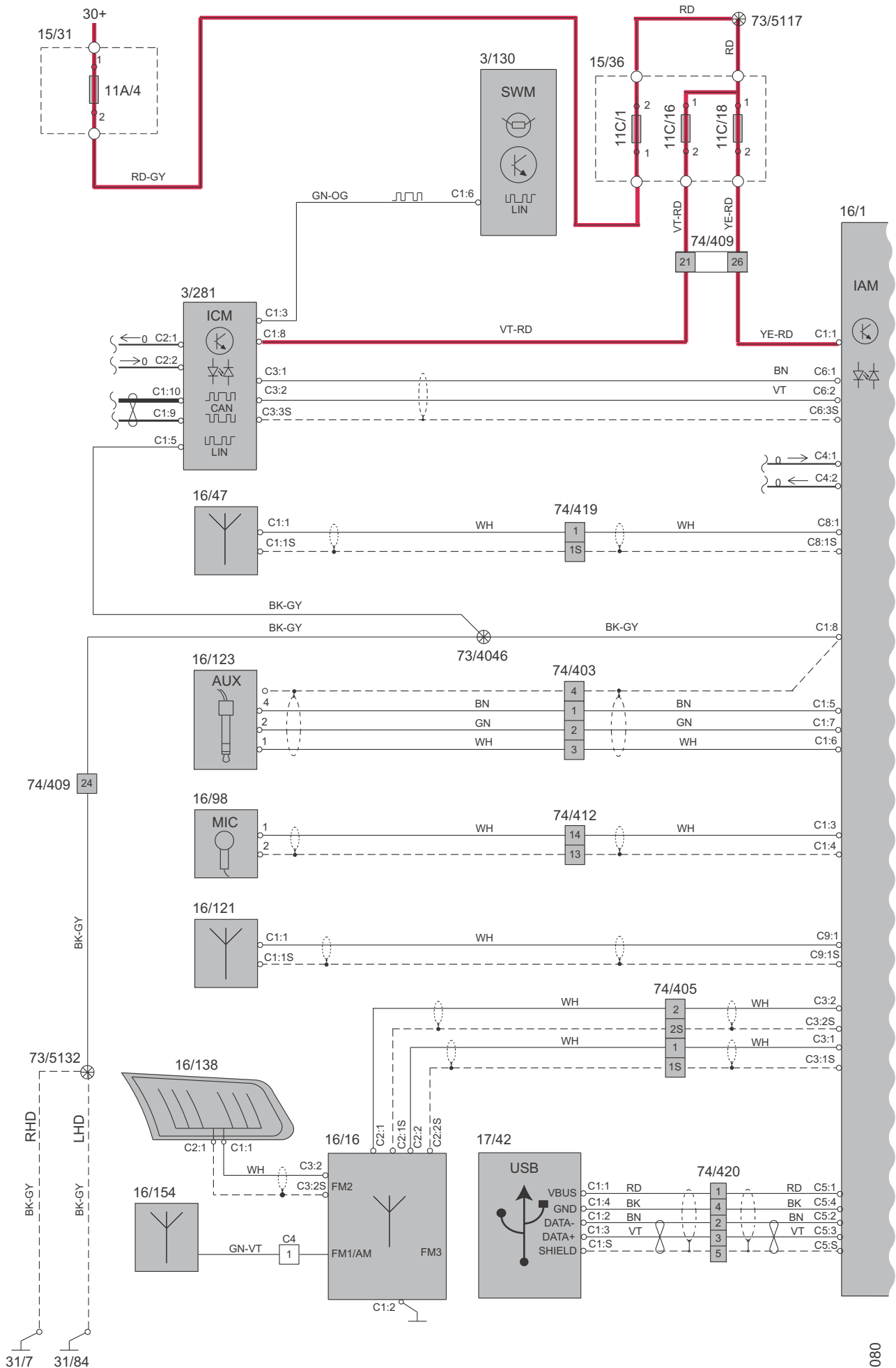
Group 39 Other

Rear seat entertainment, RSE



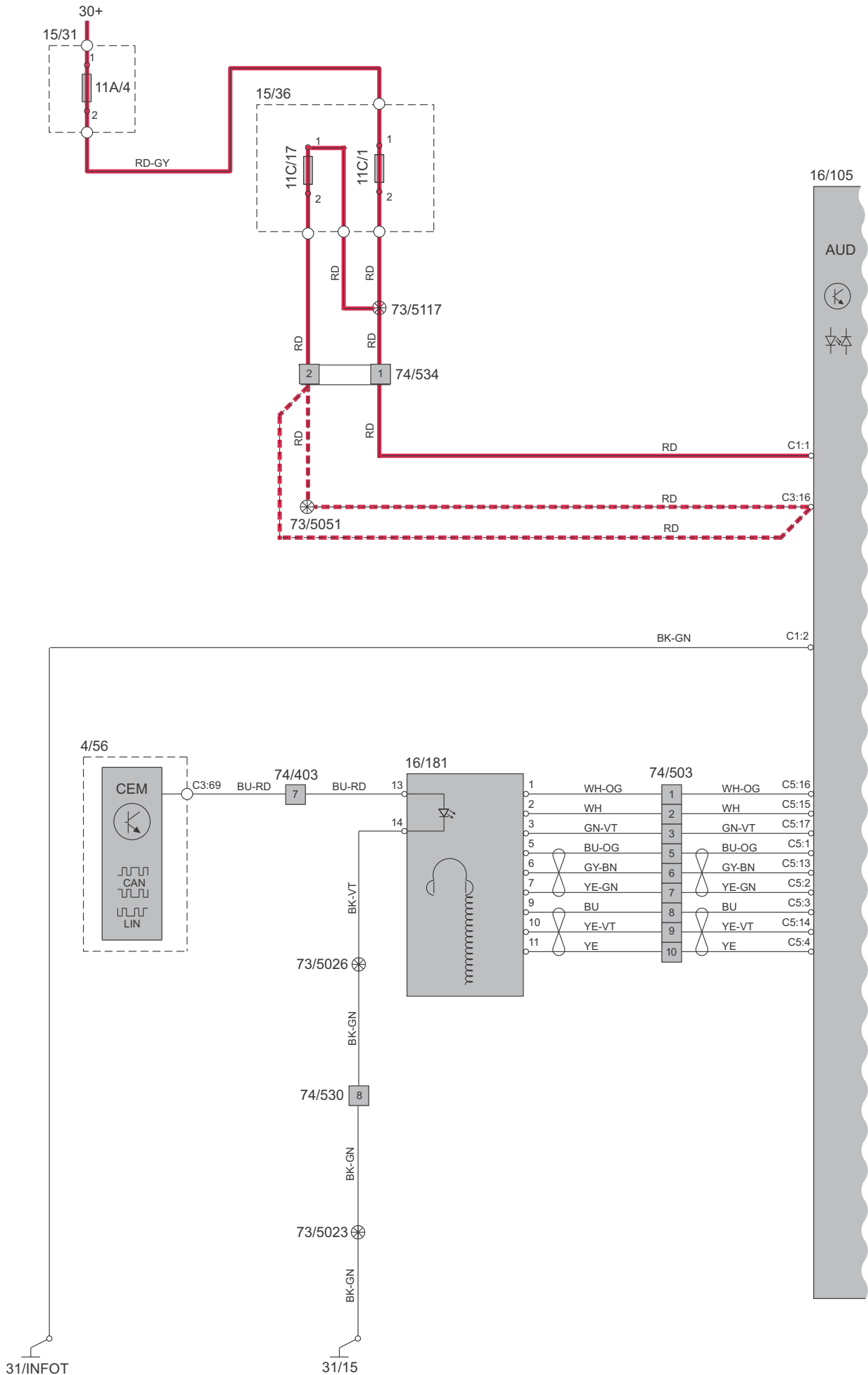
D00041

Group 39 Other Audio High/Premium 1:3



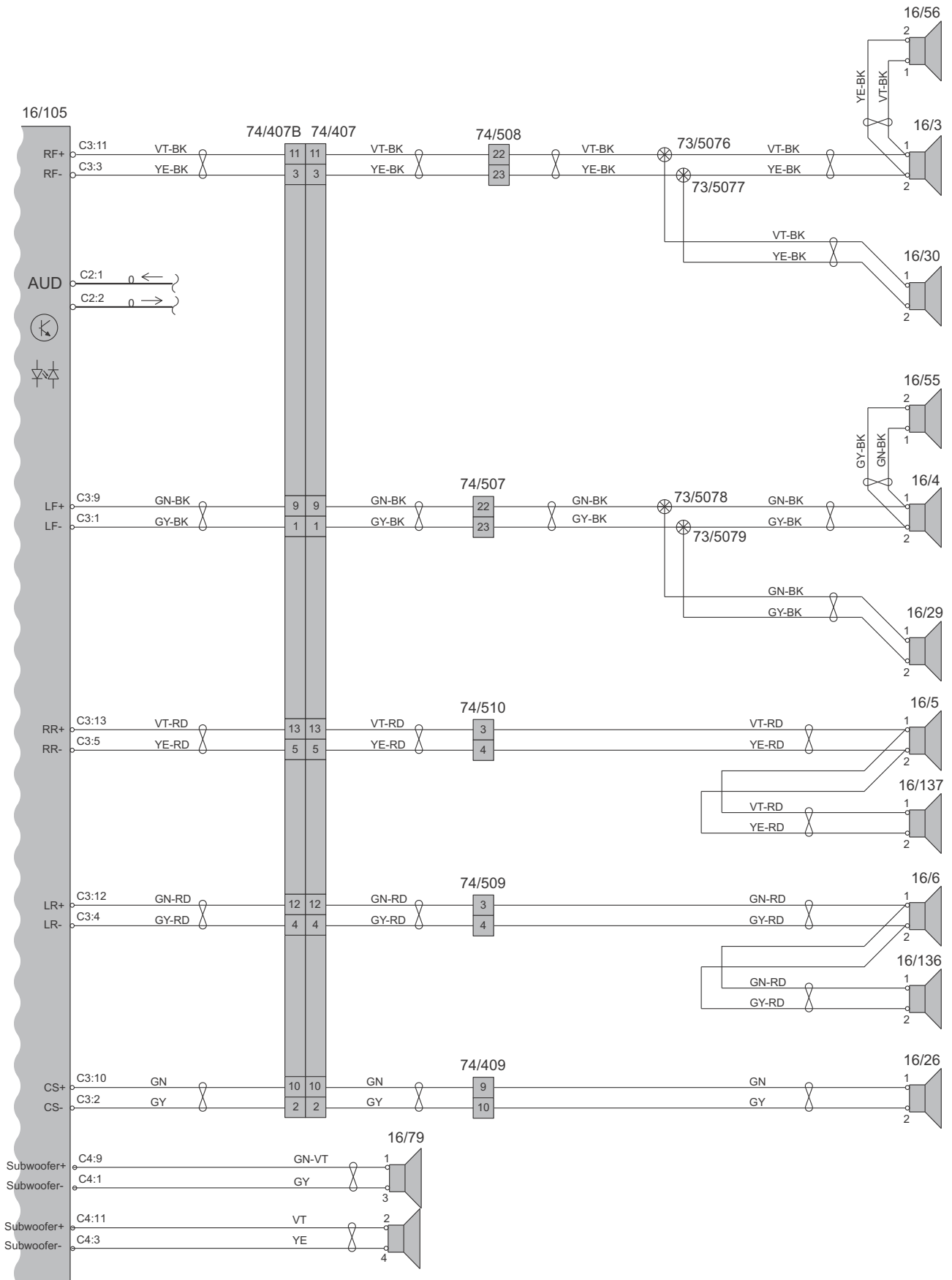
I01080

Group 39 Other Audio High/Premium 2:3



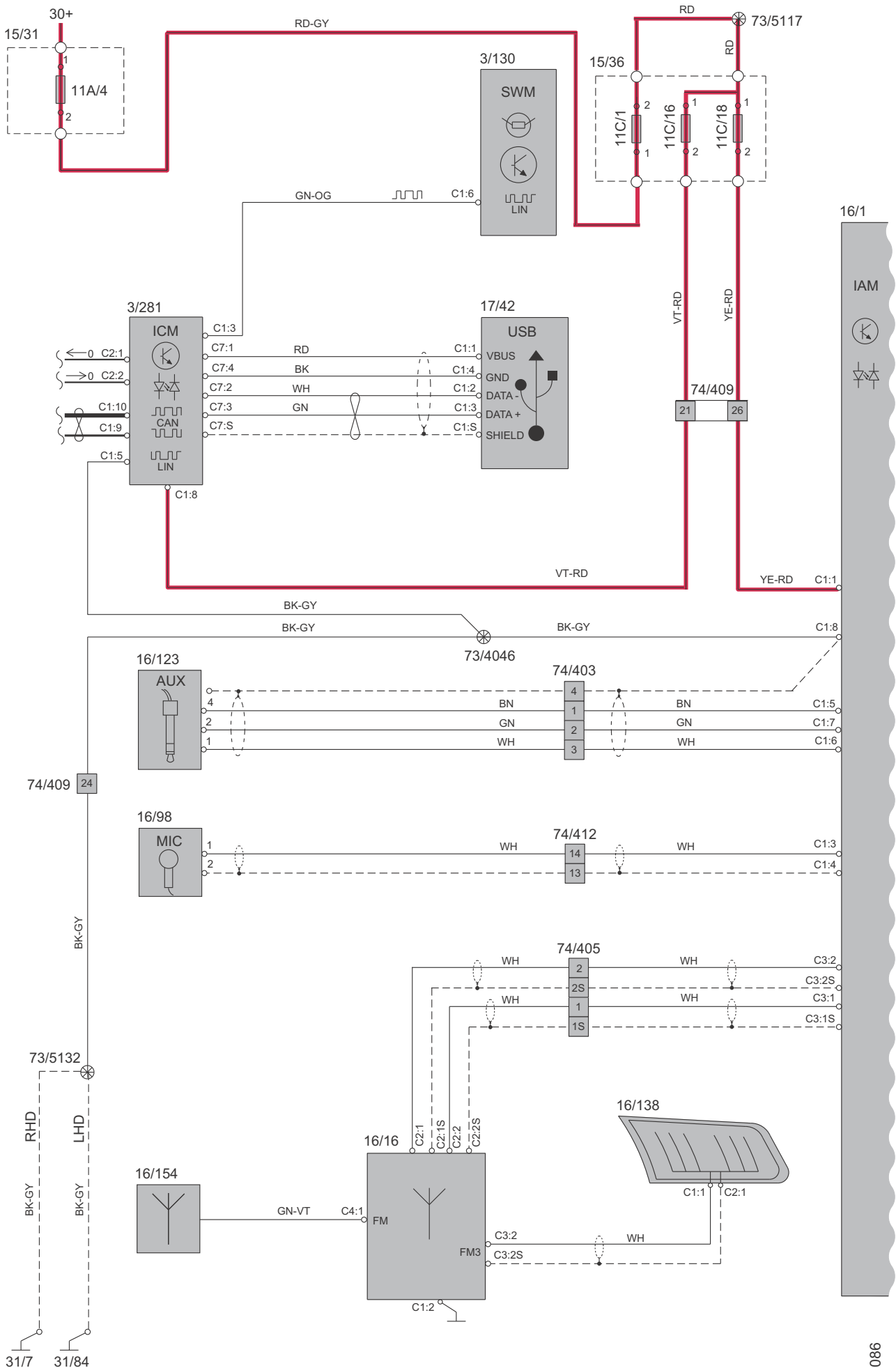
P00065

Group 39 Other Audio High/Premium 3:3



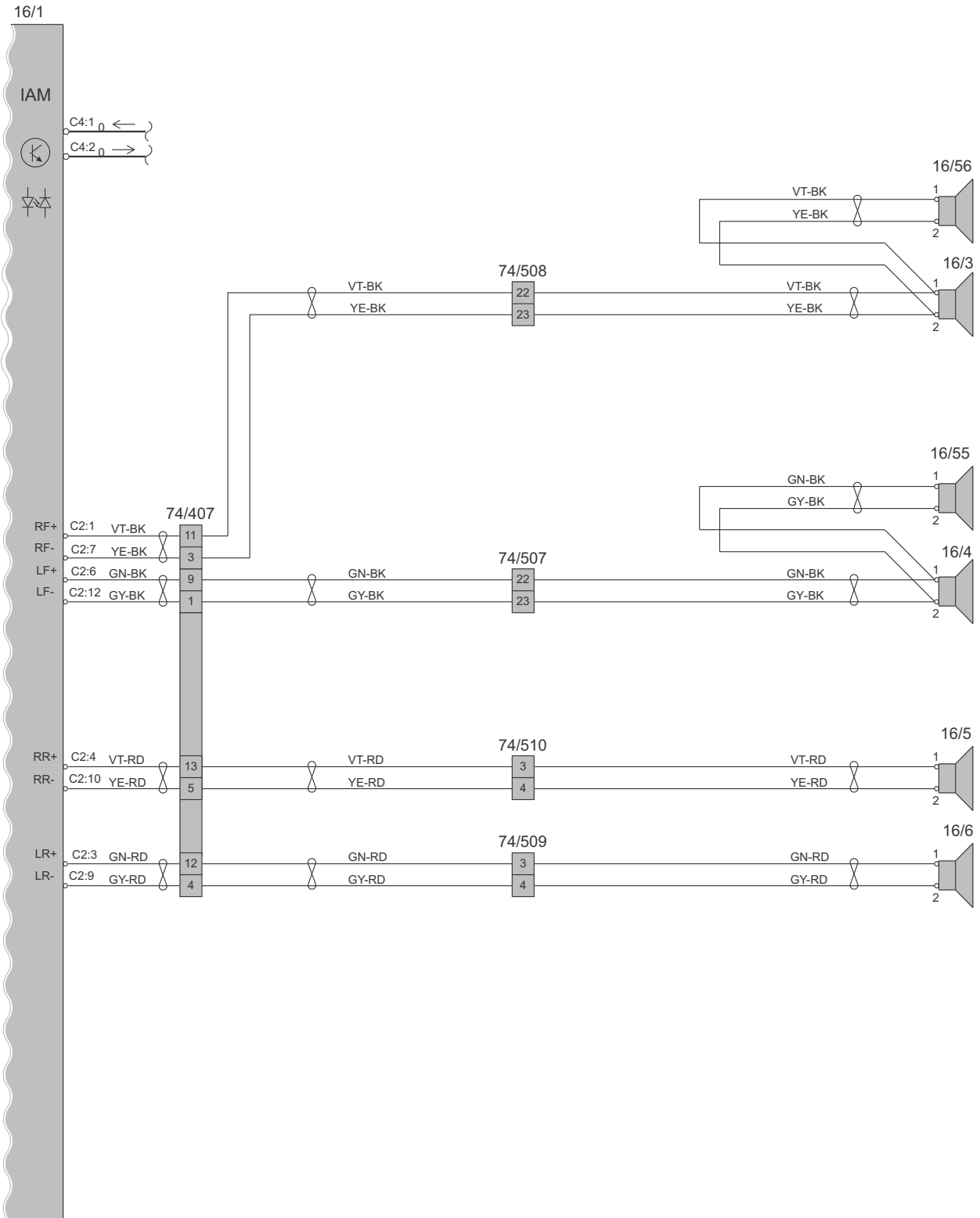
I01082

Group 39 Other Audio 1:2



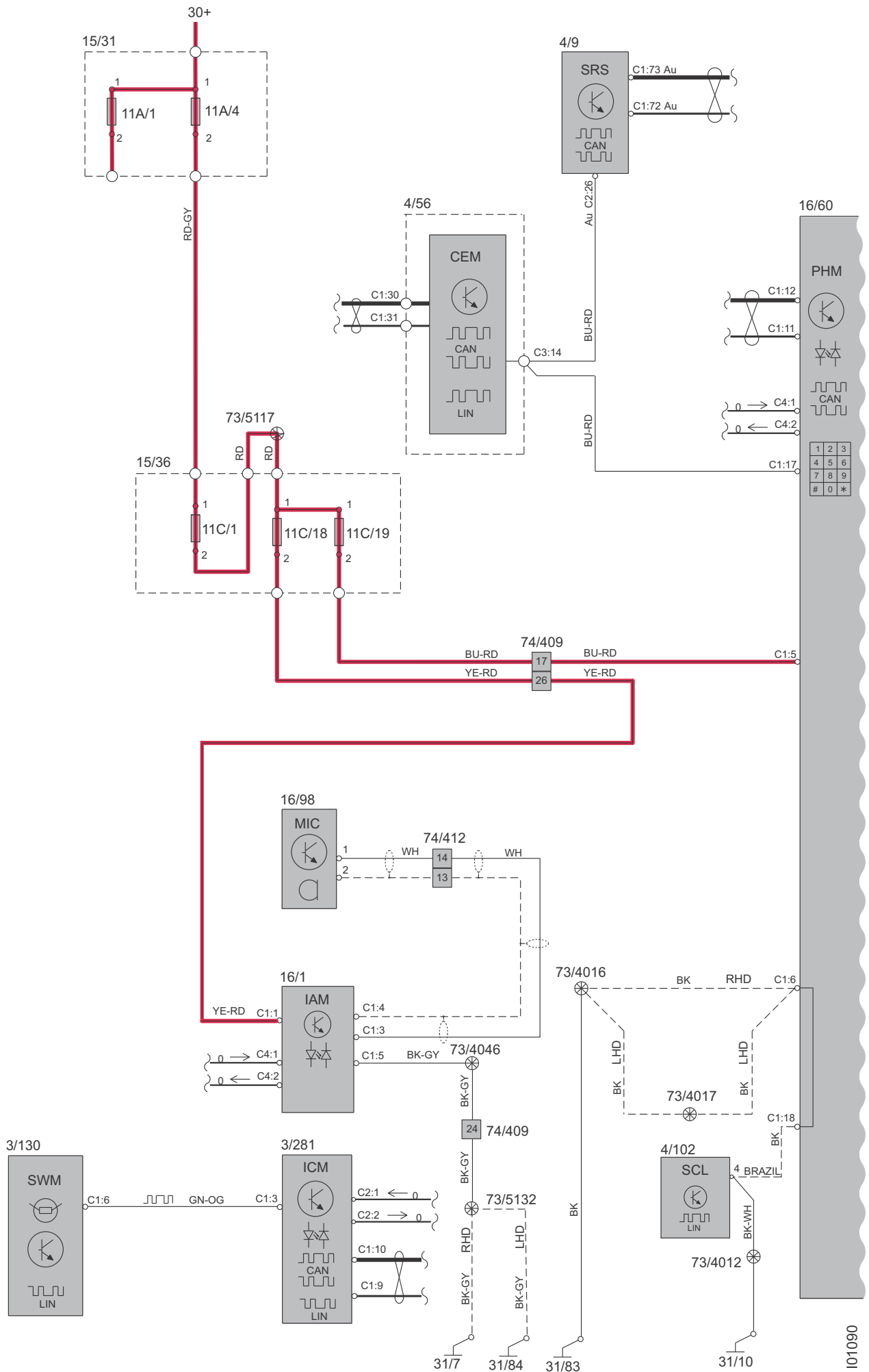
I01086

Group 39 Other Audio 2:2




J00045

Group 39 Other Cellular phone 1:2

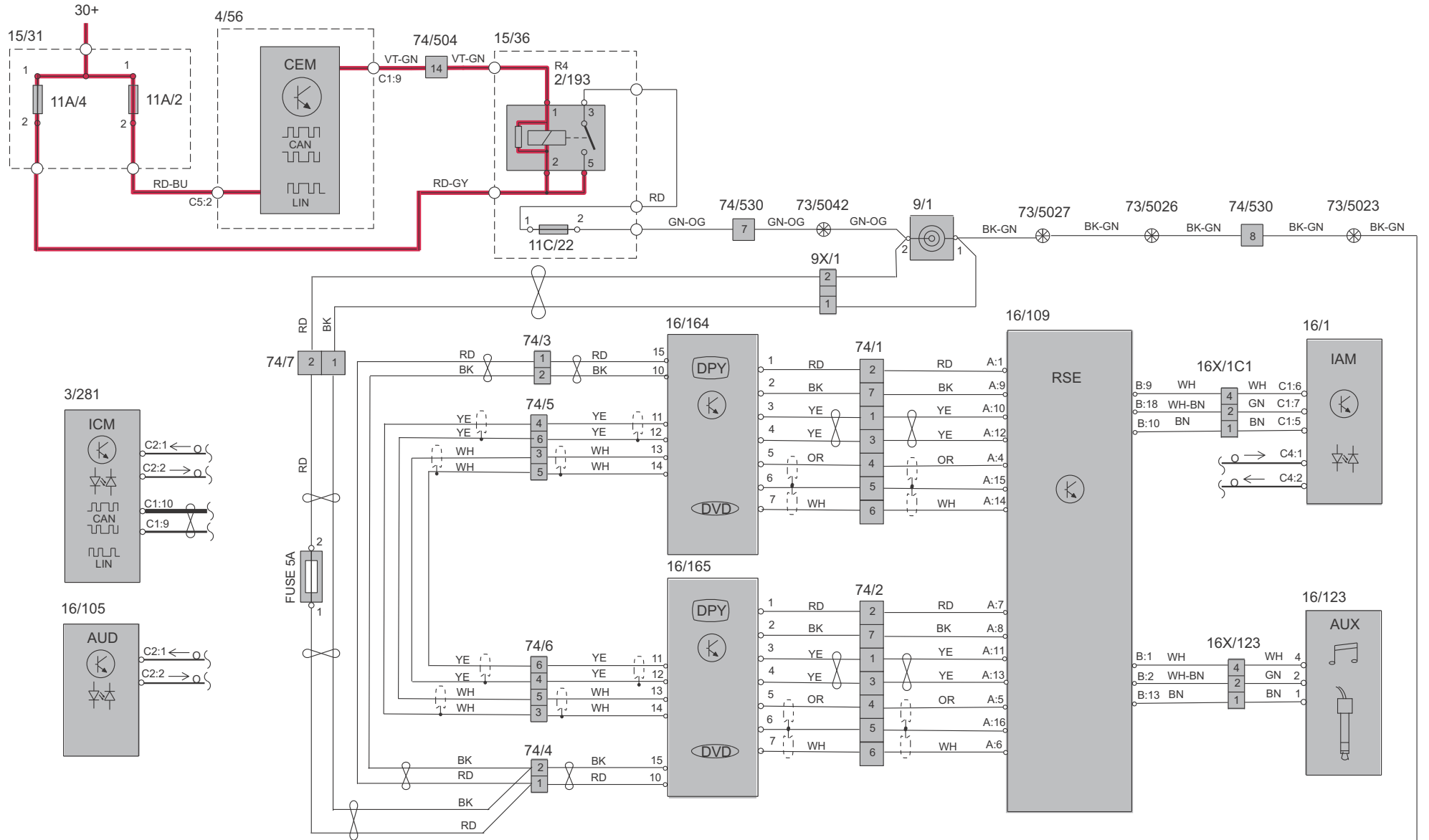


Group 39 Other Cellular phone 2:2



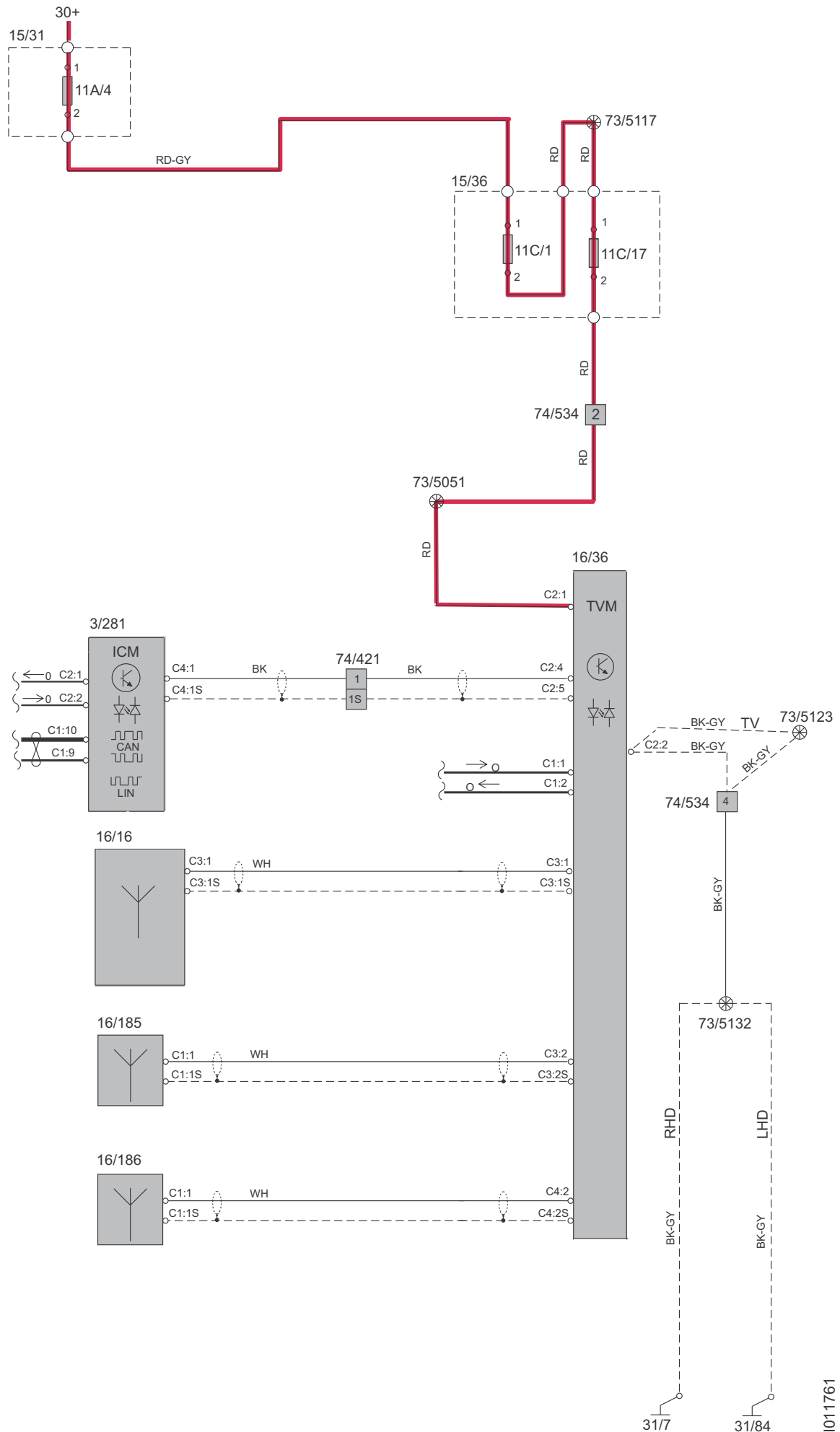
Group 39 Other, Accessories

Multimedia monitor with DVD, Dual Screen RSE



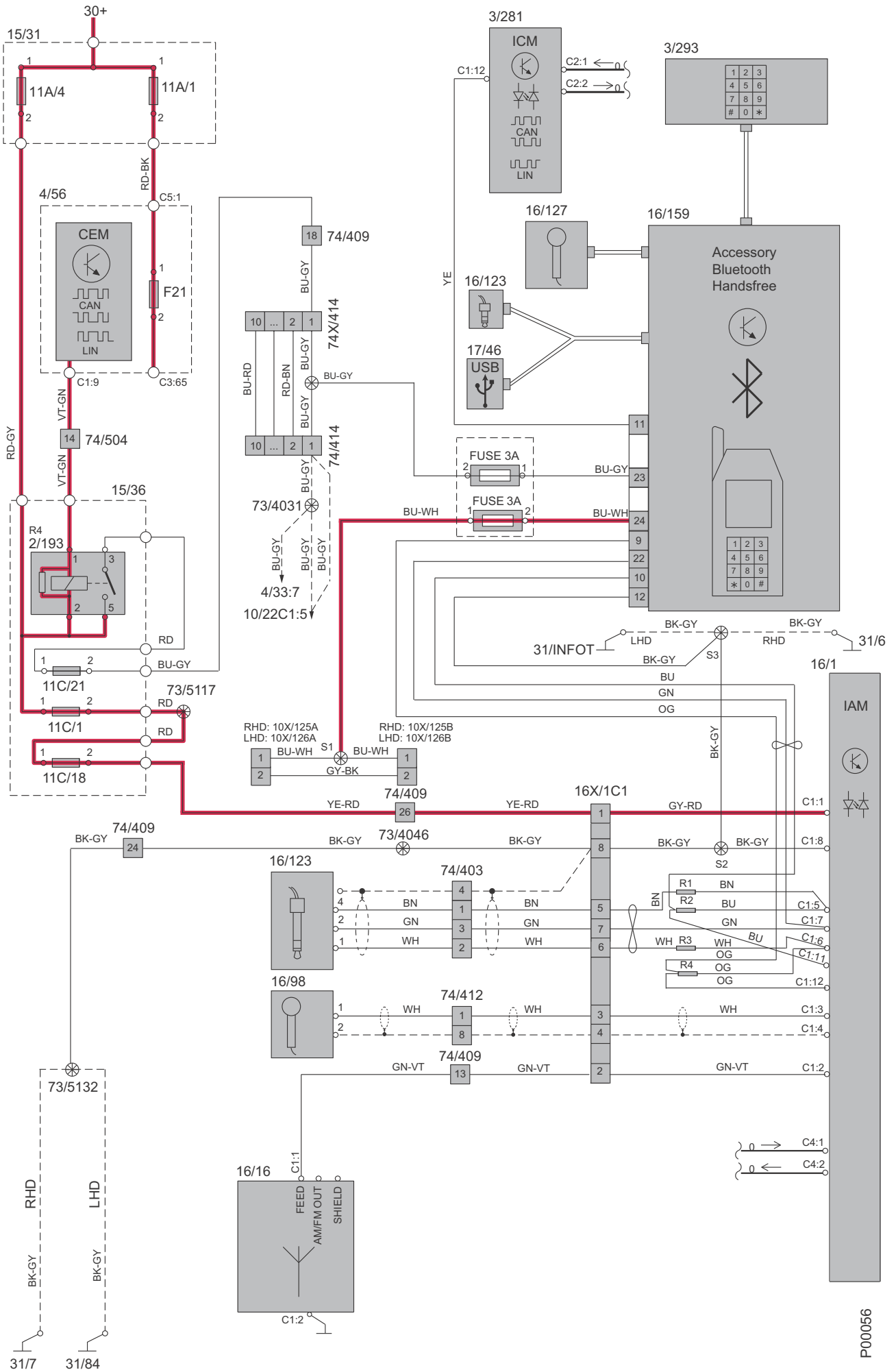
Group 39 Other

TV receiver / TV control module



Group 39 Other, Accessories

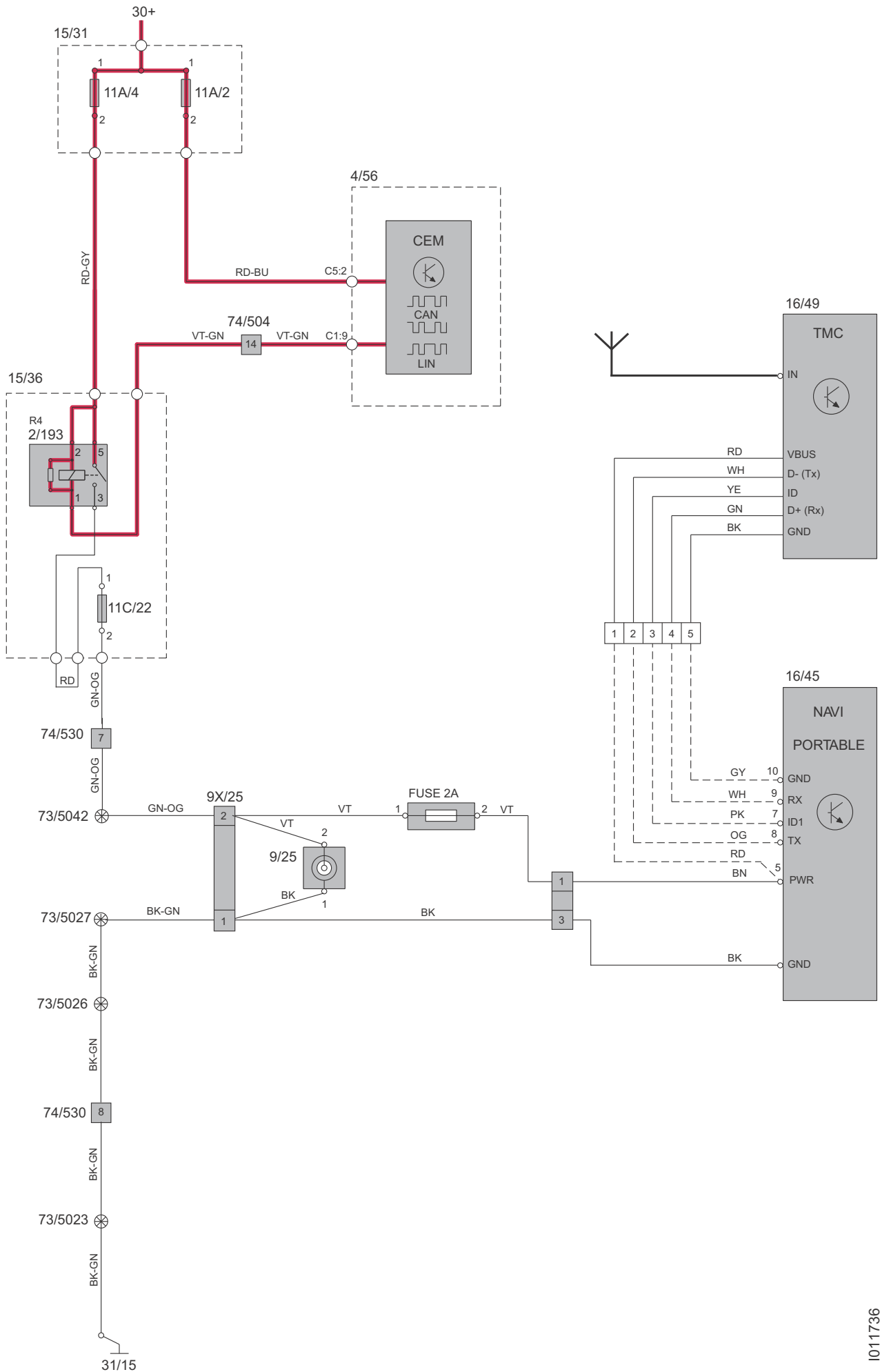
Bluetooth Handsfree



P00056

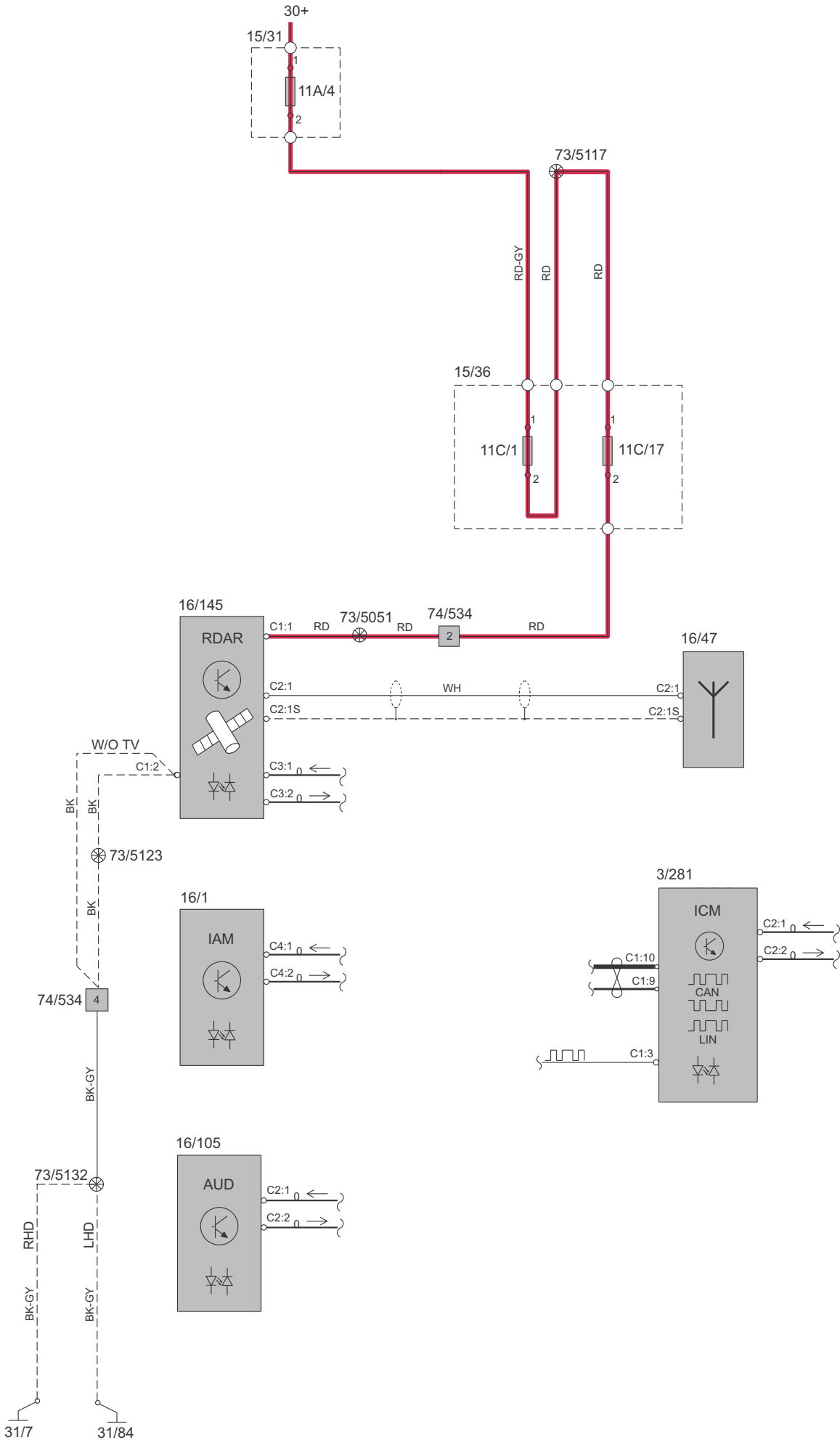
Group 39 Other, Accessories

Navigation system & Traffic information, portable

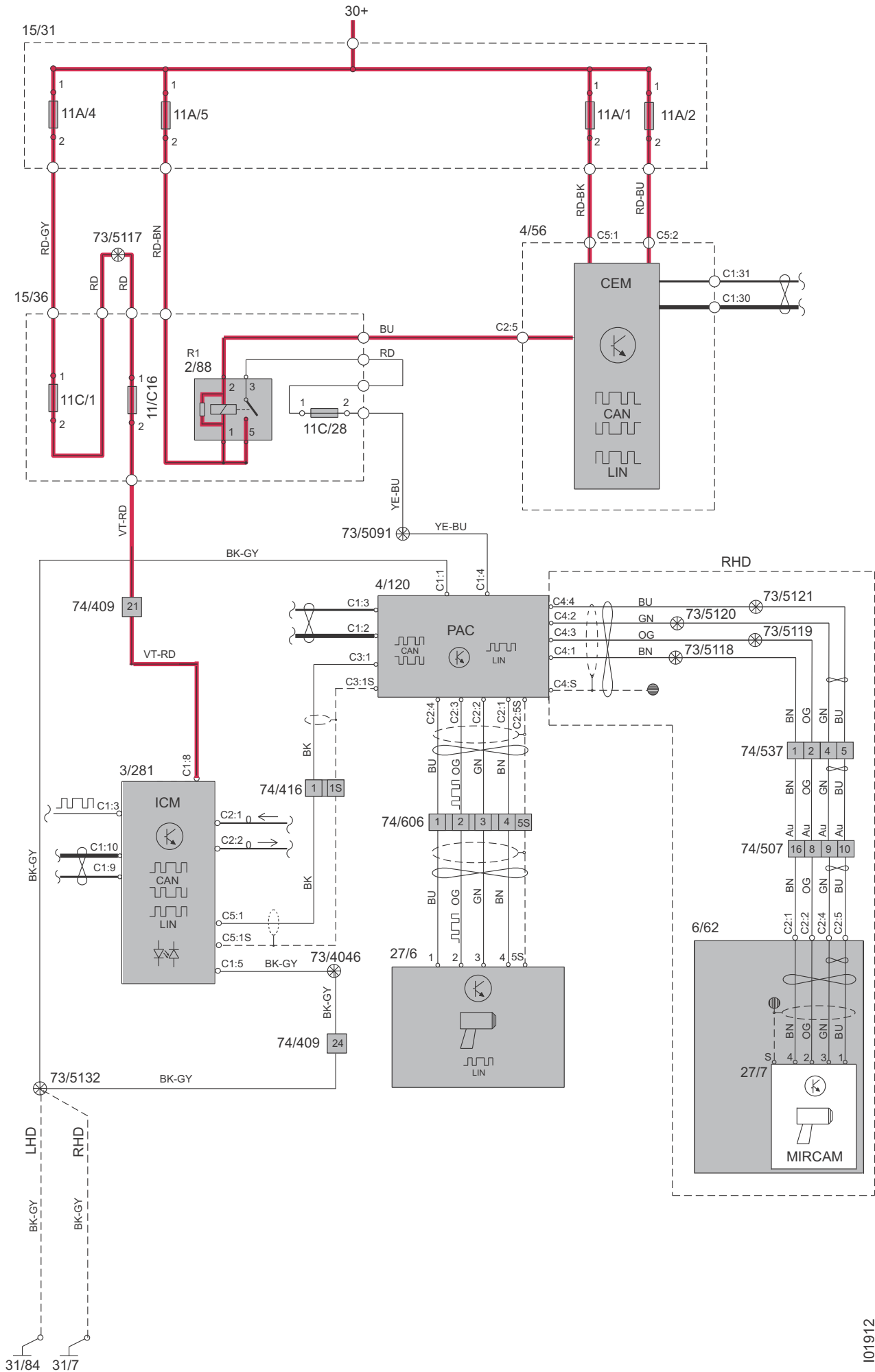


Group 39 Other, Accessories

Satellite radio



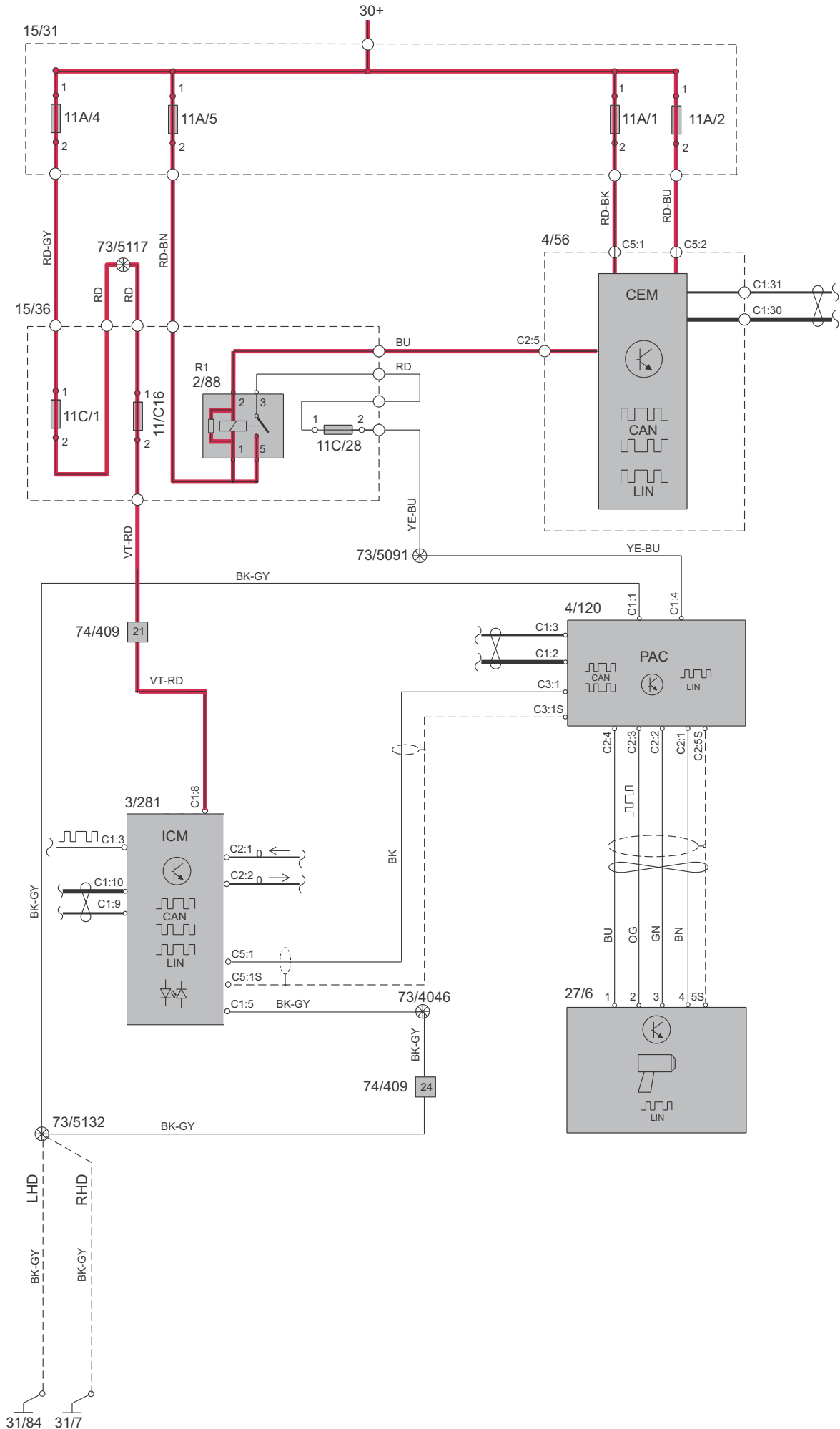
Group 39 Other Parking camera



I01912

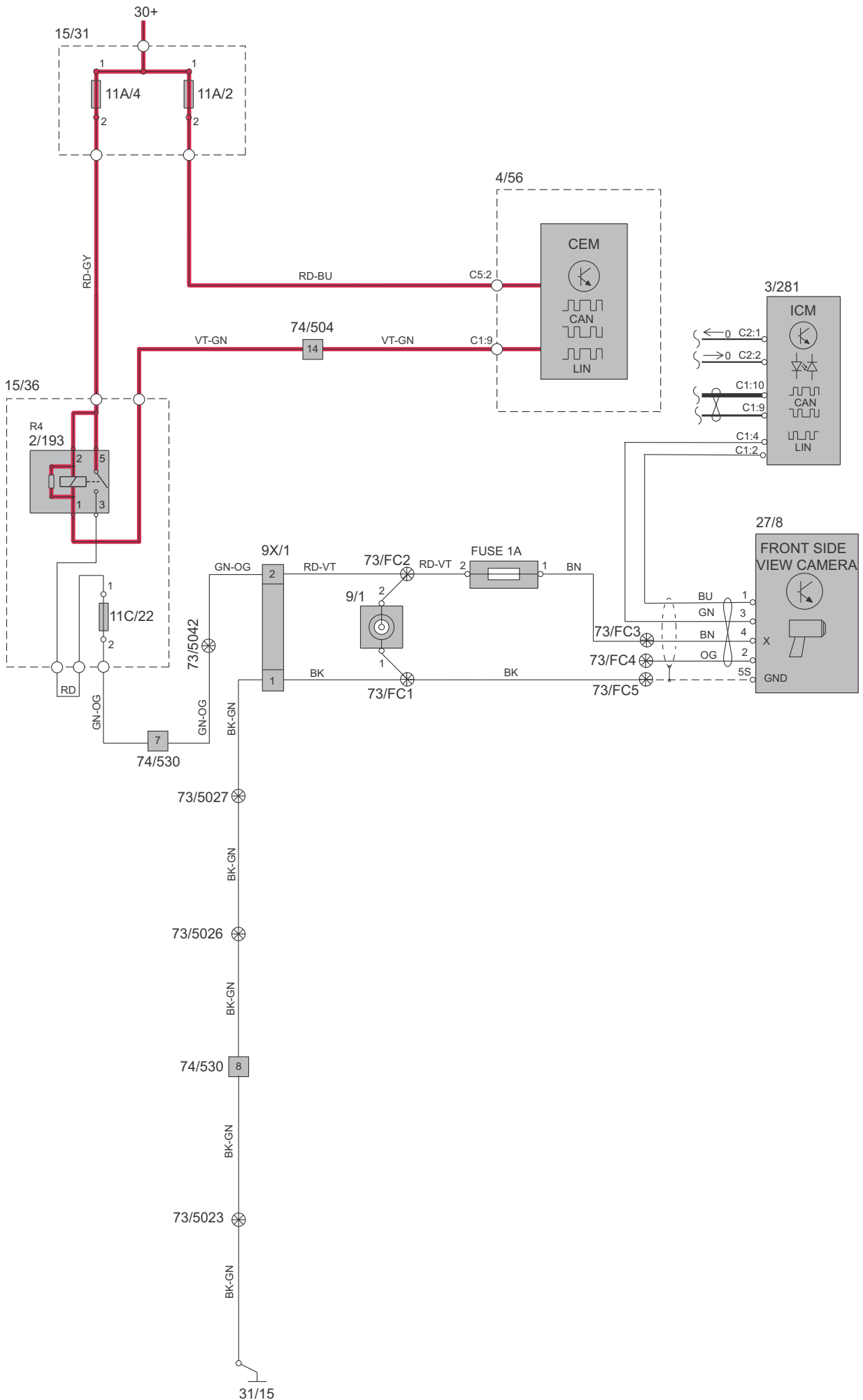
Group 39 Other, Accessories

Parking camera rear



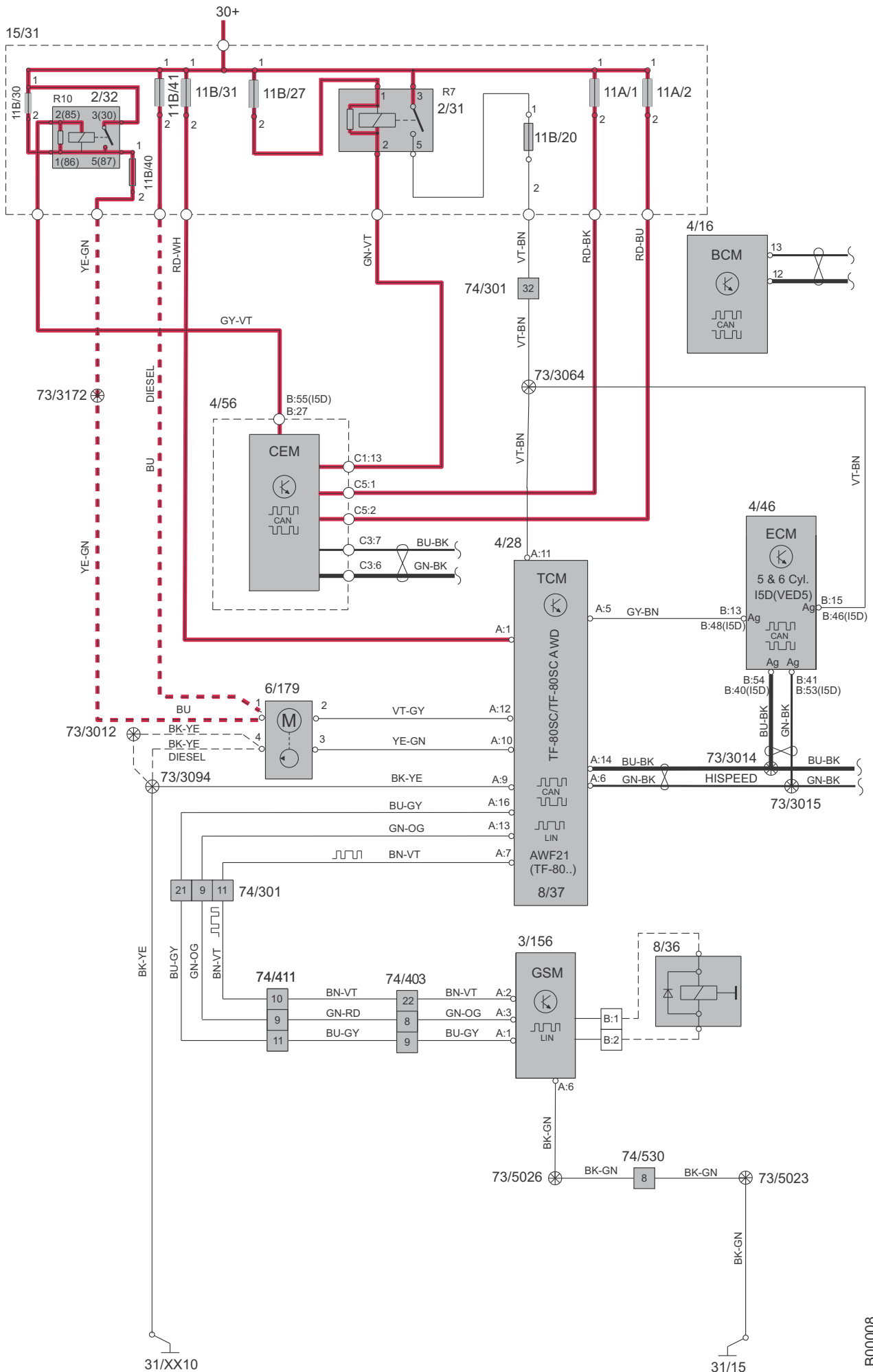
Group 39 Other, Accessories

Wide angle camera front



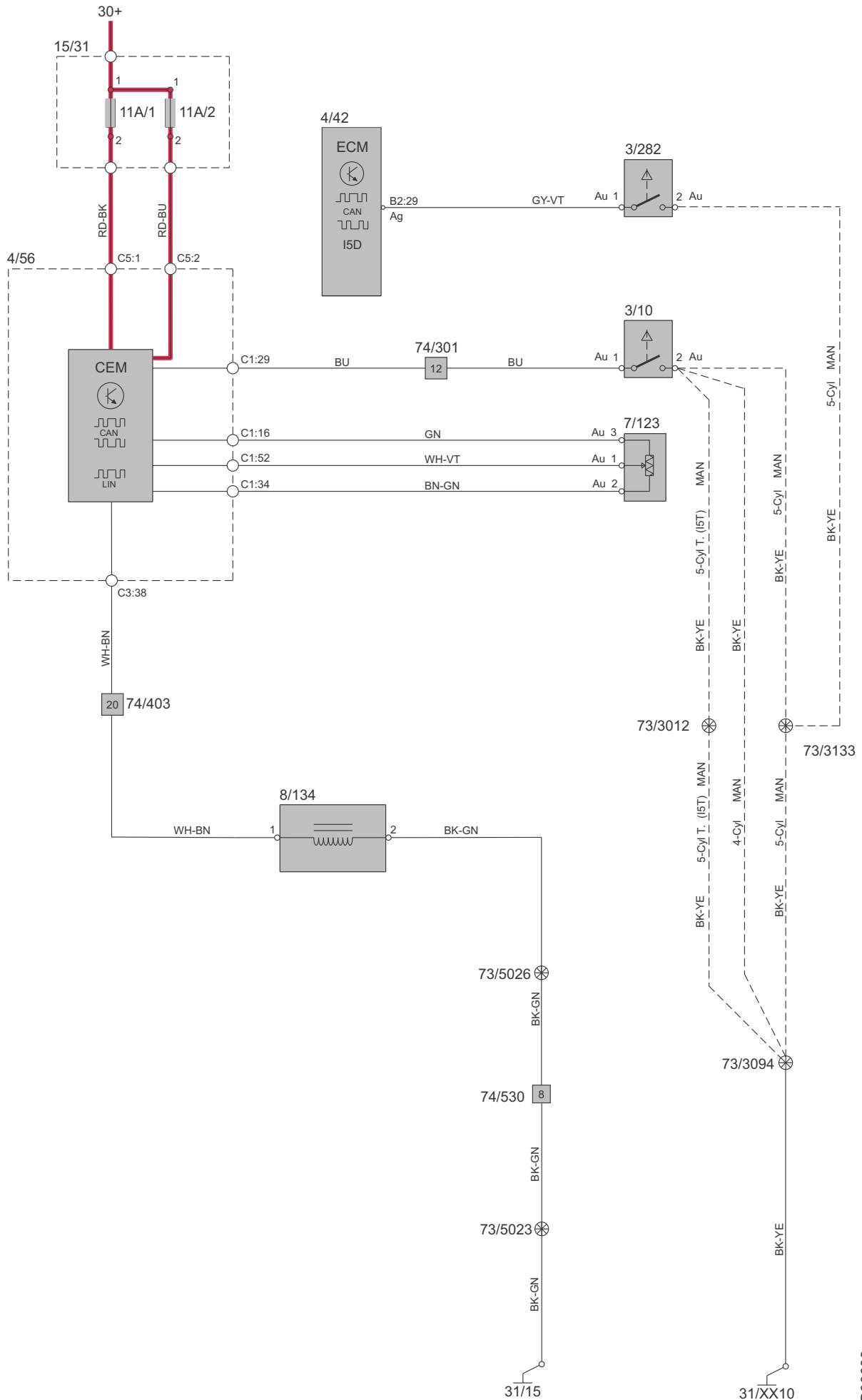
Group 43 Transmission

Automatic transmission AWF21



B00008

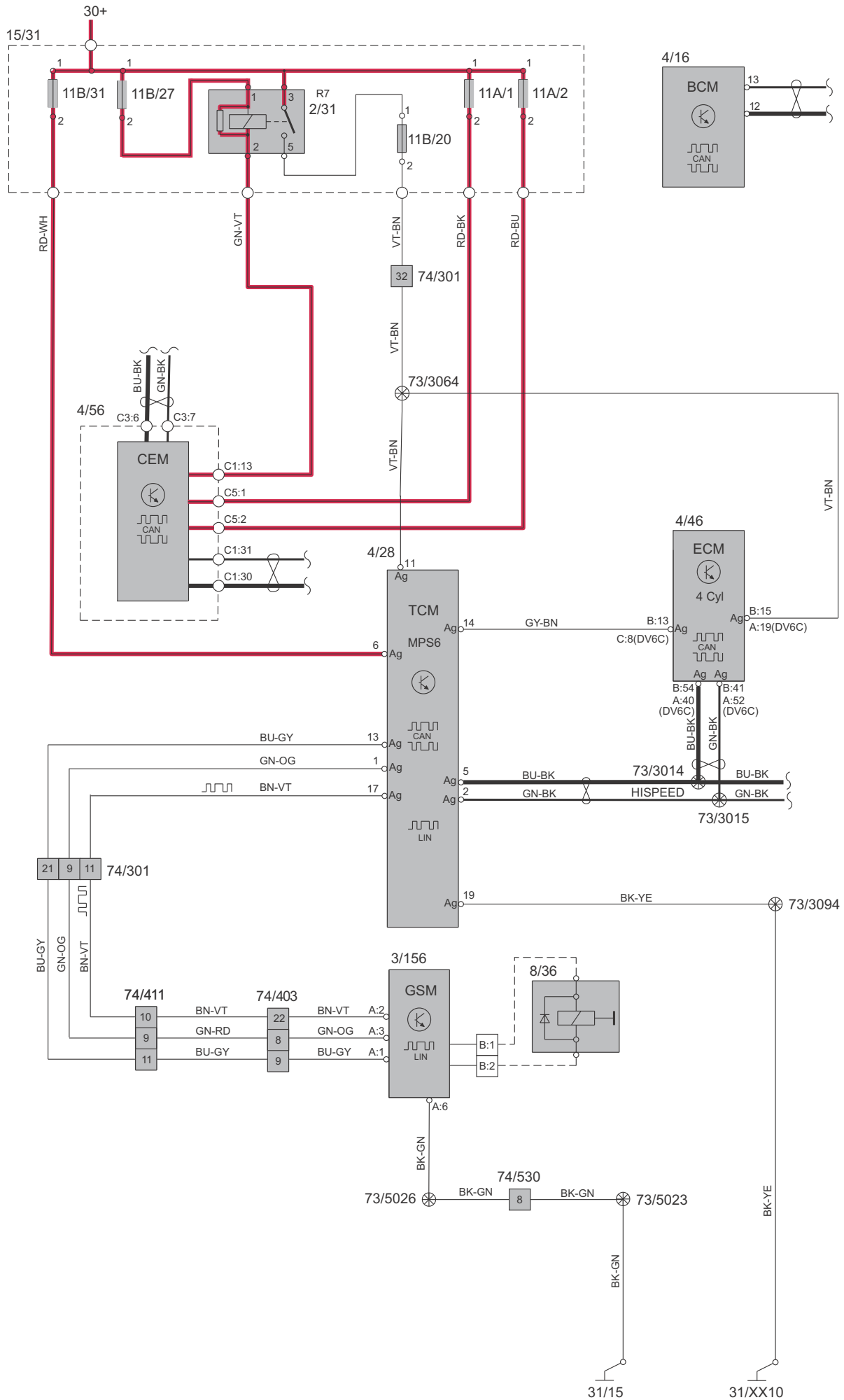
Group 43 Transmission Transmission M66



B00009

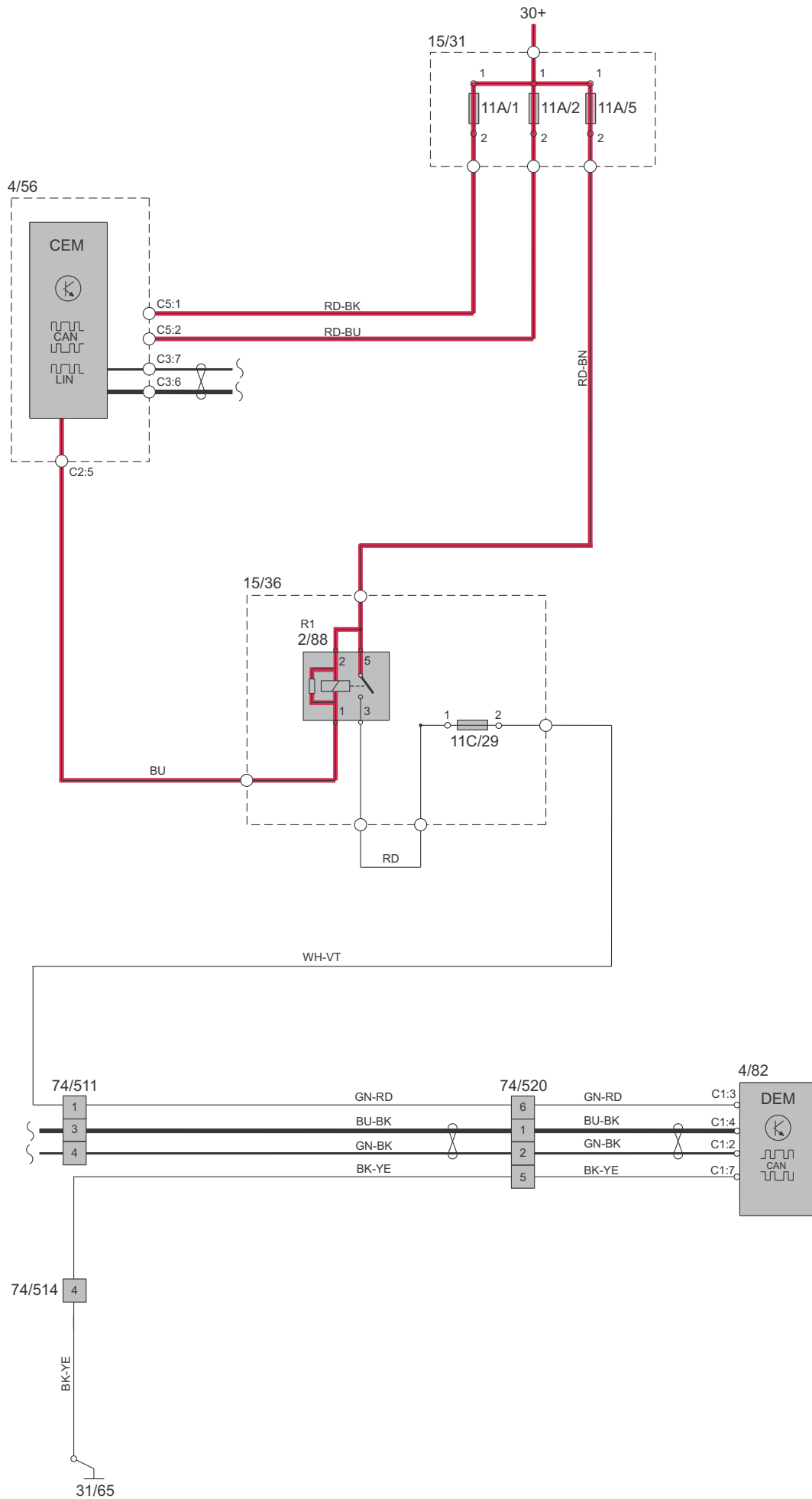
Group 43 Transmission

Automatic transmission MPS6



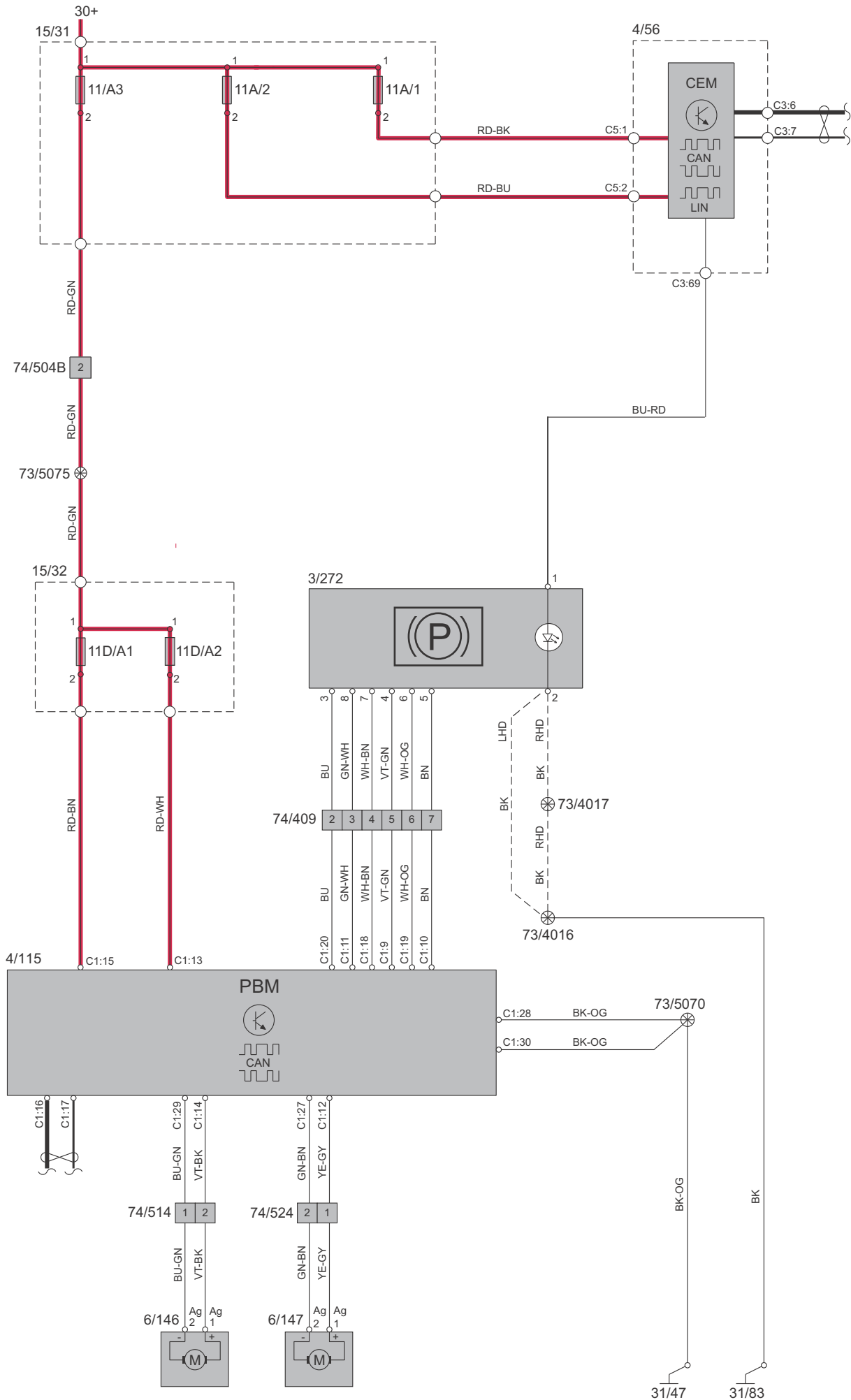
B00007

Group 43 Transmission Differential electronic module (DEM)



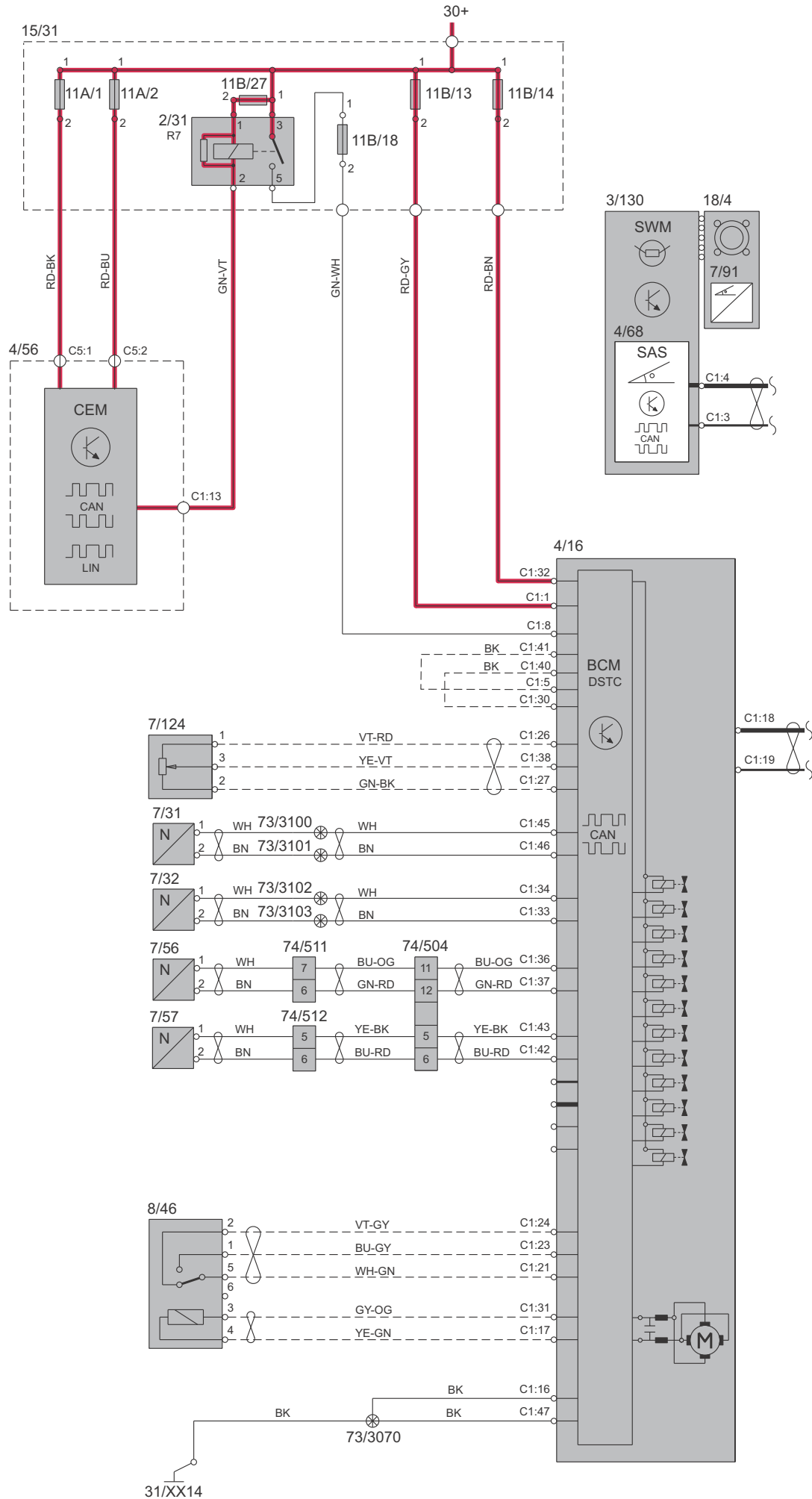
Group 55 Parking brake

Electric parking brake



Group 59 Brake system

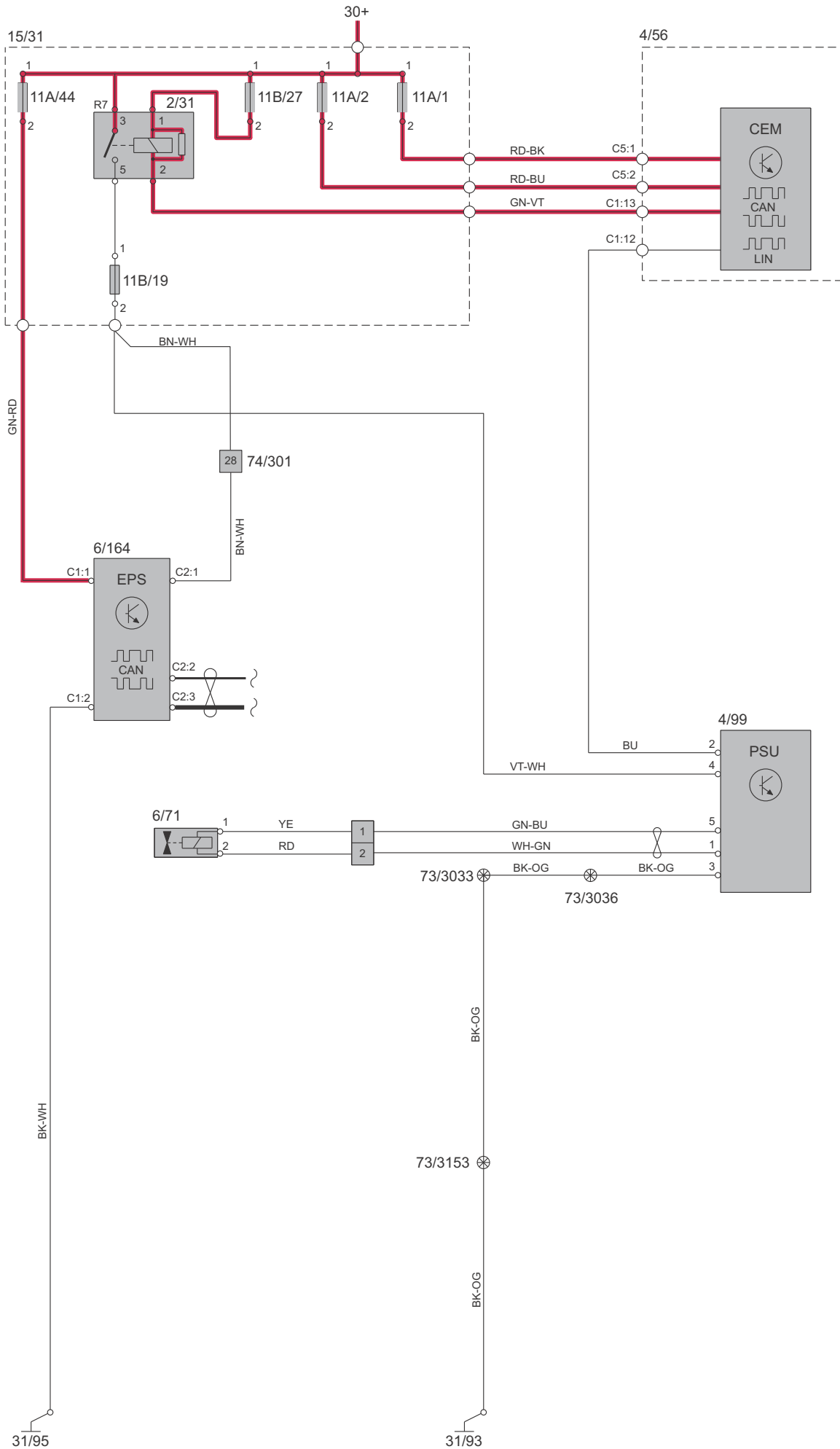
Brake control system & DSTC



I011115

Group 64 Steering

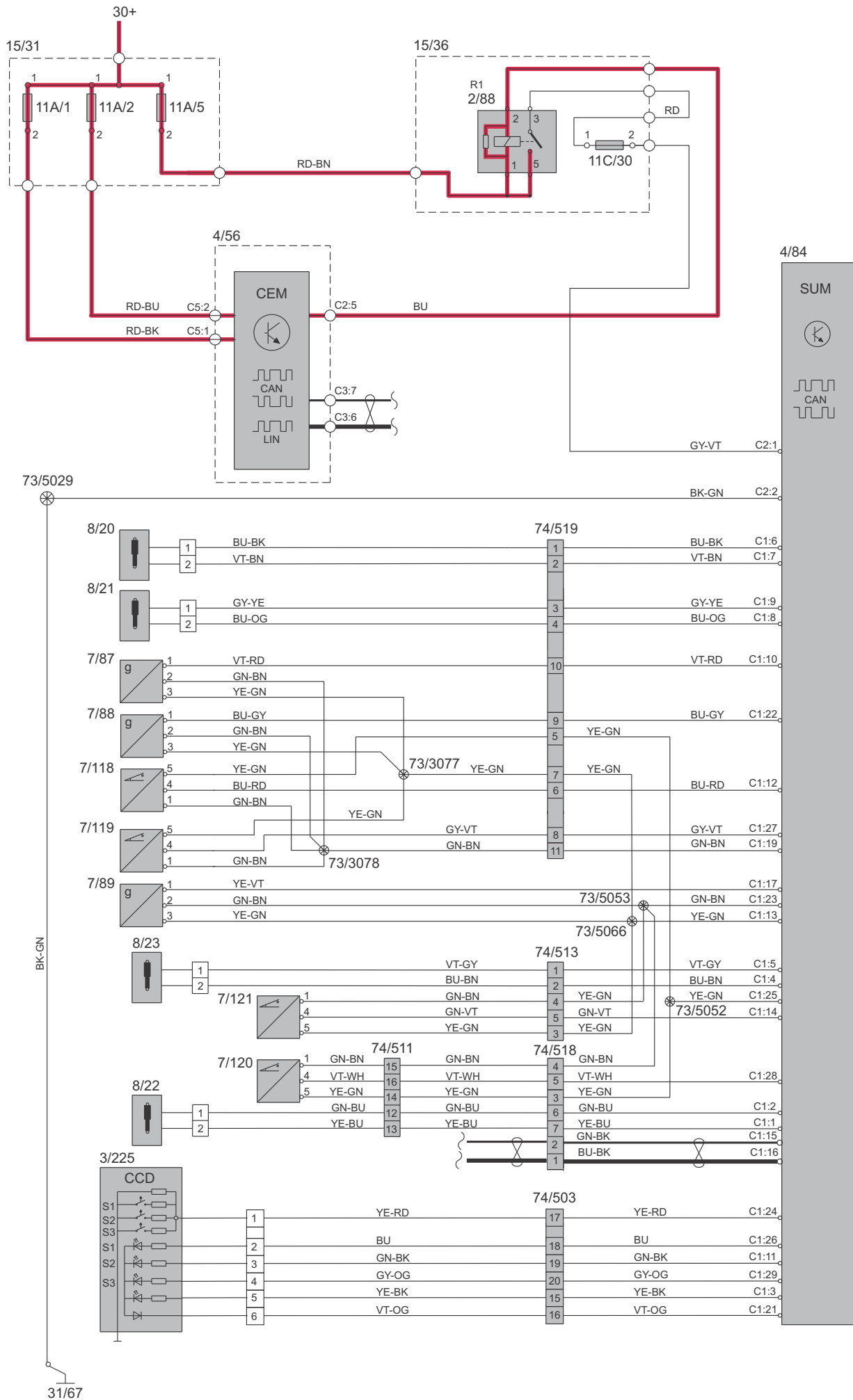
Speed dependent power steering



B00004

Group 76 Shock absorbers

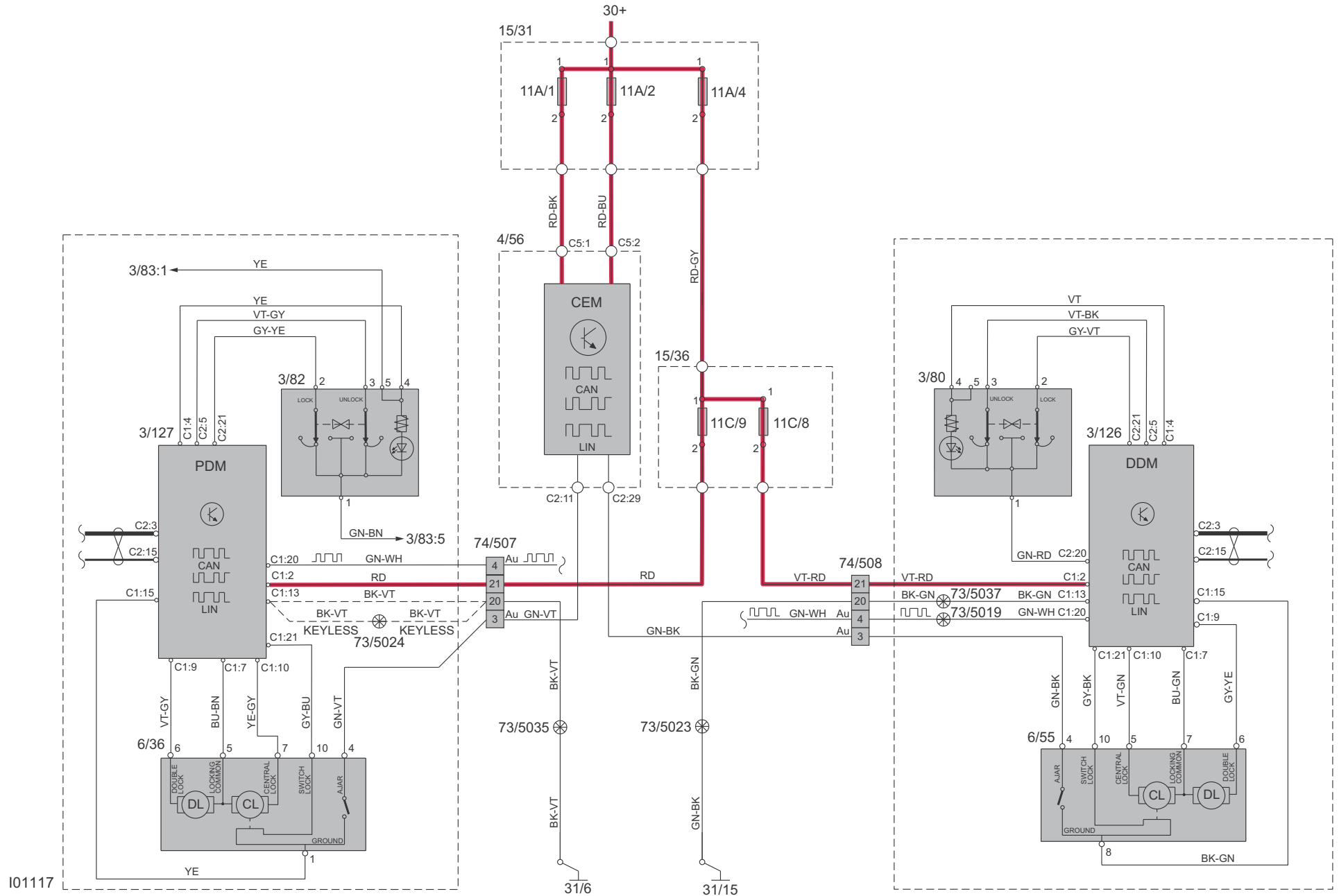
Four-C



I01114

Group 83 Doors and openings

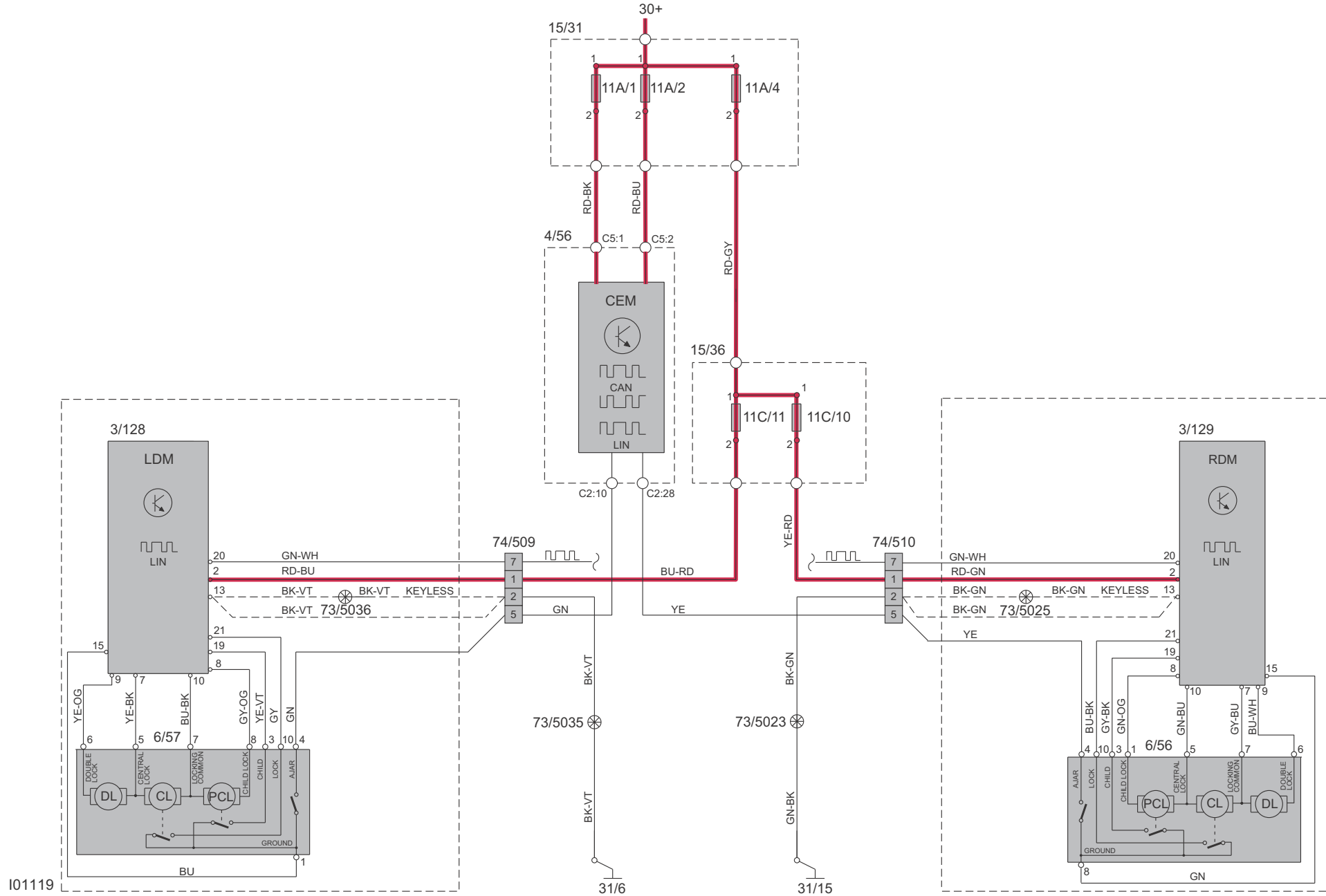
Central locking front doors RHD



I01117

Group 83 Doors and openings

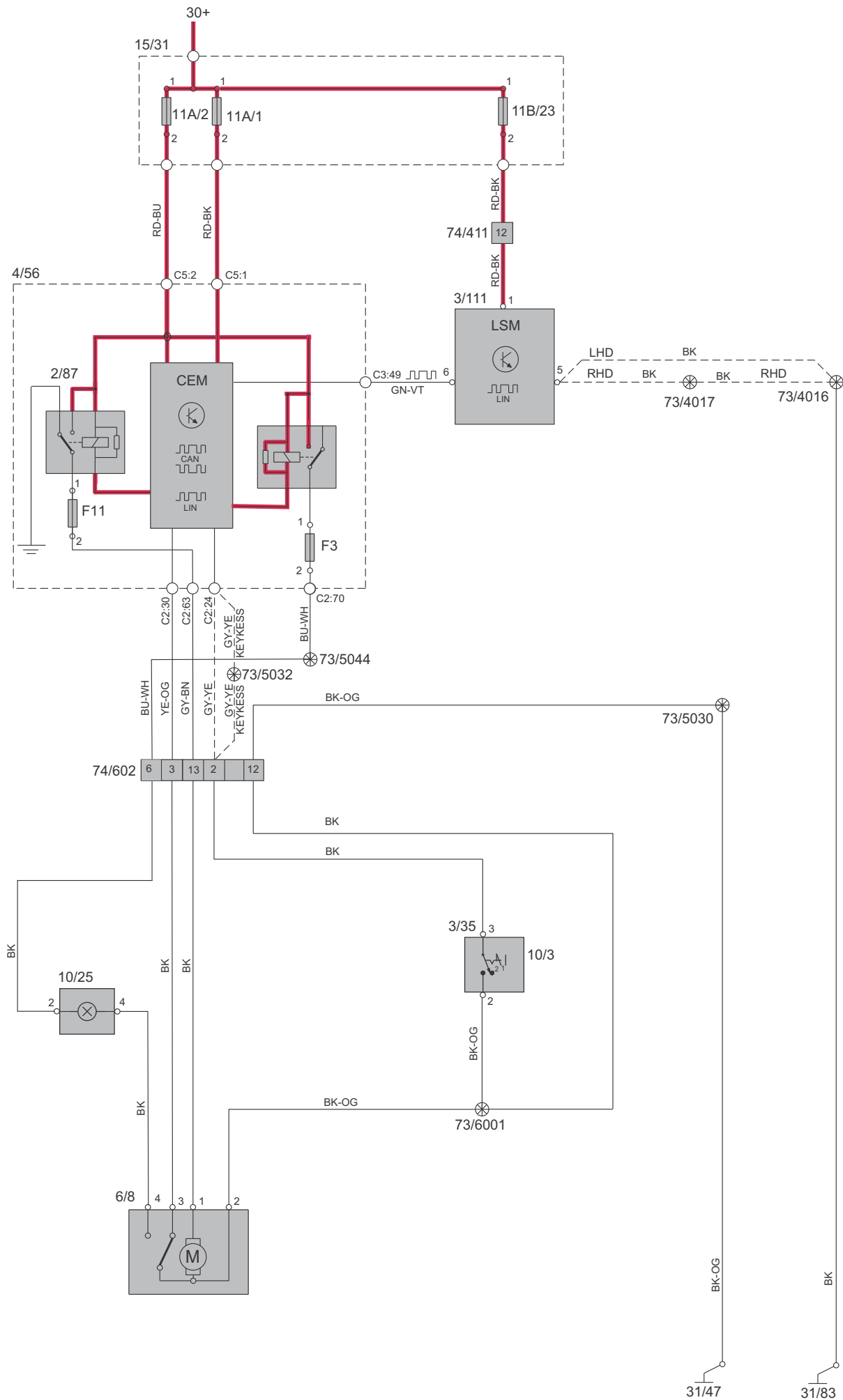
Central locking rear doors



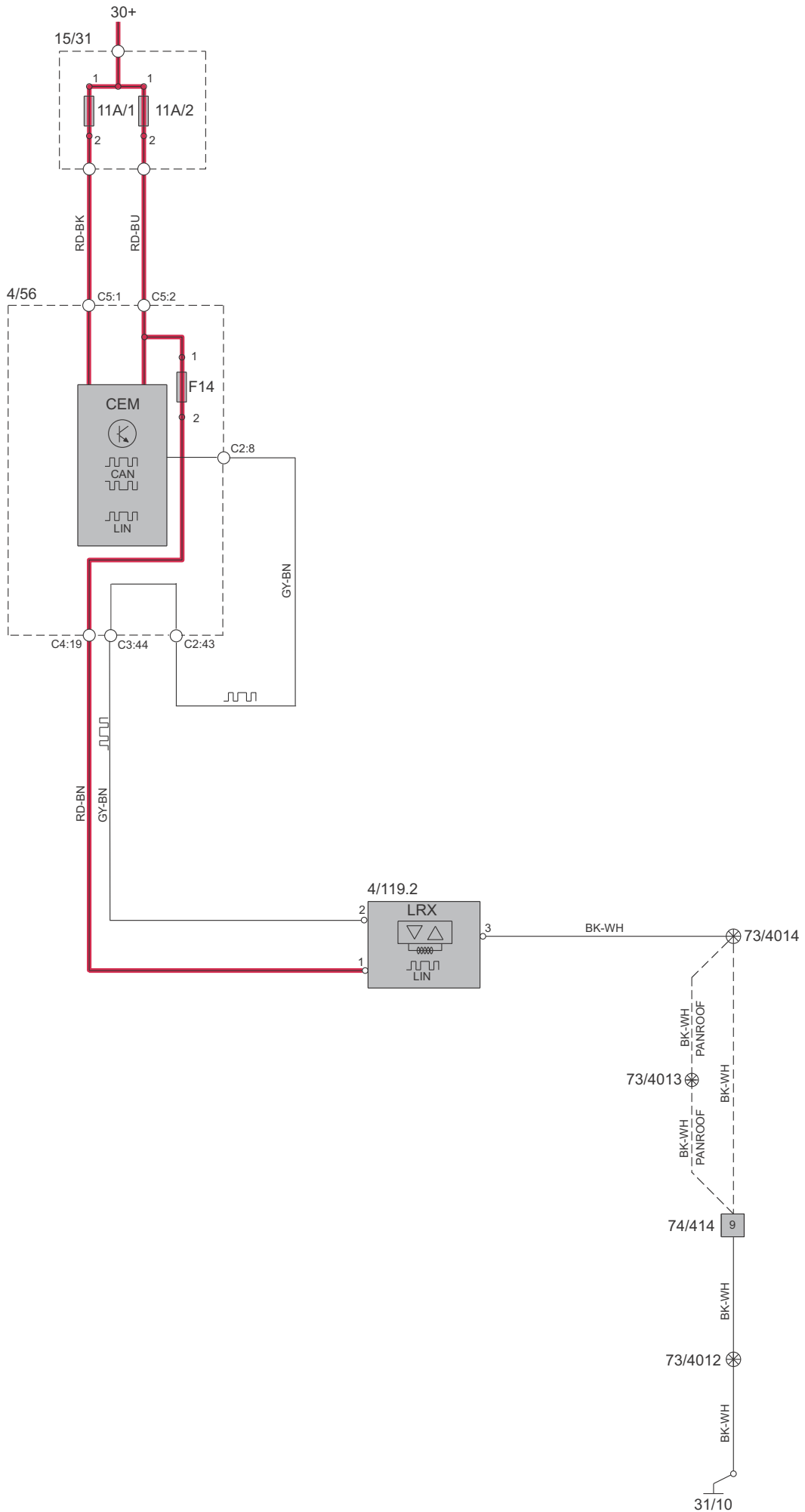
I01119

Group 83 Doors and openings

Central locking tailgate without POT

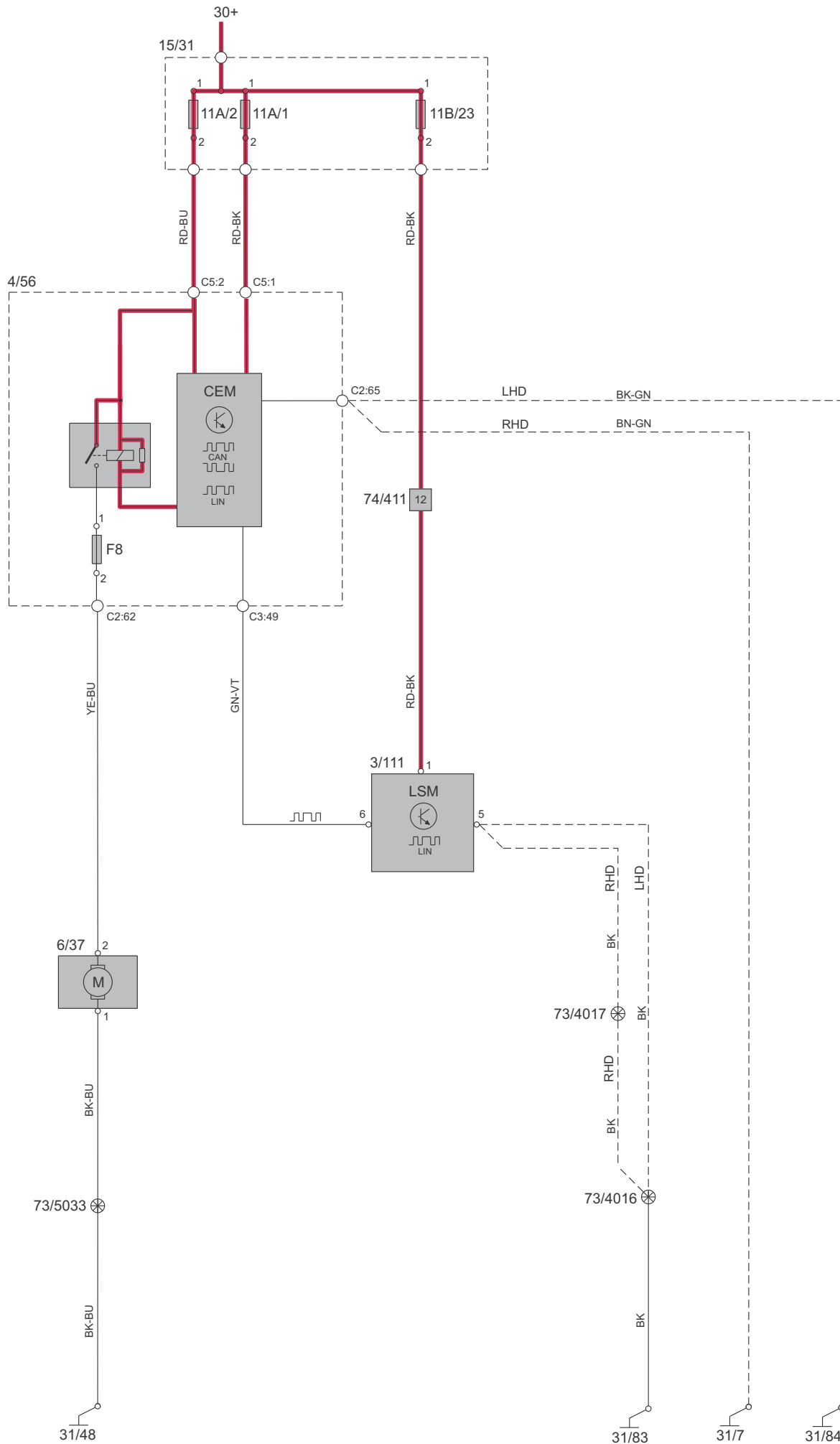


Group 83 Doors and openings Signal receiver central locking



Group 83 Doors and openings

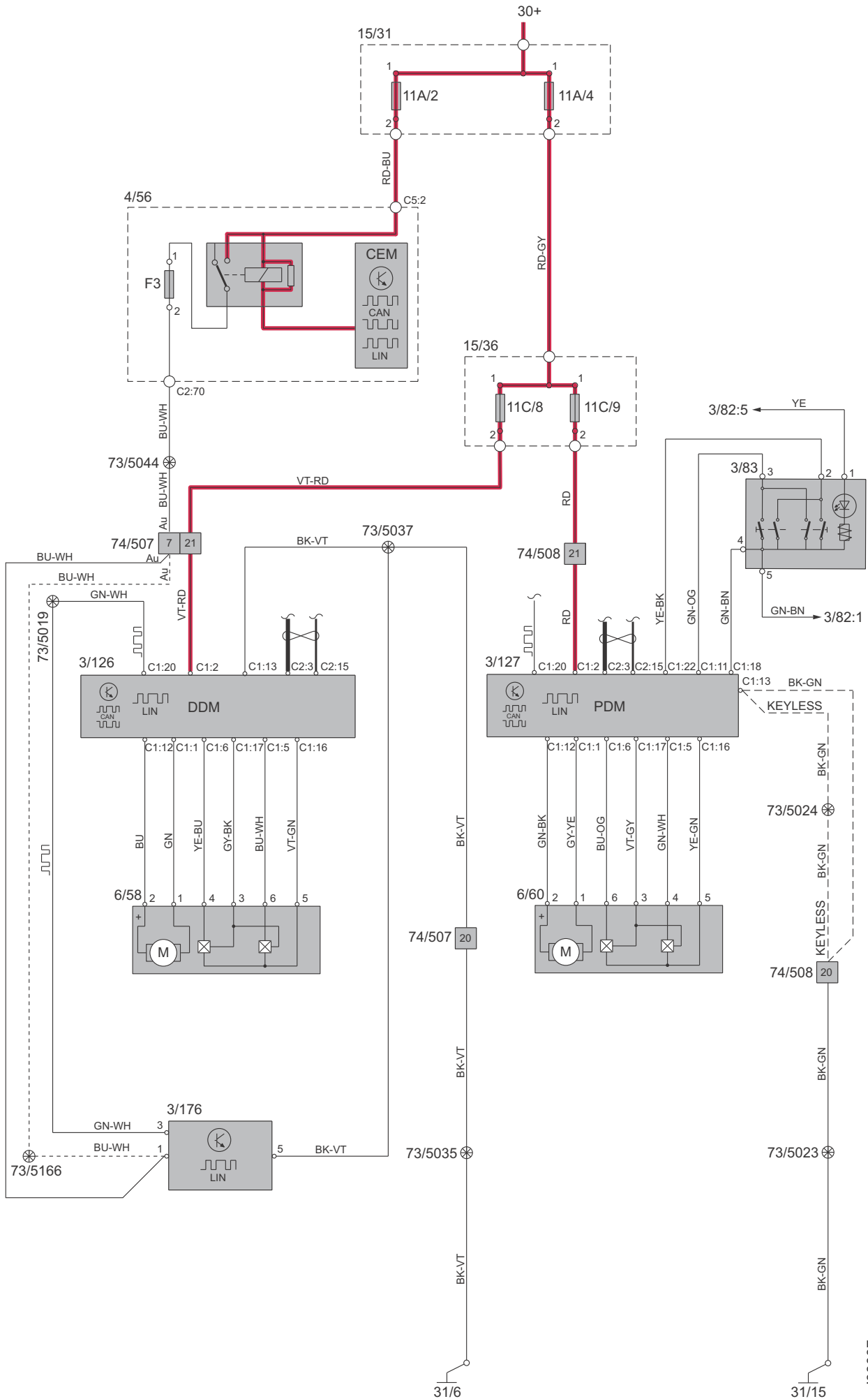
Central locking fuel filler flap



101124

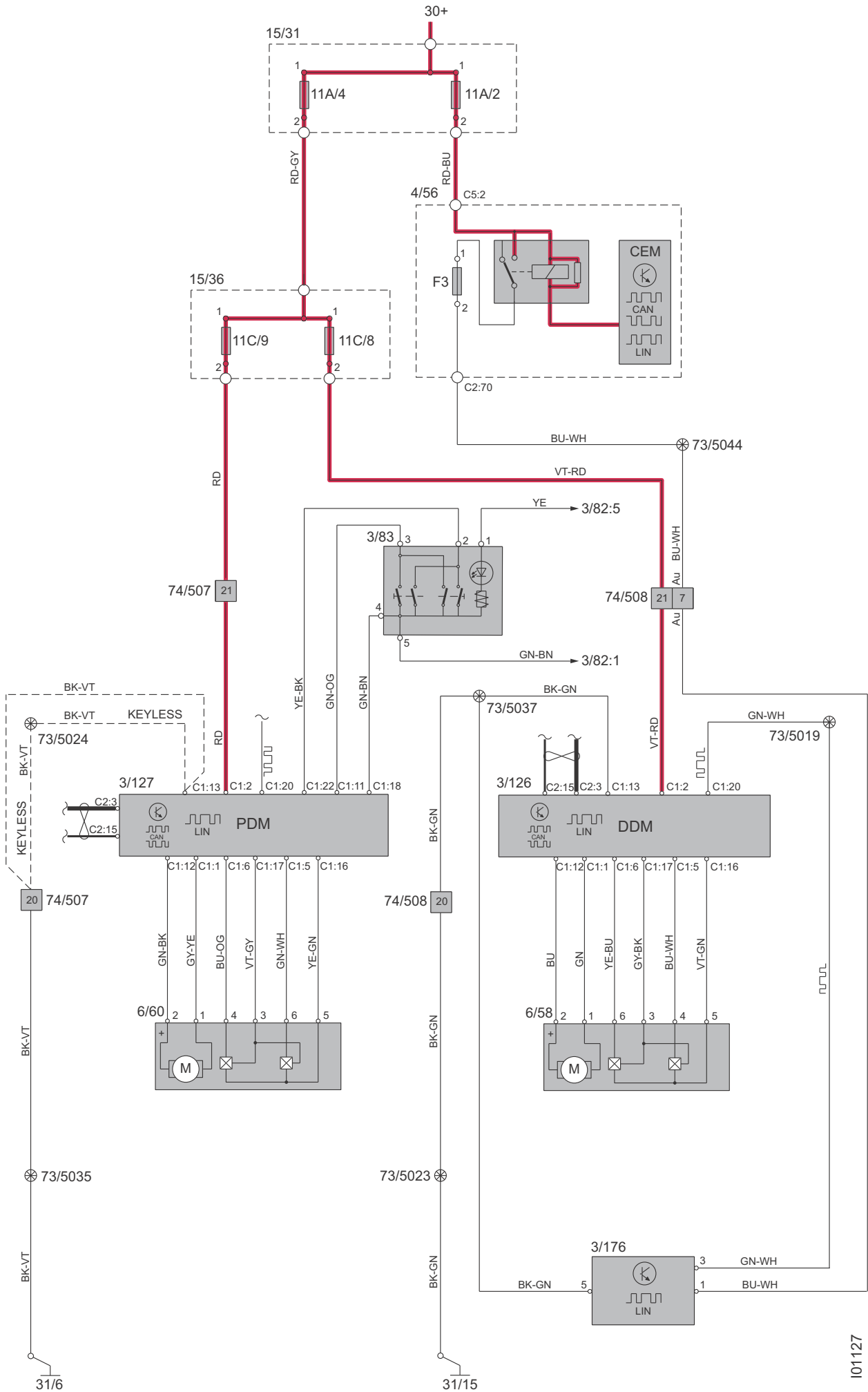
Group 83 Doors and openings

Power windows front doors LHD



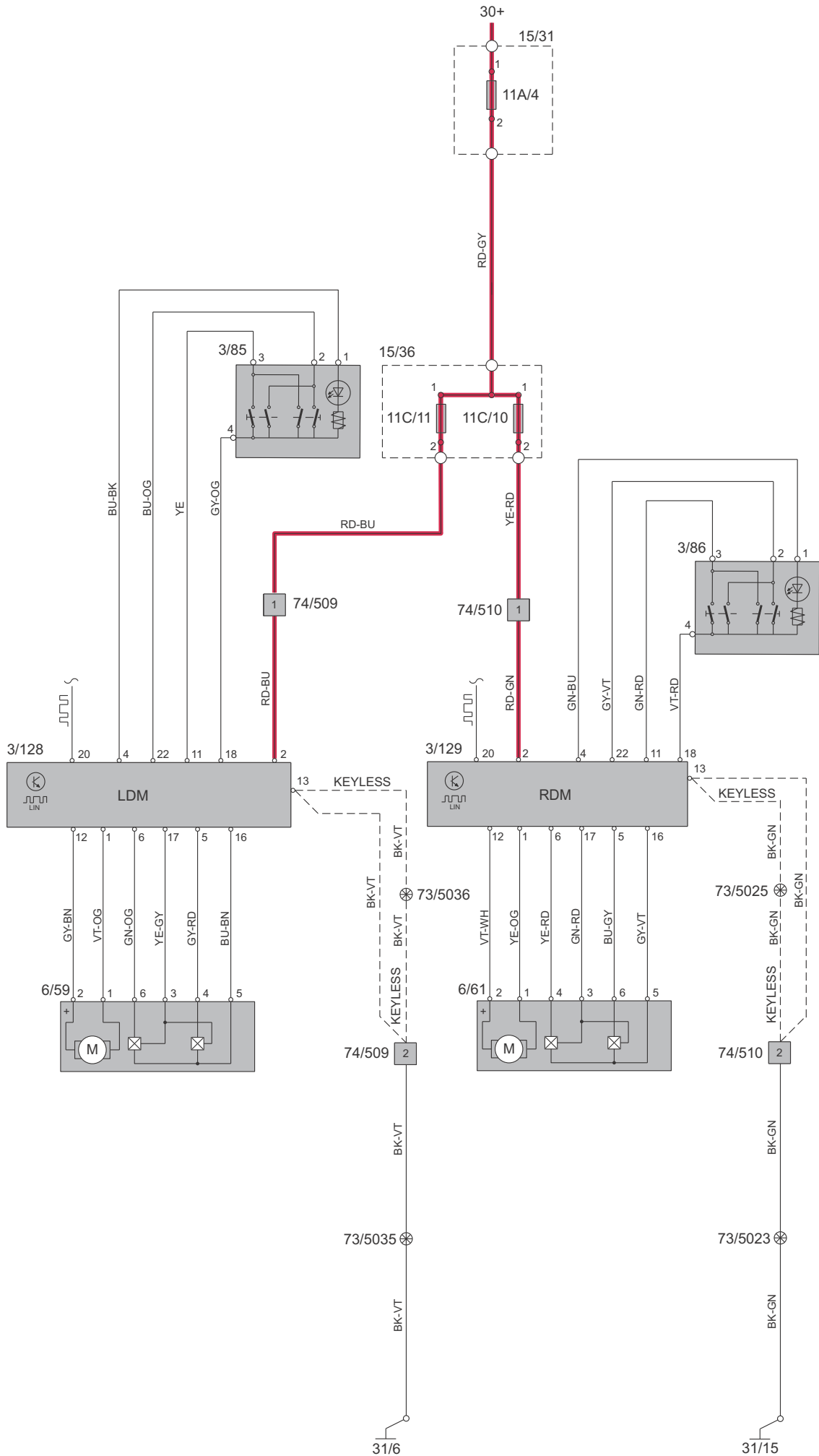
Group 83 Doors and openings

Power windows front doors RHD



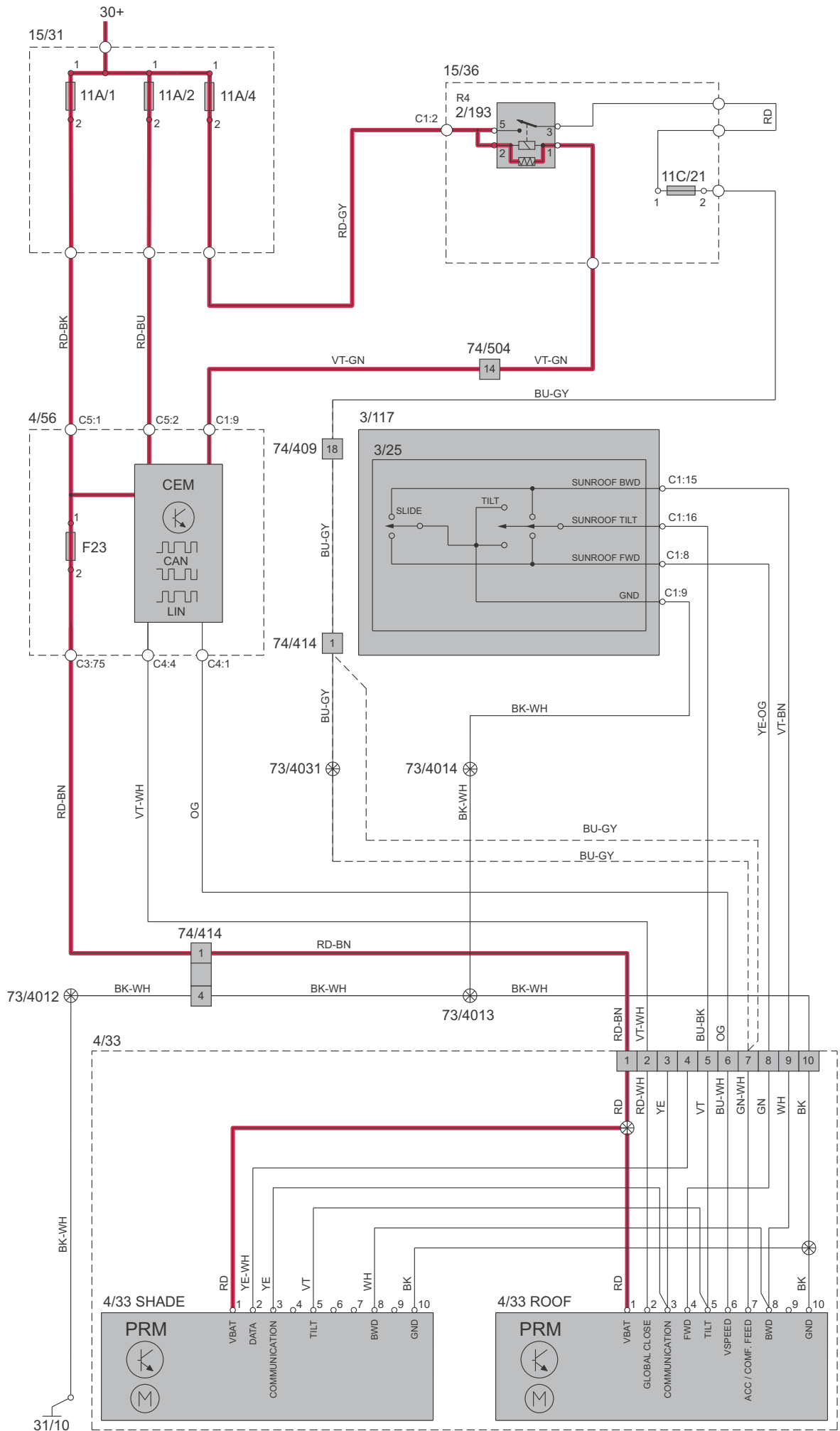
Group 83 Doors and openings

Power windows rear doors



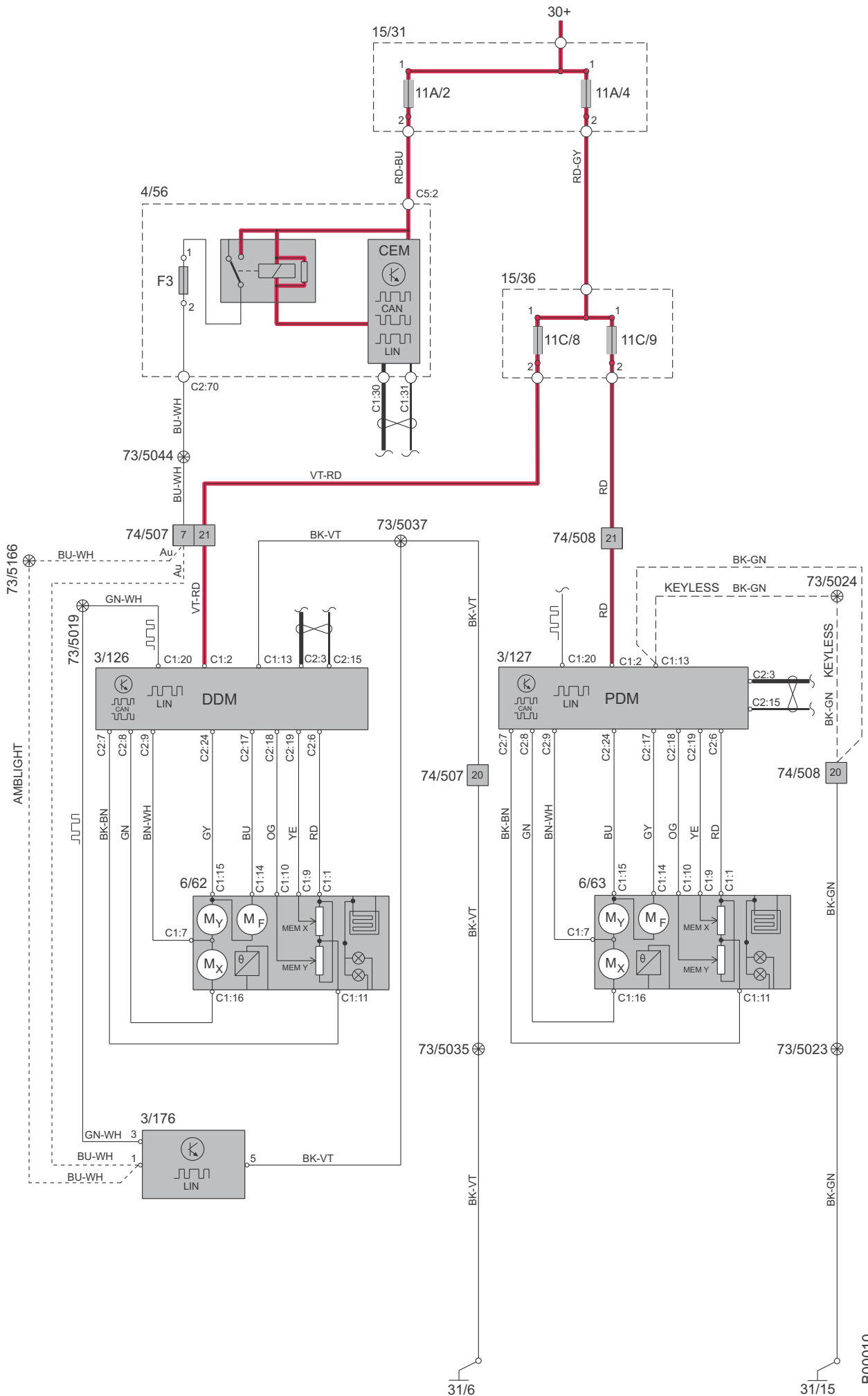
Group 83 Doors and openings

Power sunroof



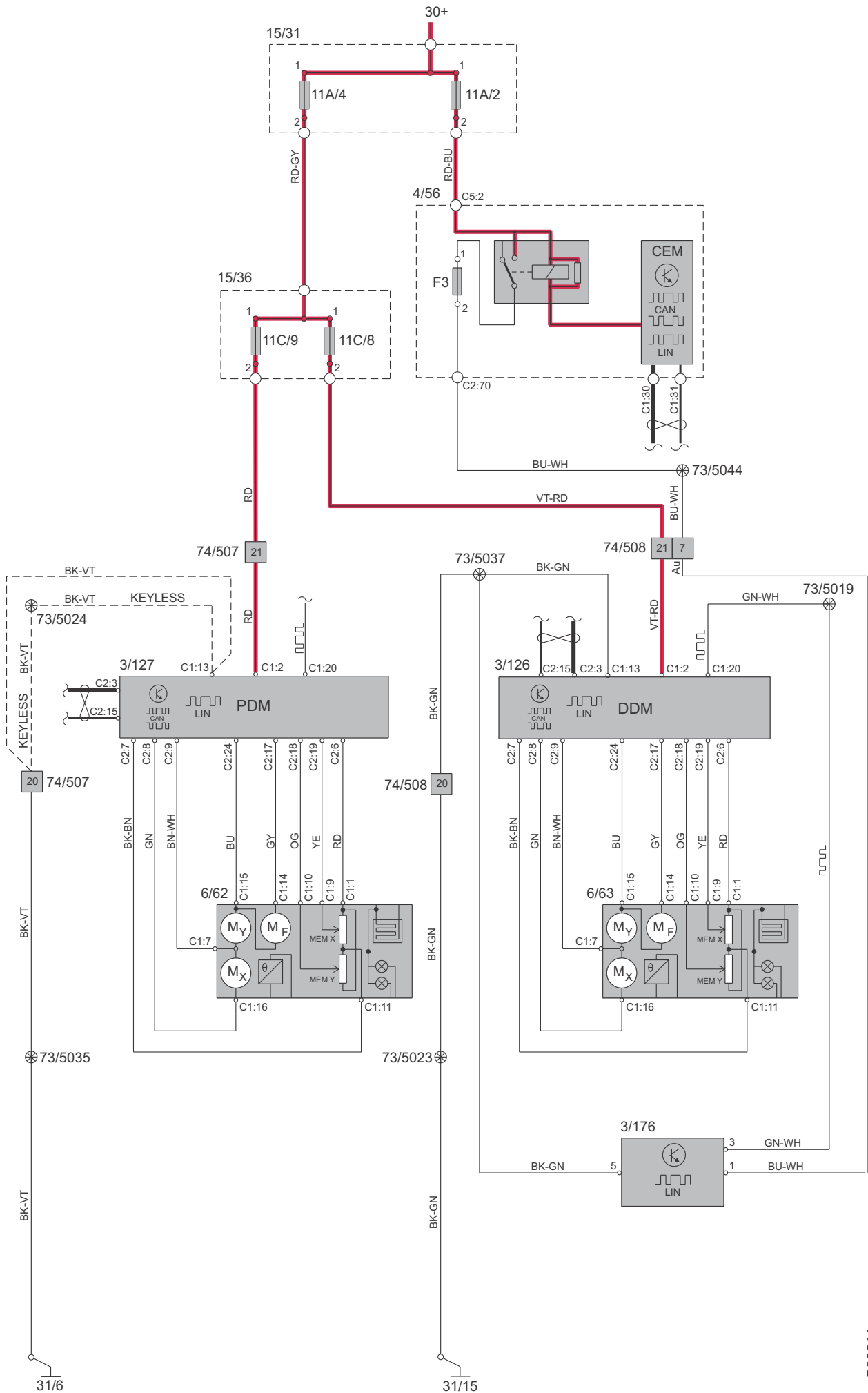
J00014

Group 84 Exterior decorative elements, etc. Power door mirrors LHD



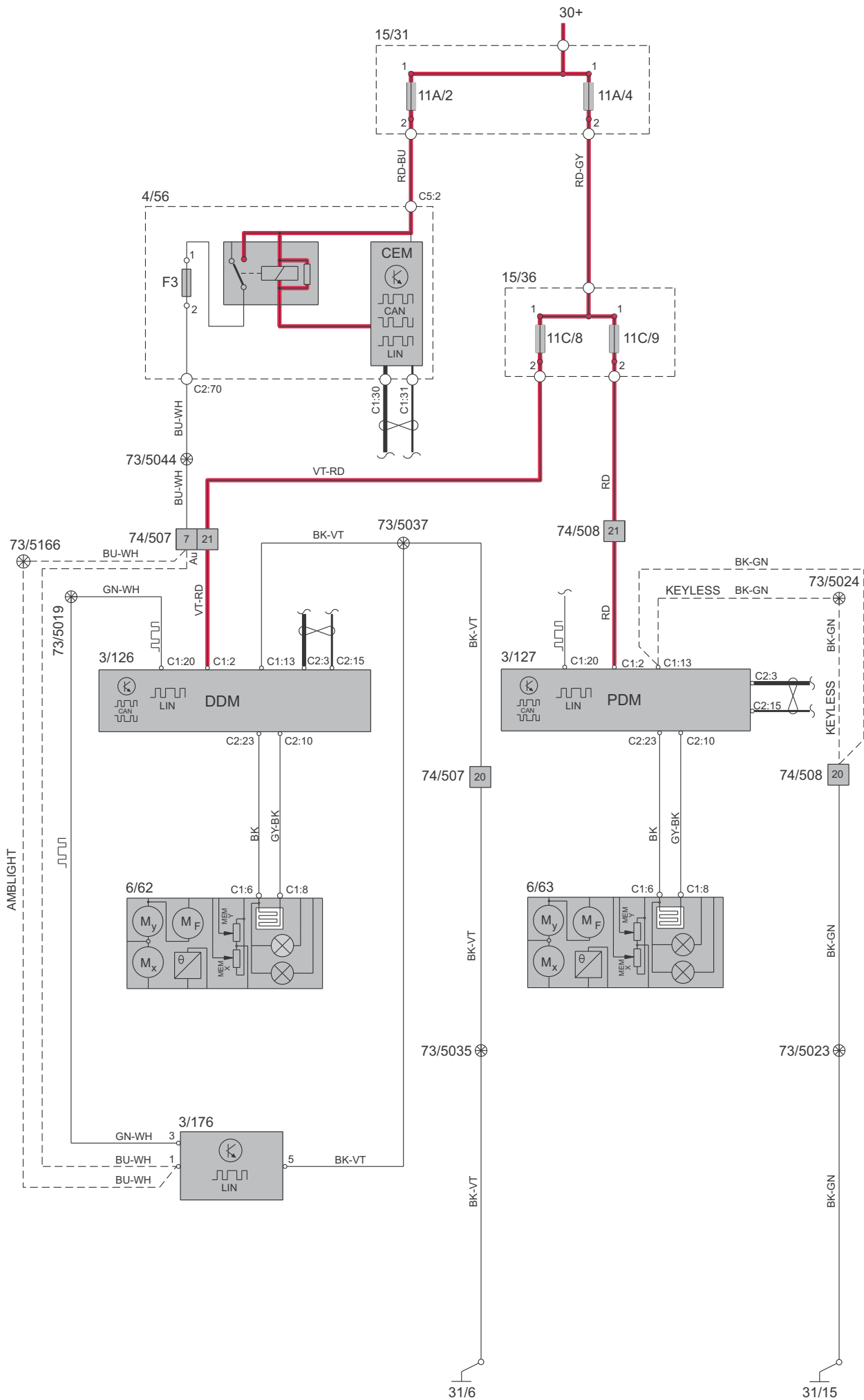
Group 84 Exterior decorative elements, etc.

Power door mirrors RHD

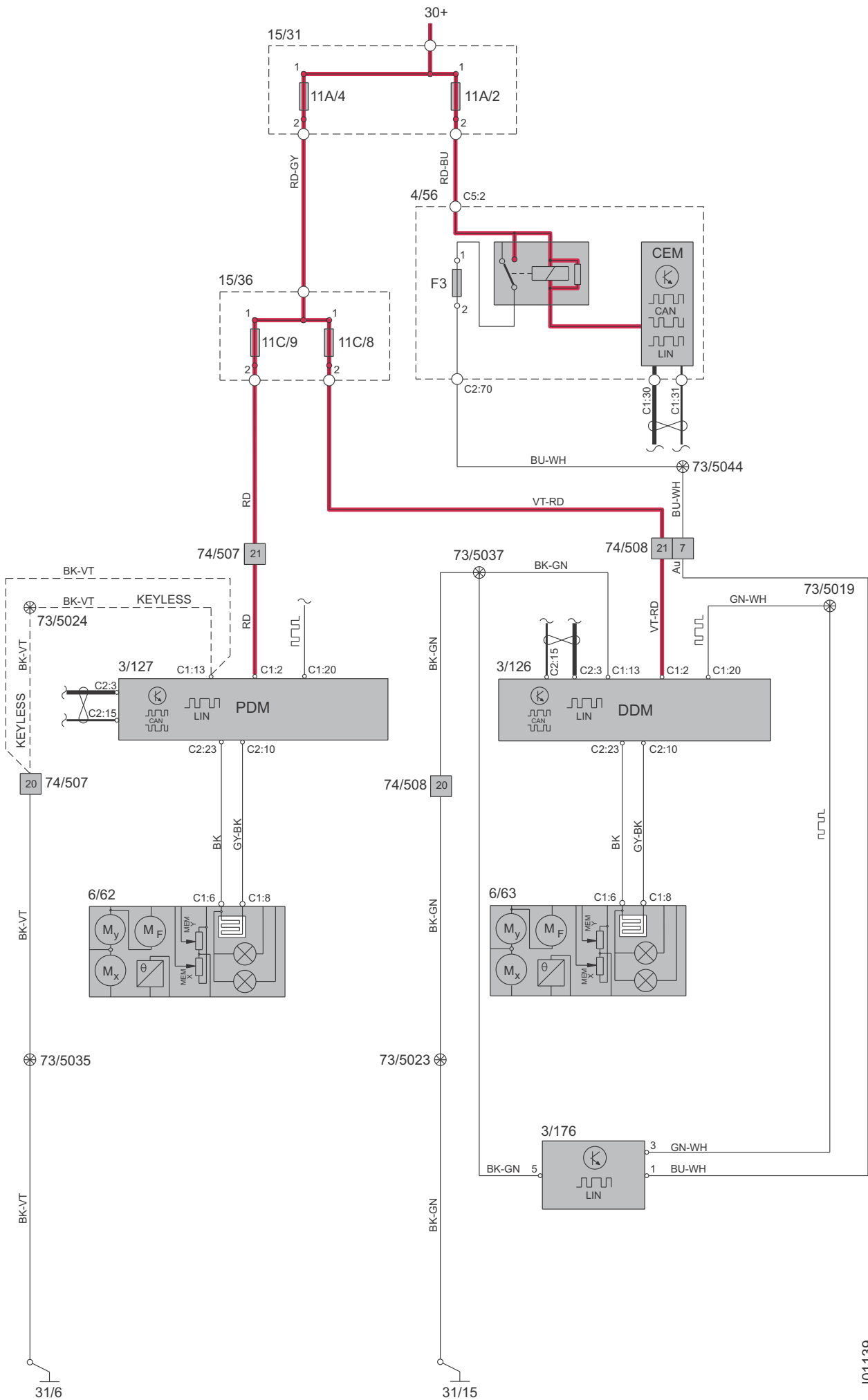


B00011

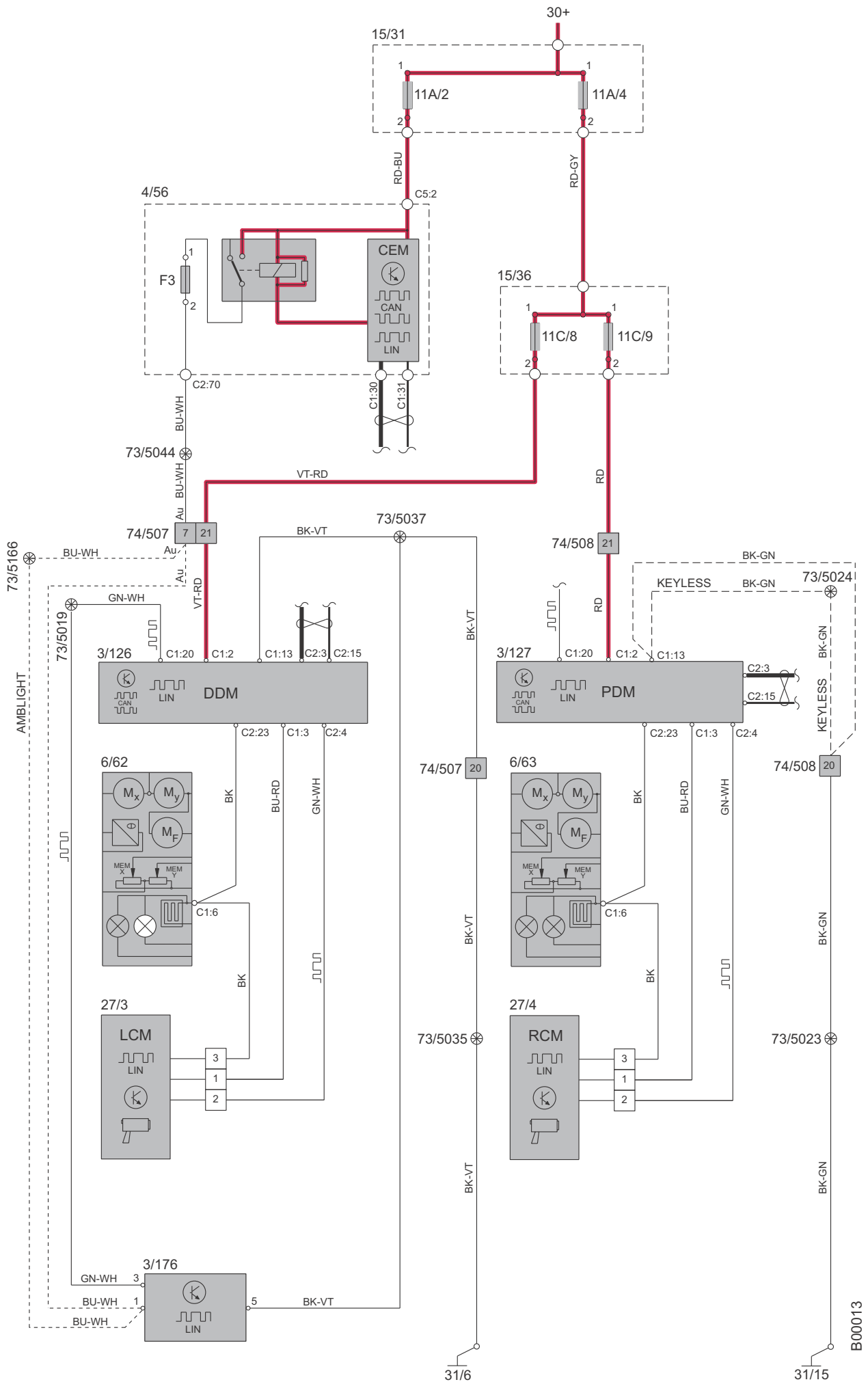
Group 84 Exterior decorative elements, etc. Heated door mirrors LHD



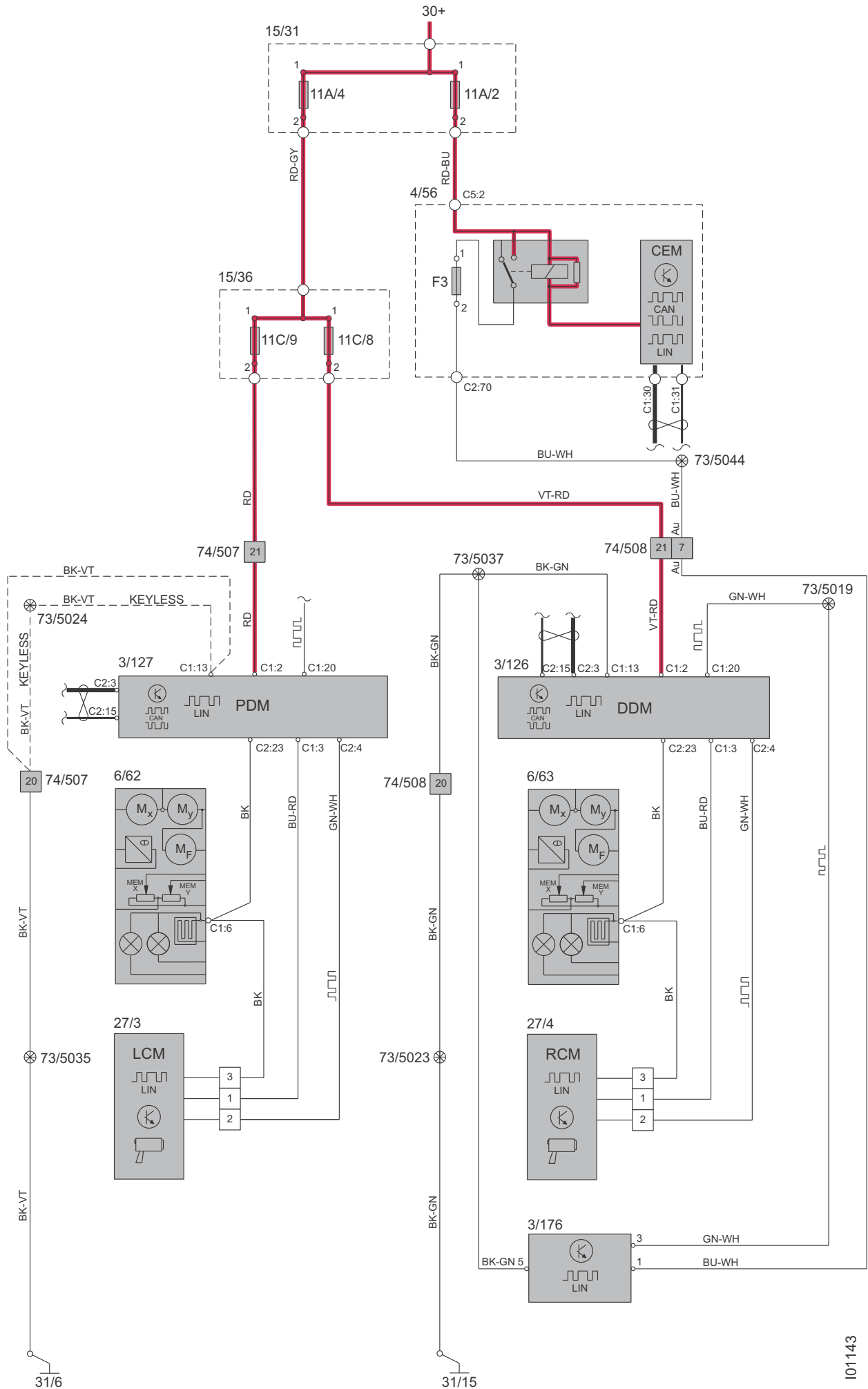
Group 84 Exterior decorative elements, etc. Heated door mirrors RHD



Group 84 Exterior decorative elements, etc. Blind spot information system LHD



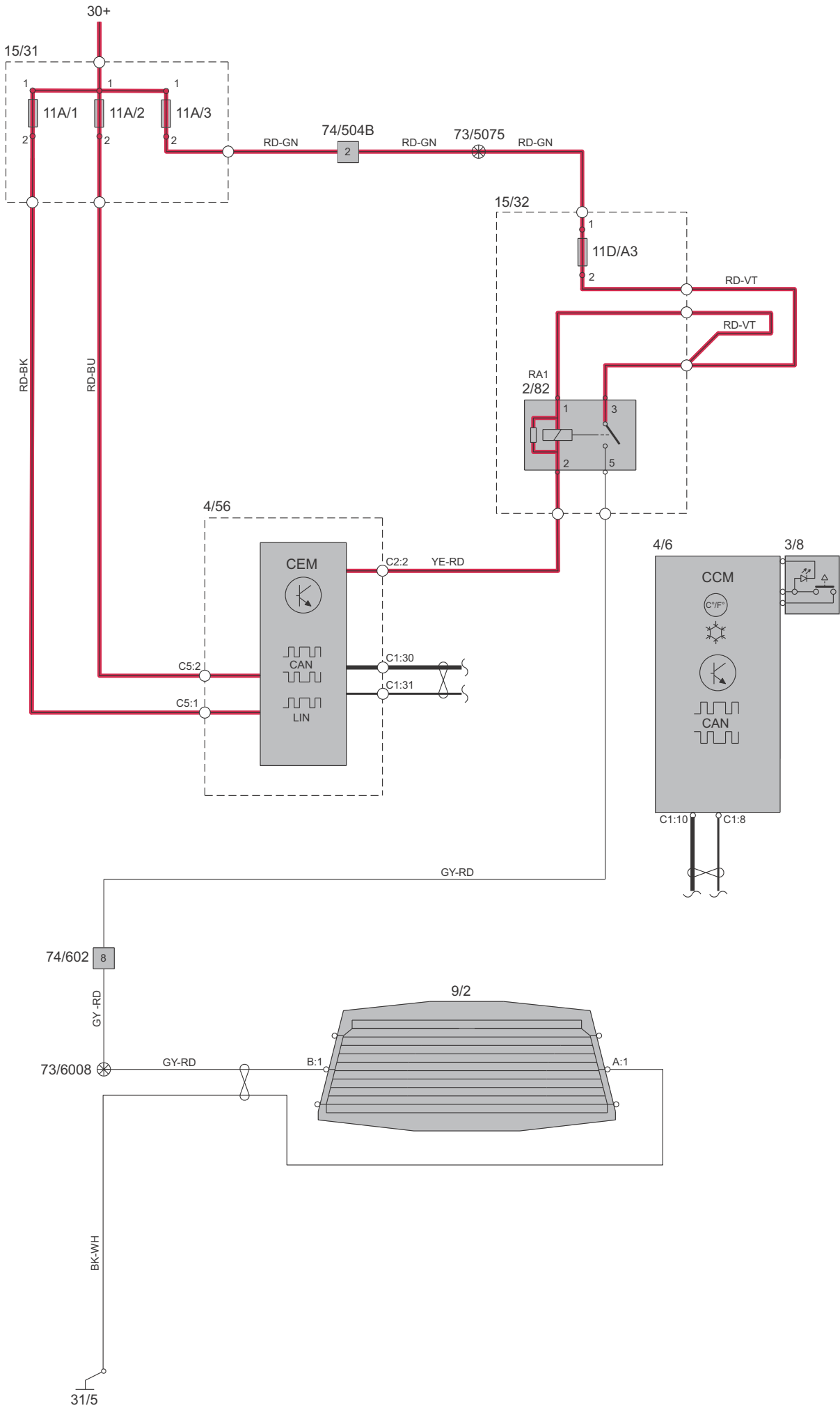
Group 84 Exterior decorative elements, etc. Blind spot information system RHD



I01143

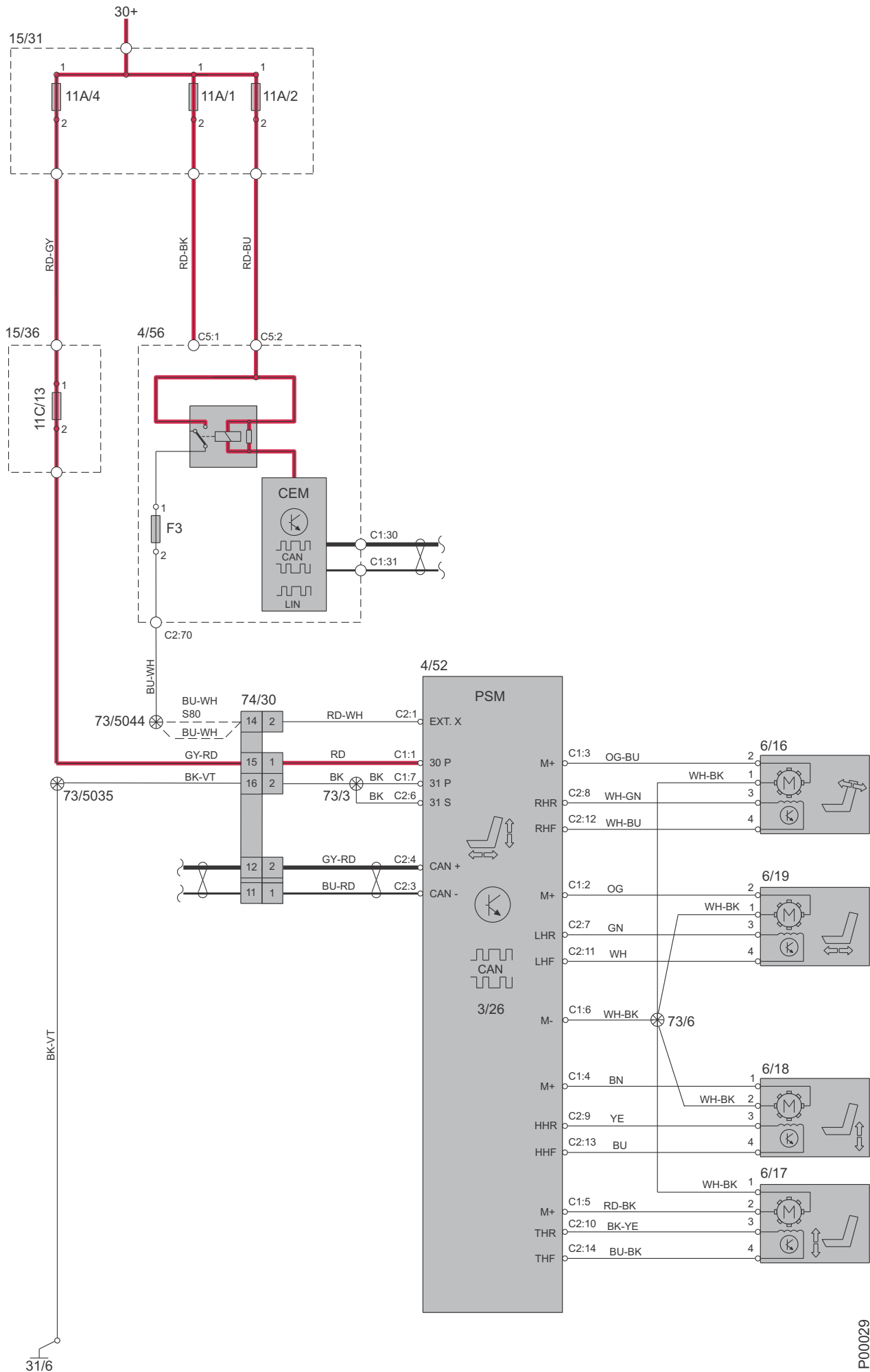
Group 84 Exterior decorative elements, etc.

Heated rear window



Group 85 Interior equipment

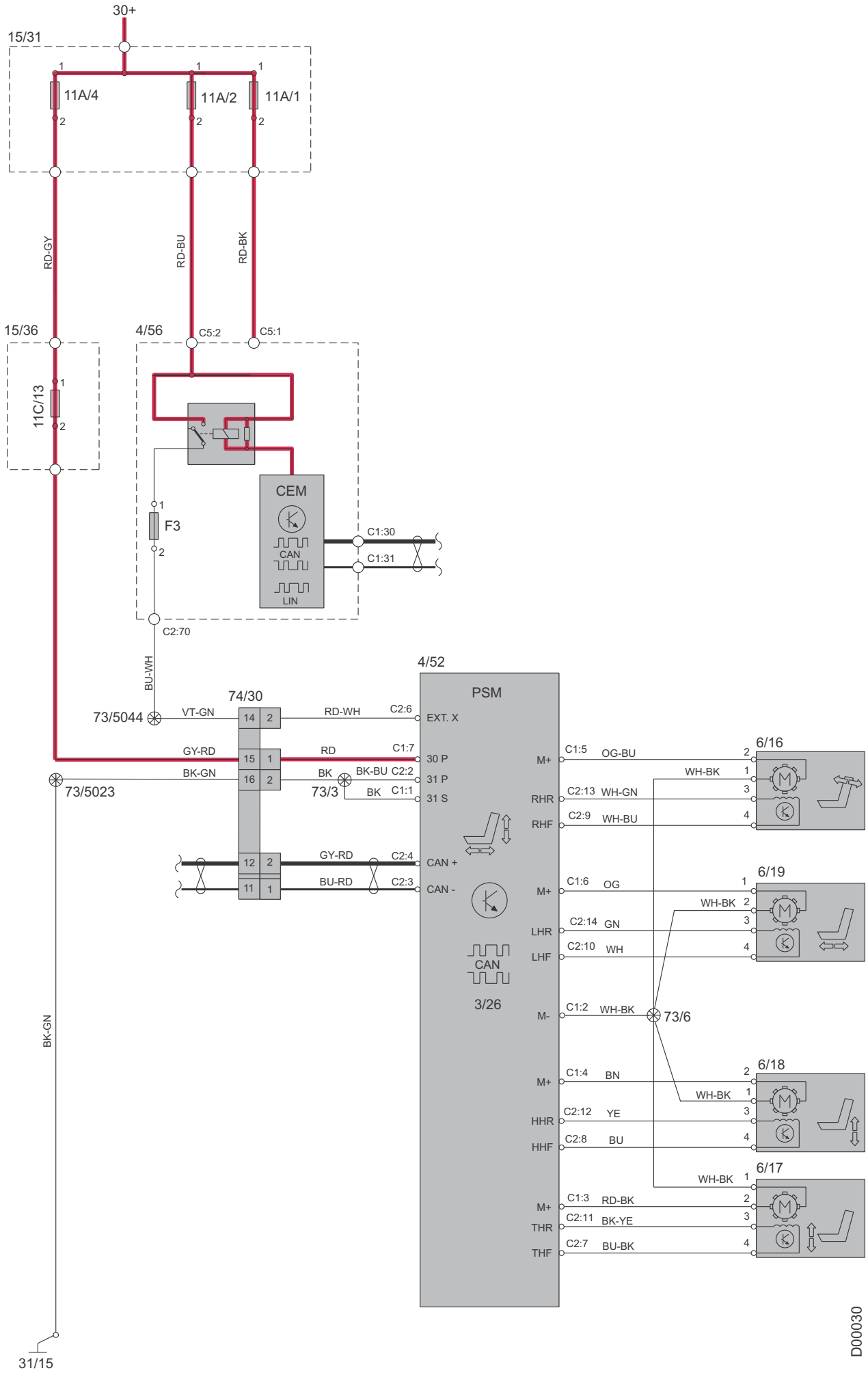
Power driver's seat with memory function, LHD



P00029

Group 85 Interior equipment

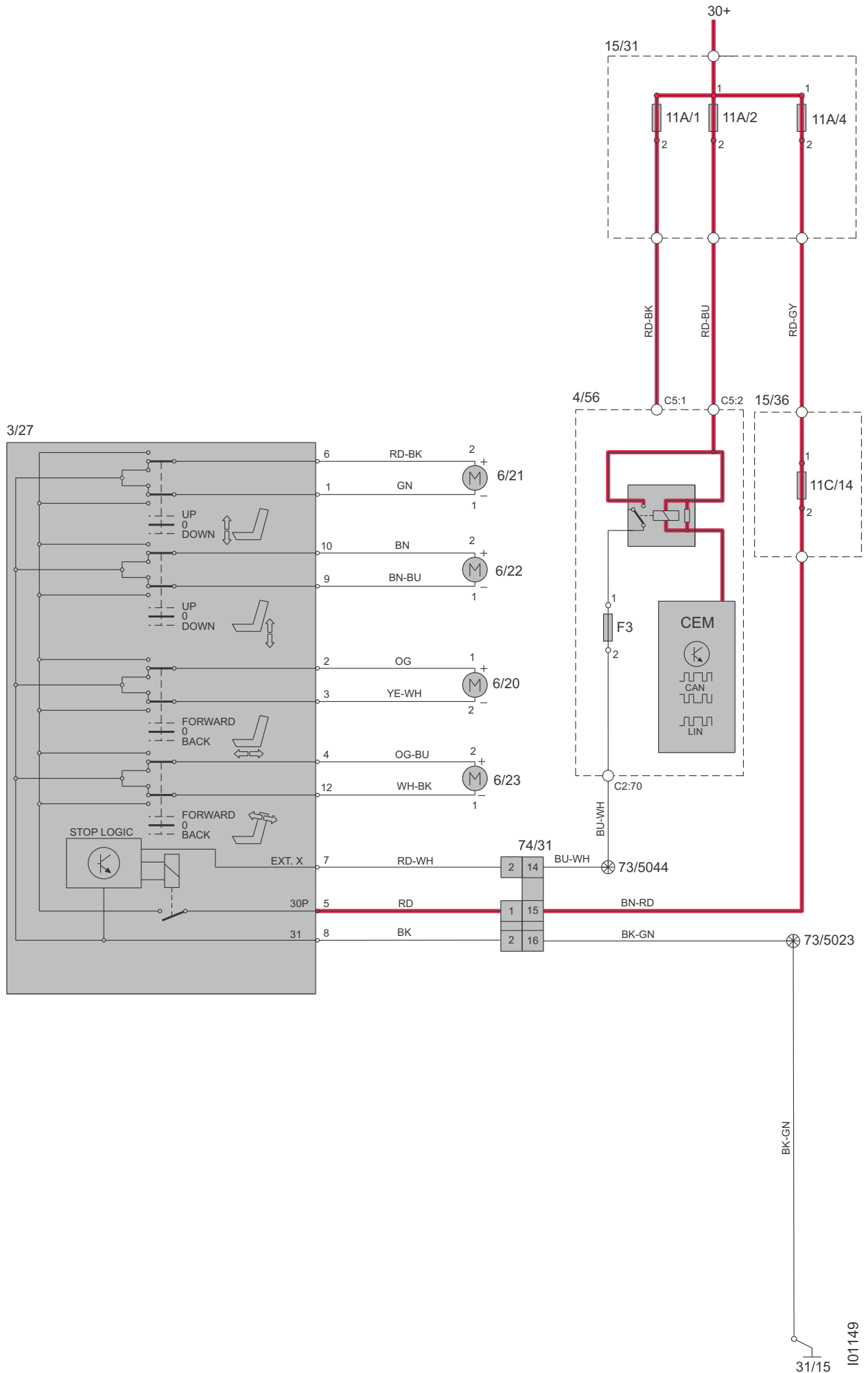
Power driver's seat with memory function, RHD



D00030

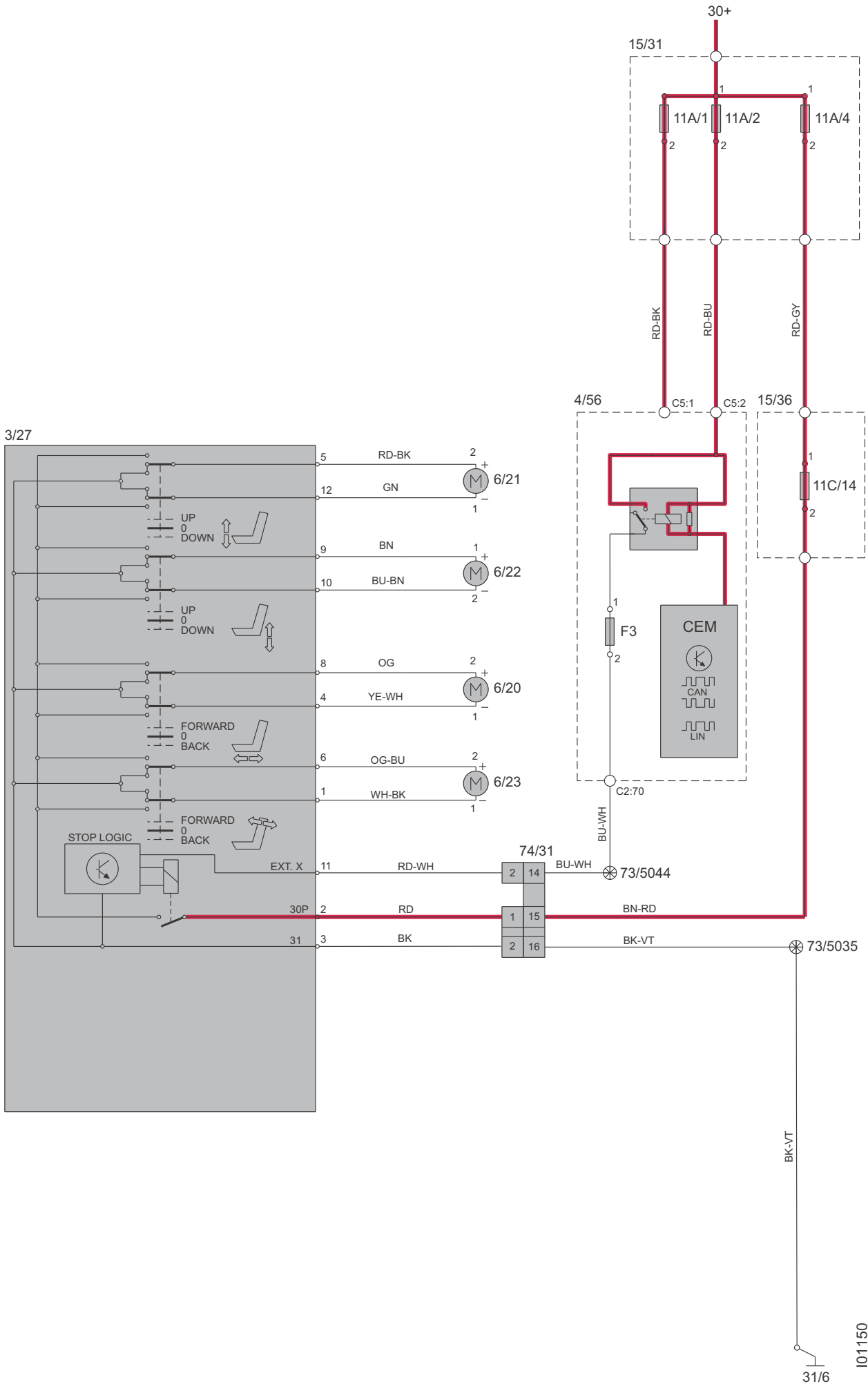
Group 85 Interior equipment

Power passenger seat, LHD



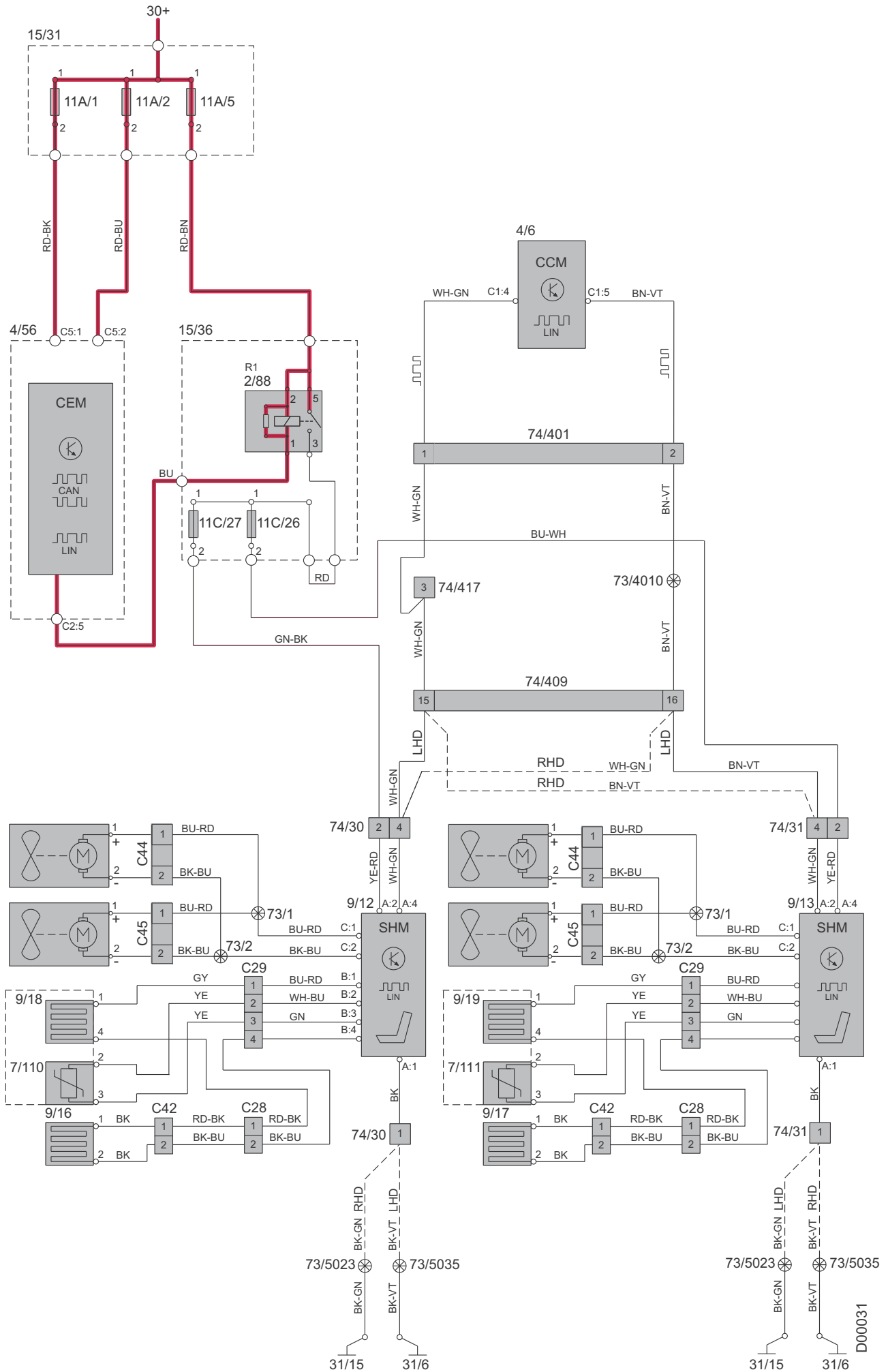
Group 85 Interior equipment

Power passenger seat, RHD



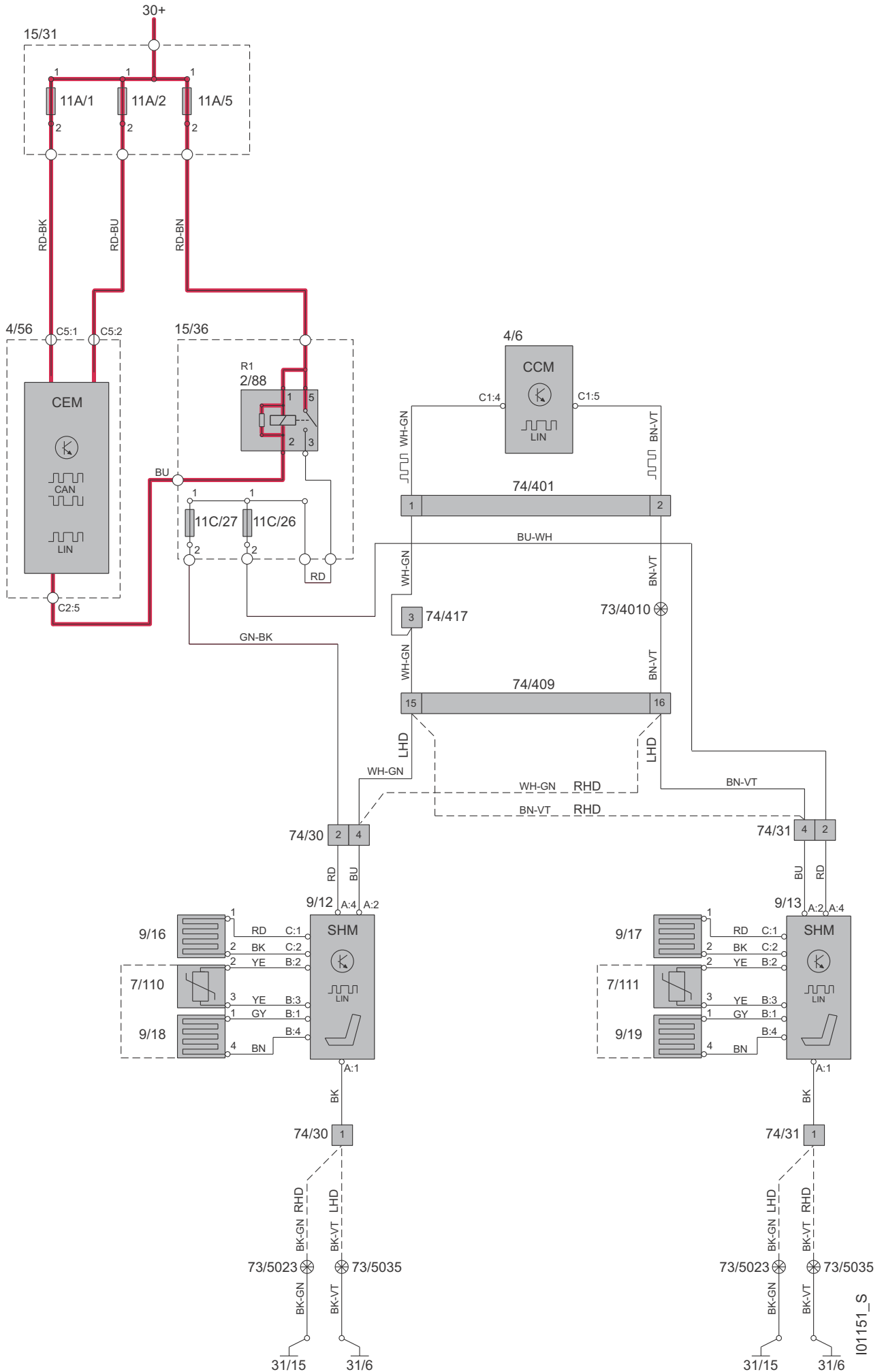
Group 85 Interior equipment

Heated front seats with fans



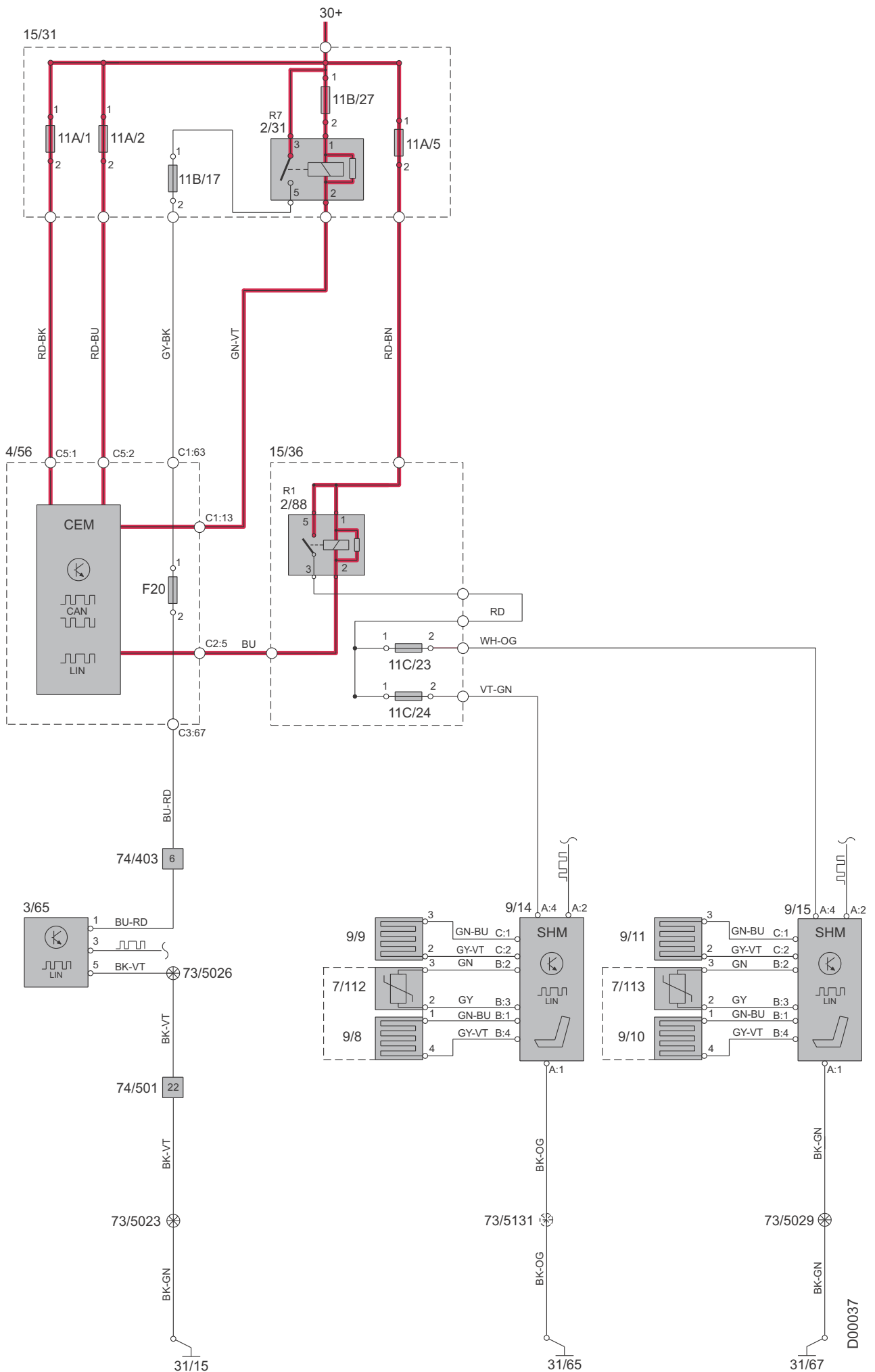
Group 85 Interior equipment

Heated front seats without fans



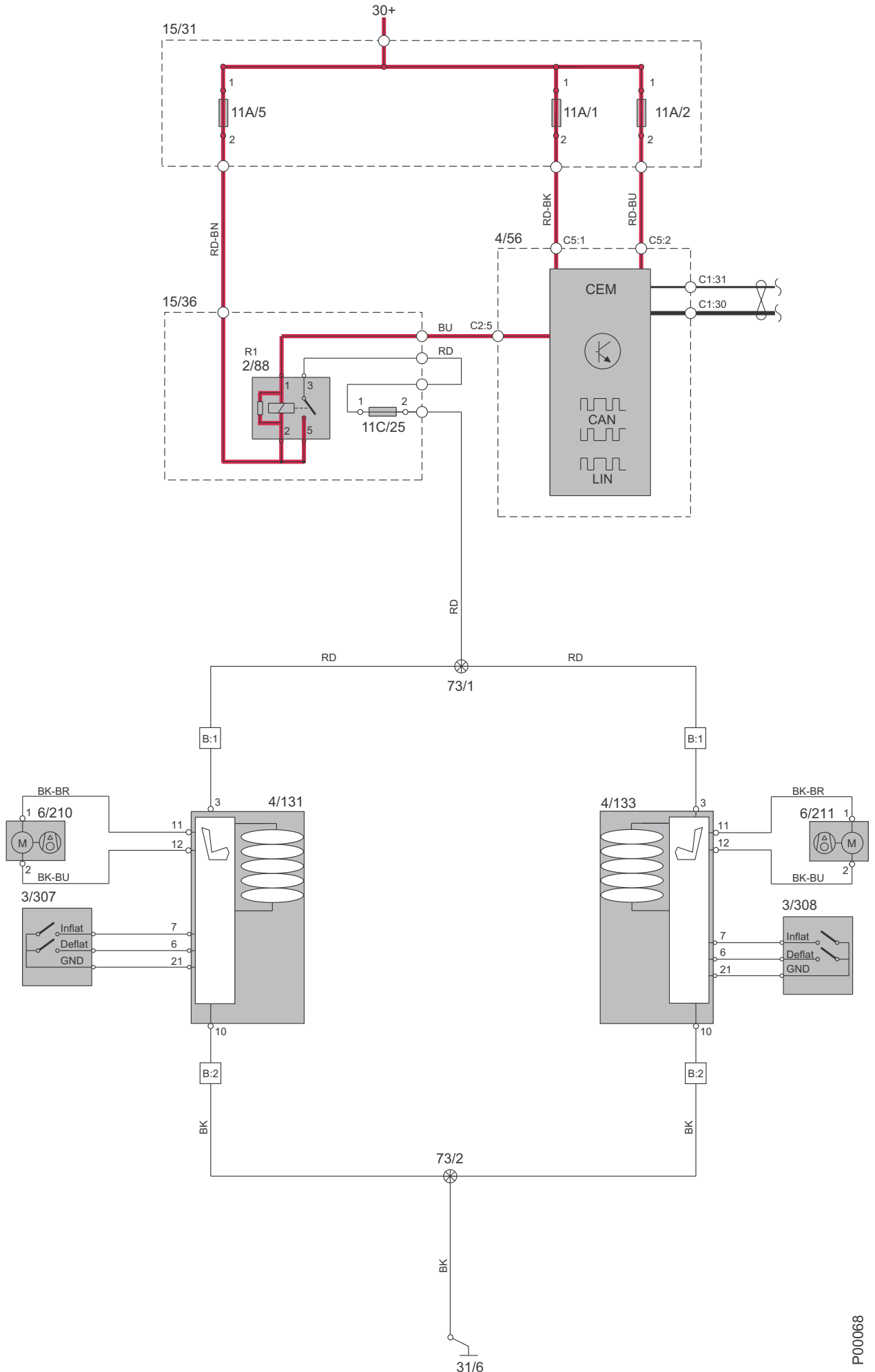
Group 85 Interior equipment

Heated rear seat



Group 85 Interior equipment

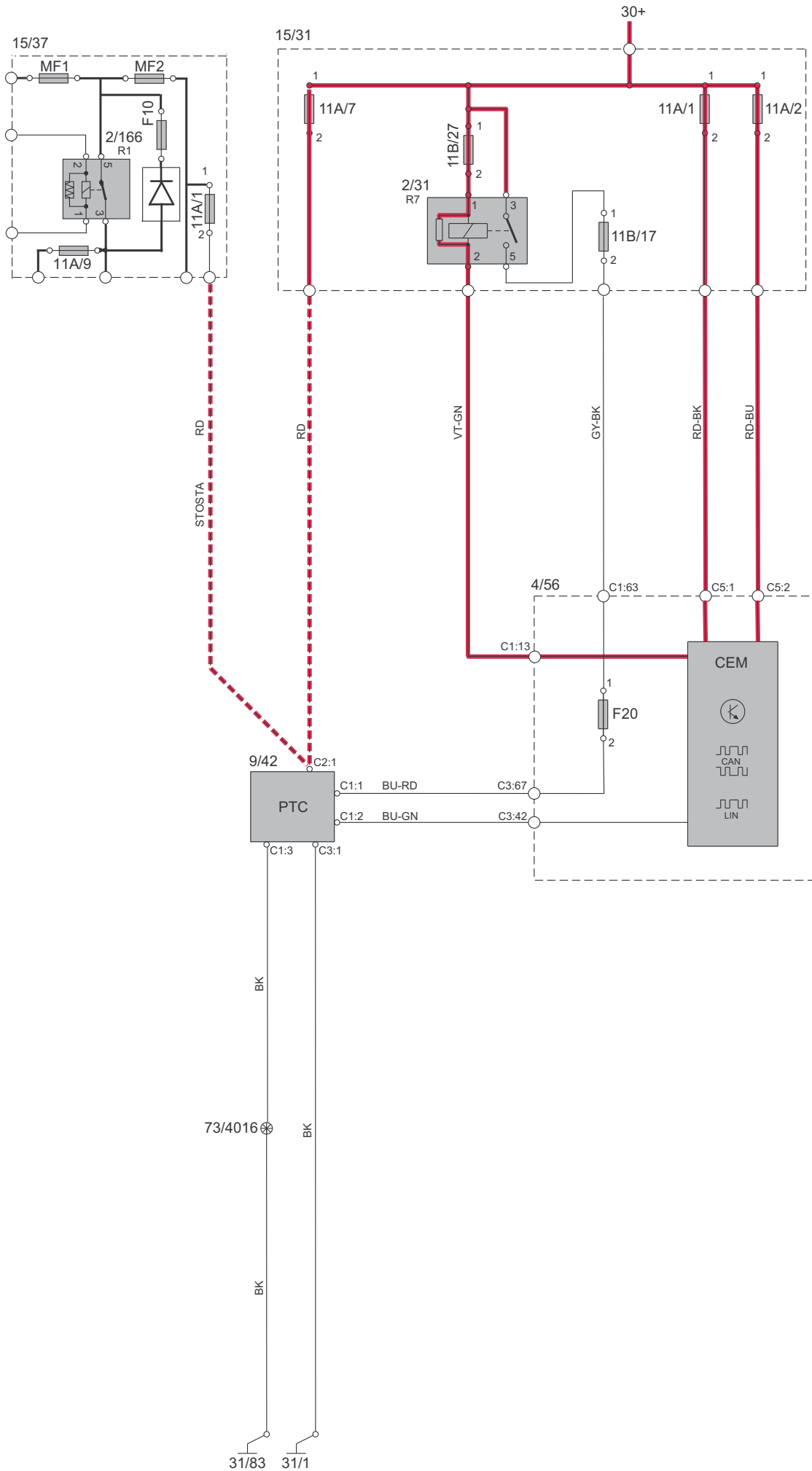
Adjustable Lumbar support



P00068

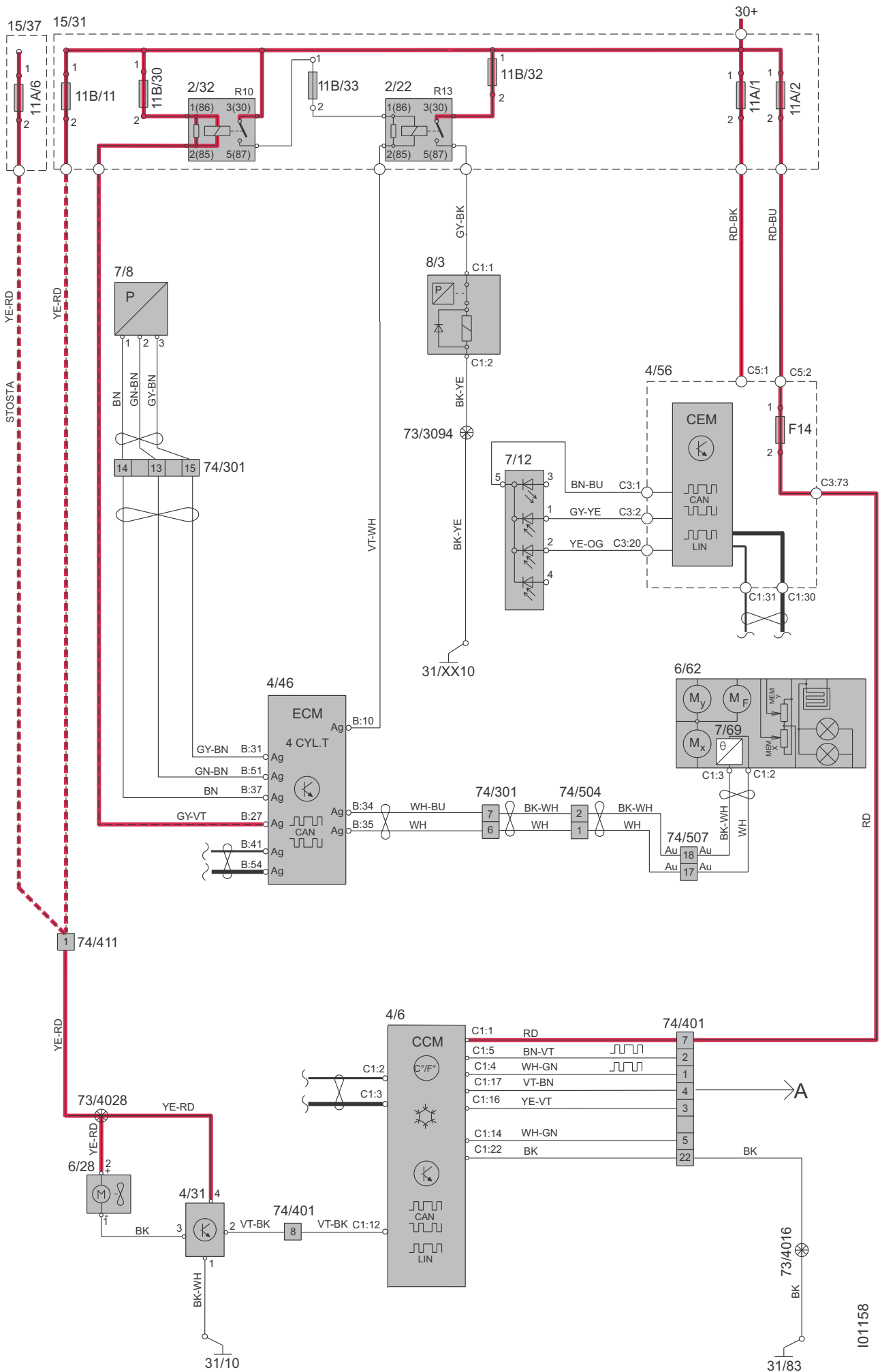
Group 87 Climate control system

Climate control system PTC-elements



Group 87 Climate control system

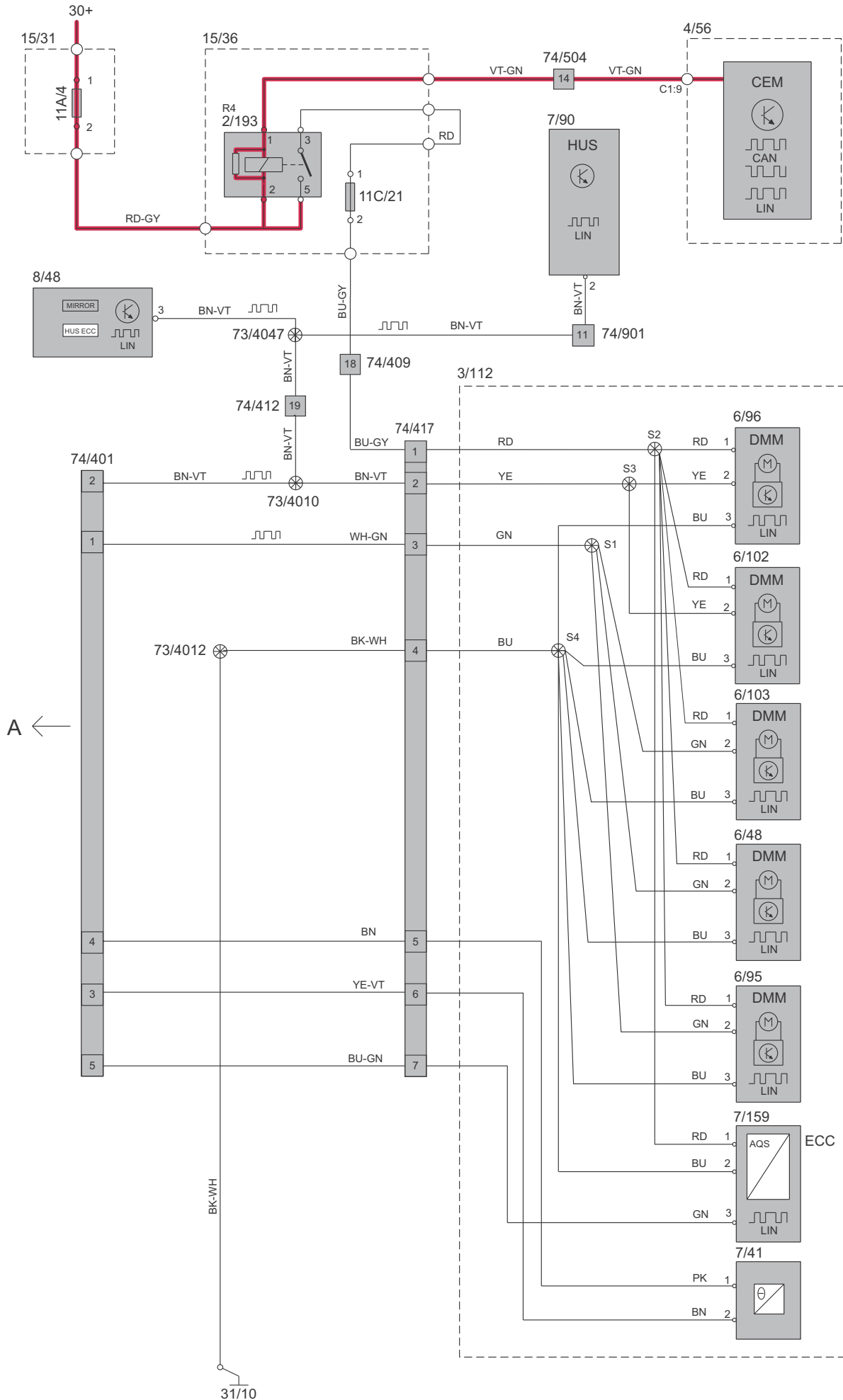
Climate control system, 4-Cyl. 1:2



I01158

Group 87 Climate control system

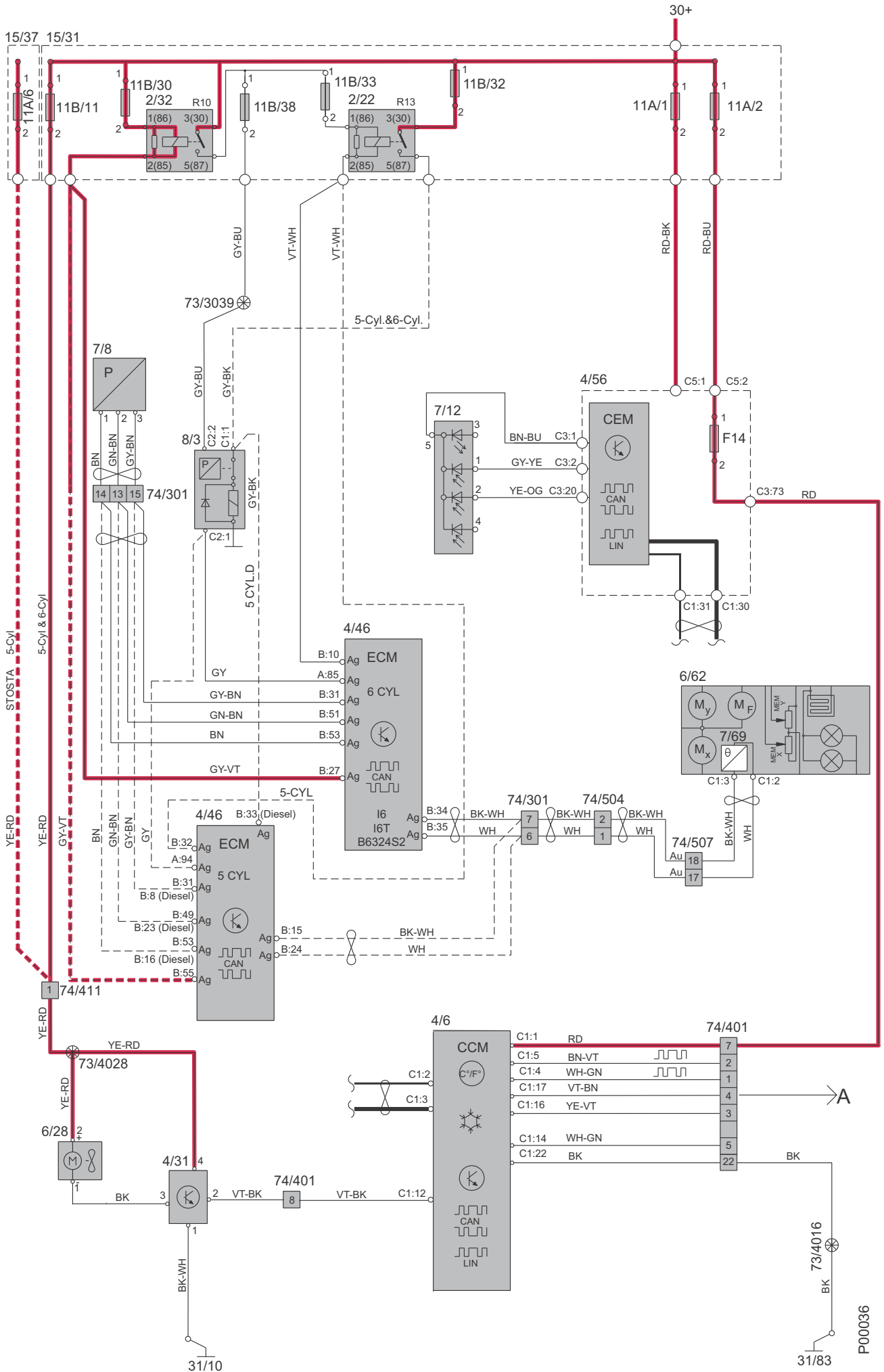
Climate control system, 4-Cyl. 2:2



J00027

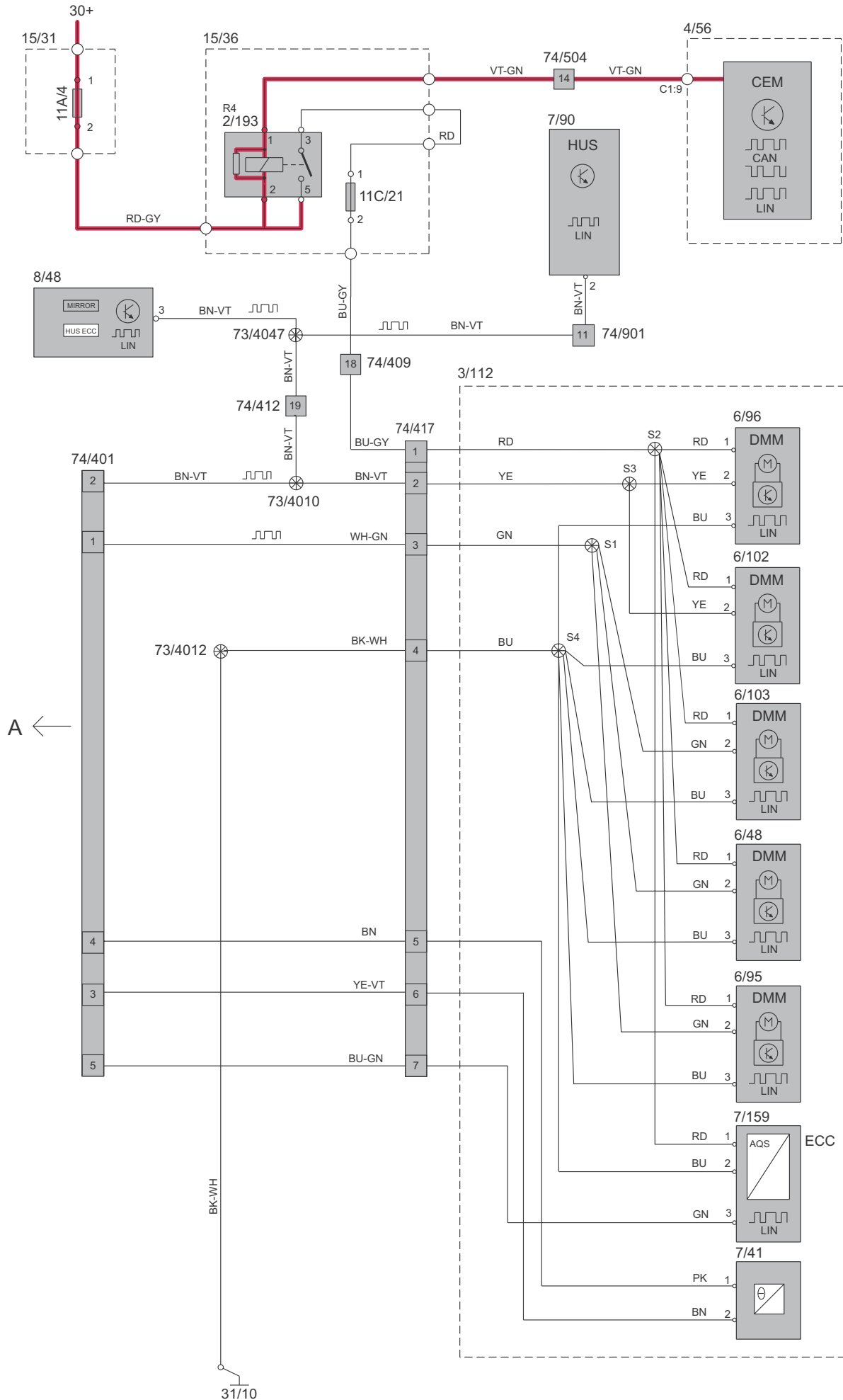
Group 87 Climate control system

Climate control system 5-Cyl. & 6-Cyl. 1:2



Group 87 Climate control system

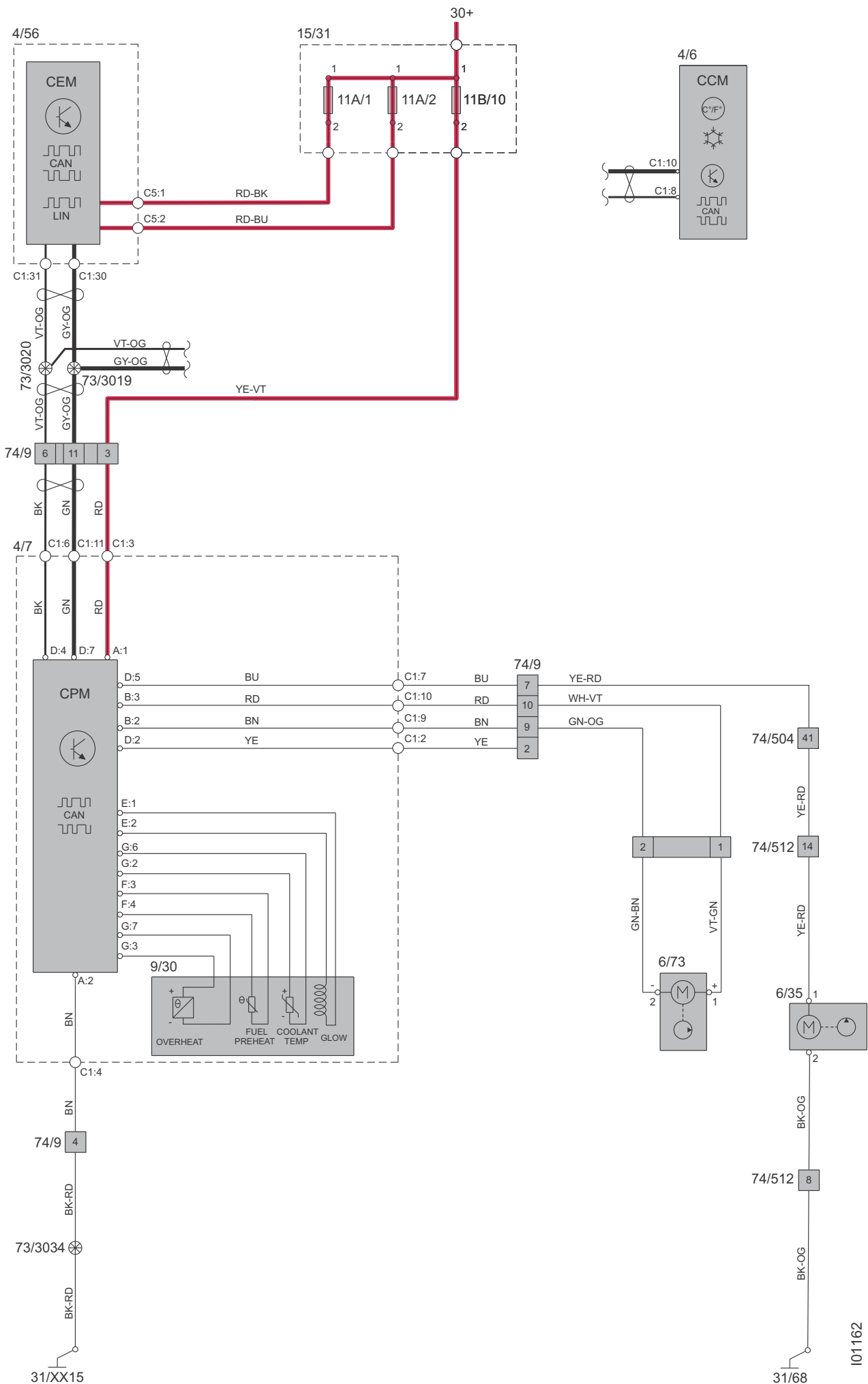
Climate control system 5-Cyl. & 6-Cyl. 2:2



J00027

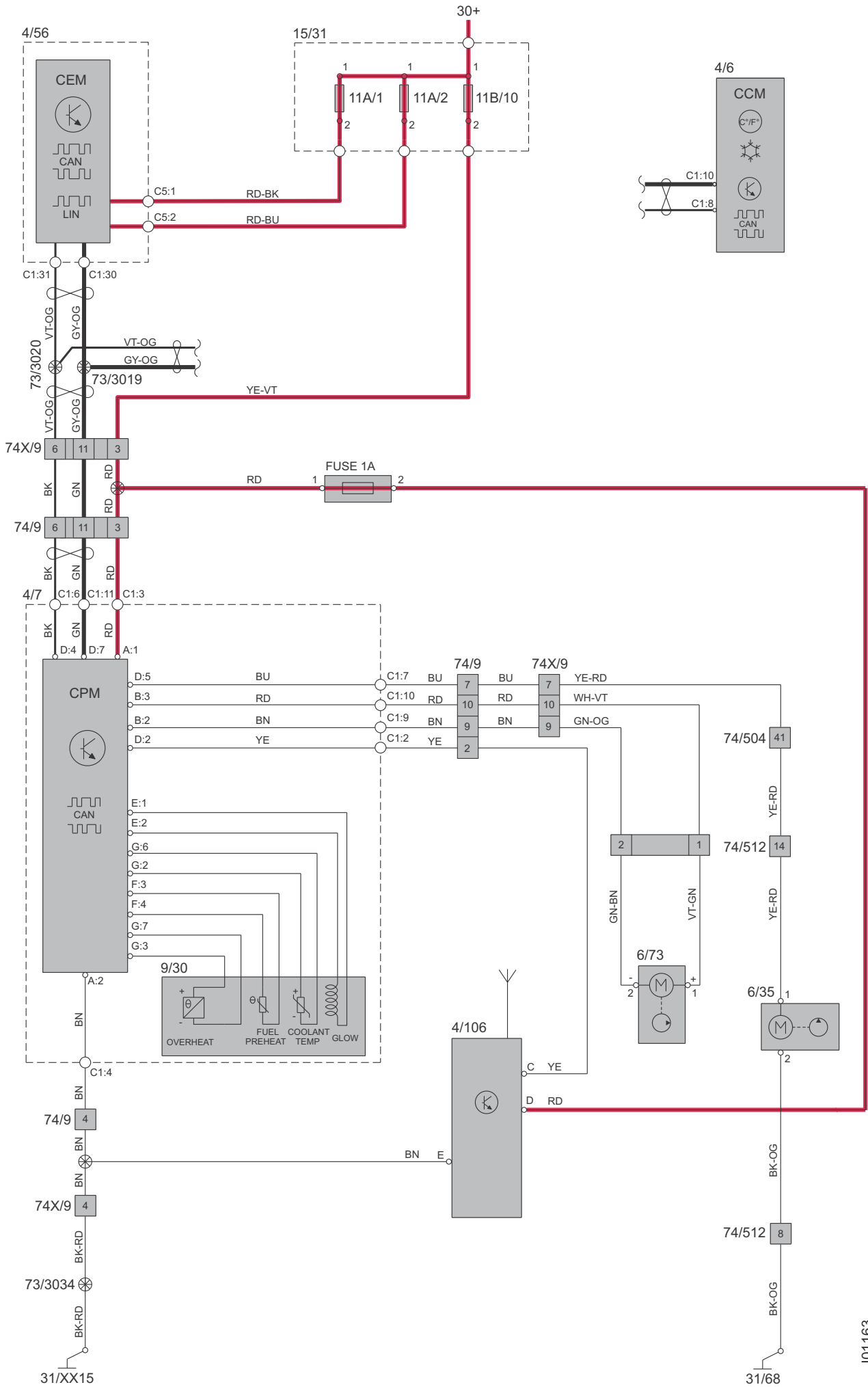
Group 87 Climate control system

Parking heater, auxiliary heater



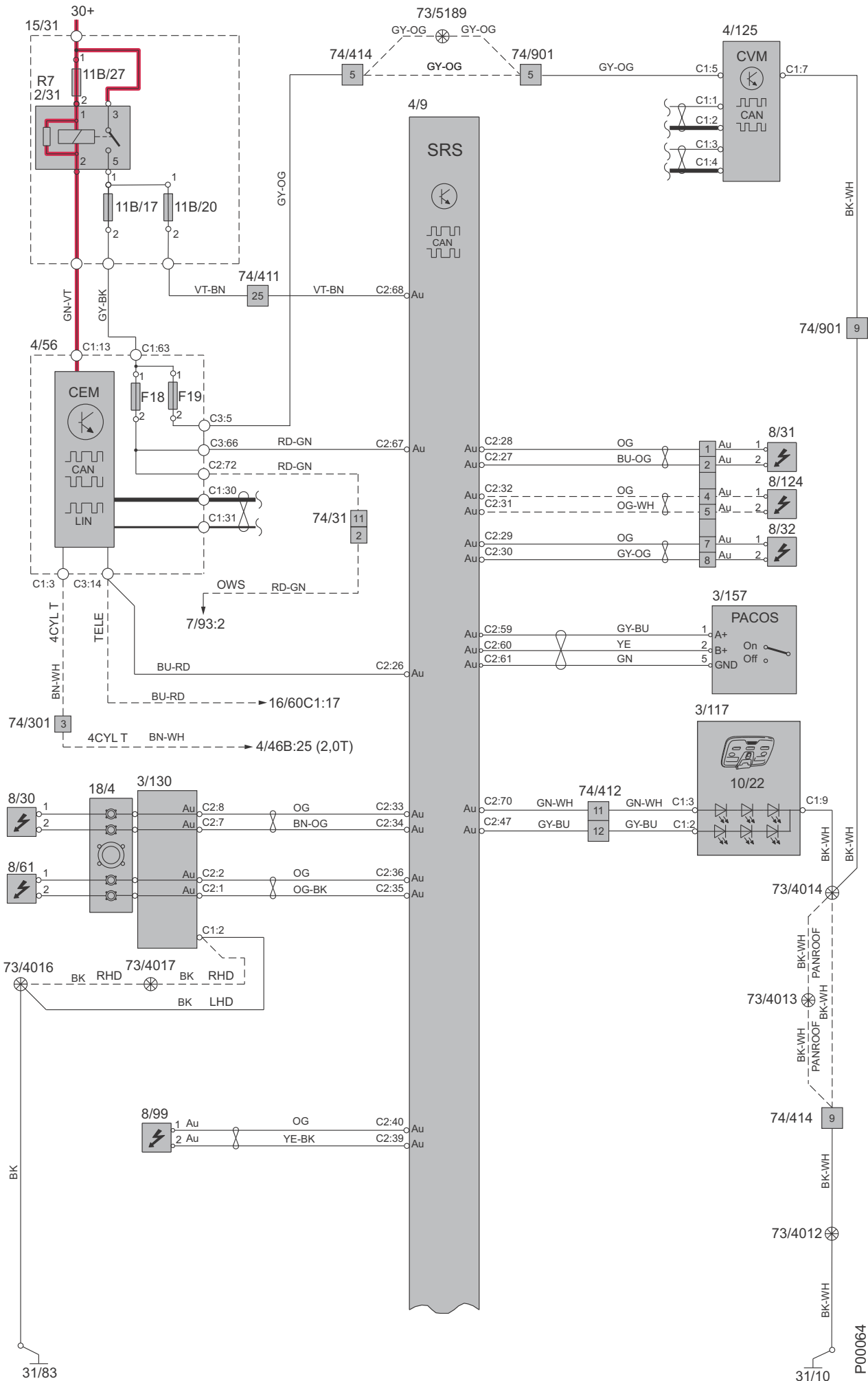
Group 87 Climate control system, Accessories

Parking heater, remote start



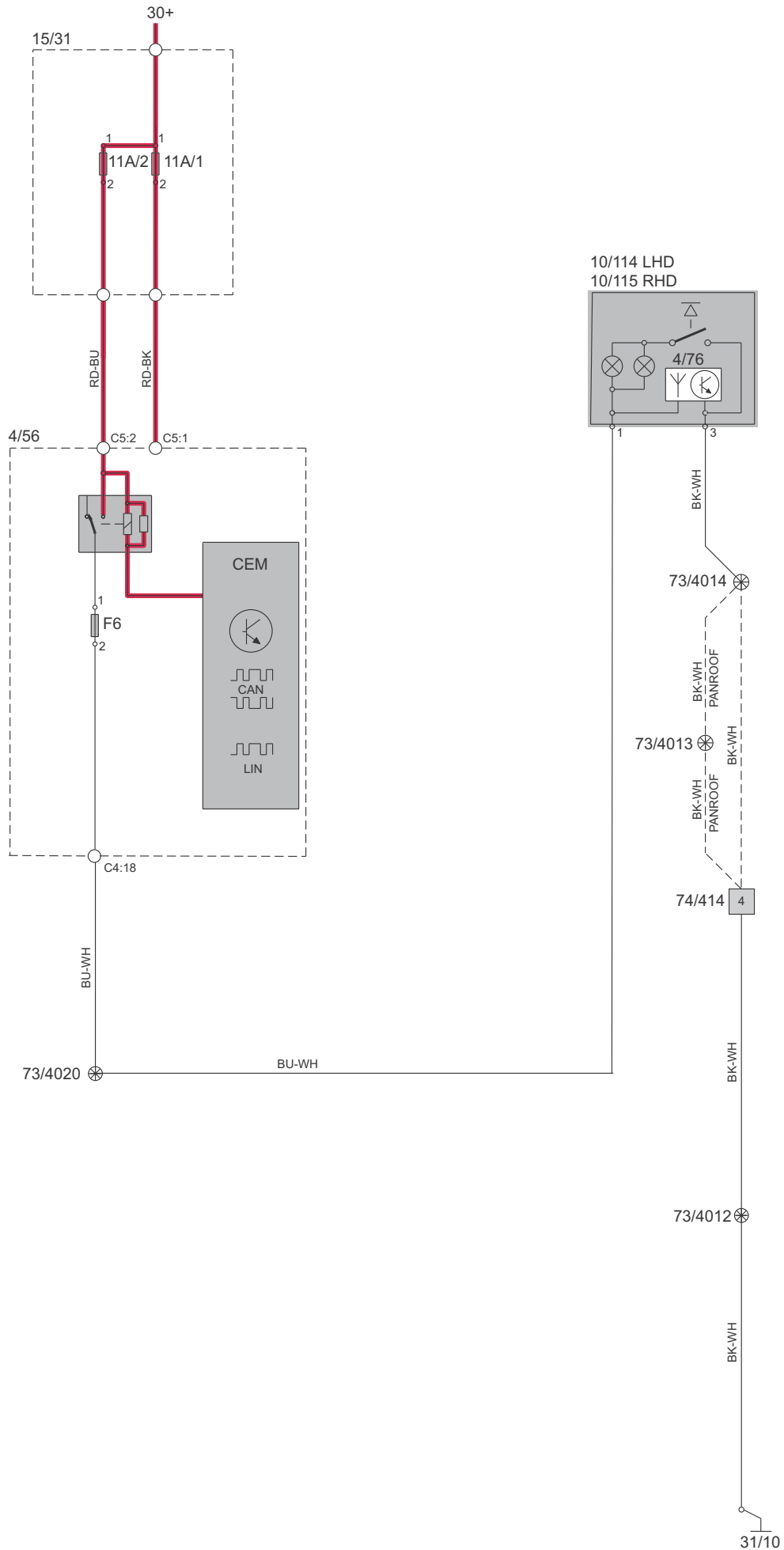
Group 88 Internal equipment

Supplemental restraint system 1:2



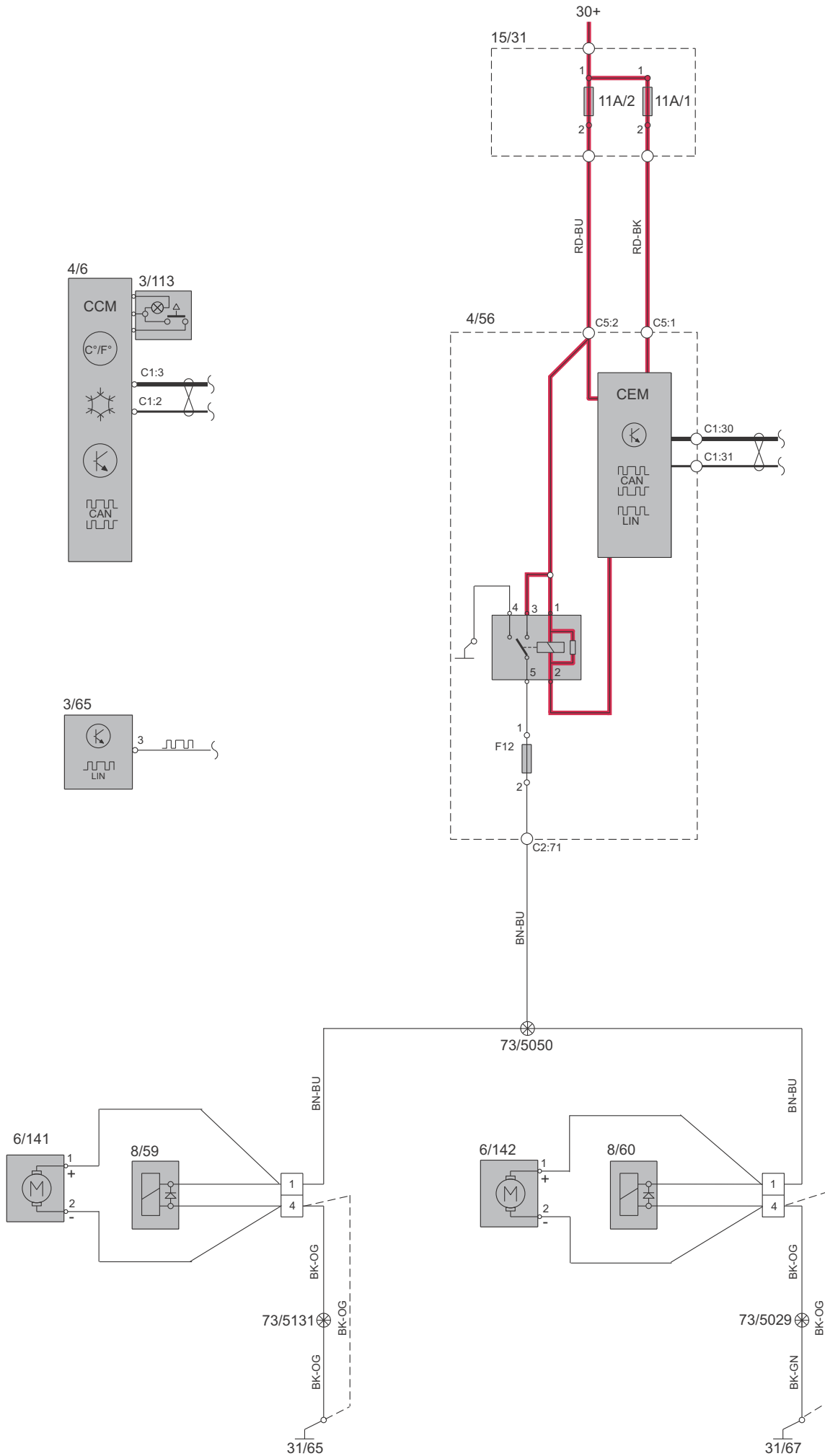
Group 88 Internal equipment

Remote control opener garage door



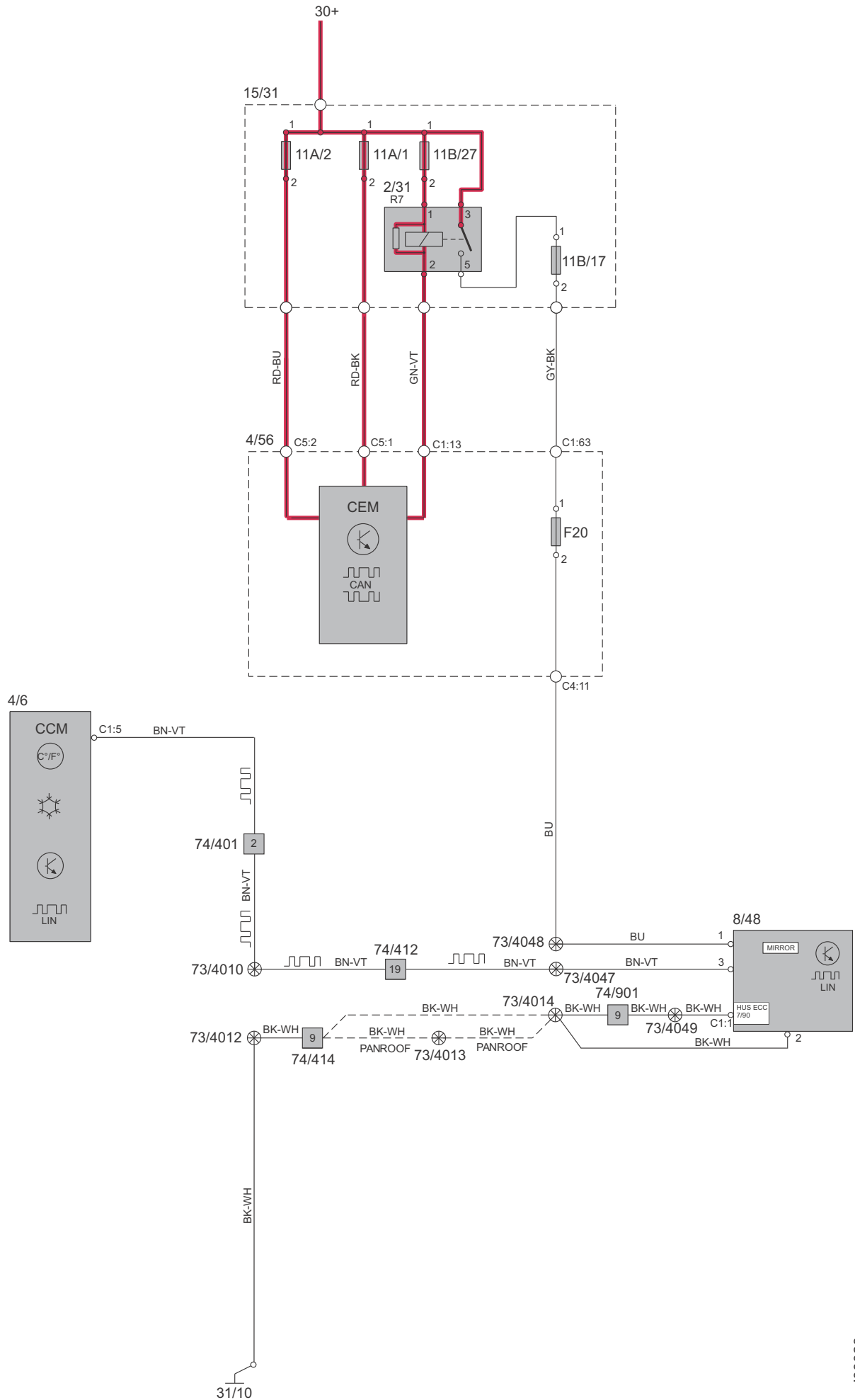
Group 88 Internal equipment

Power folding headrest



Group 88 Internal equipment

Rear-view mirror with automatic dimming



Connectors

74/9 - 74/30:1-8

74/9 12-pin black

| No. | Engine compartment harness | | | Heater harness | | |
|-----|----------------------------|---|-------|----------------|-----------------------------------|----|
| 1 | - | - | - | - | - | - |
| 2 | 4/106:C | Control module, remote parking heater start | YE | 4/7C1:2 | Combustion preheater module (CPM) | YE |
| 3 | 11B/10:2 | Fuses in engine compartment fuse box | YE-VT | 4/7C1:3 | Combustion preheater module (CPM) | RD |
| 4 | 73/3034 | Branching point | BK-RD | 4/7C1:4 | Combustion preheater module (CPM) | BN |
| 5 | - | - | - | - | - | - |
| 6 | 73/3020 | Branching point | VT-OG | 4/7C1:6 | Combustion preheater module (CPM) | BK |
| 7 | 74/504:41 | Connector | YE-RD | 4/7C1:7 | Combustion preheater module (CPM) | BU |
| 8 | - | - | - | - | - | - |
| 9 | 6/73:2 | Coolant pump | GN-OG | 4/7C1:9 | Combustion preheater module (CPM) | BN |
| 10 | 6/73:1 | Coolant pump | WH-VT | 4/7C1:10 | Combustion preheater module (CPM) | RD |
| 11 | 73/3019 | Branching point | GY-OG | 4/7C1:11 | Combustion preheater module (CPM) | GN |
| 12 | - | - | - | - | - | - |

74/30 20-pin black

| No. | Floor harness | | | Harness driver's seat | | |
|-----------|------------------------|--|----------------|-----------------------|--|-------|
| 1 | 73/5023 73/5035 | Branching point, RHD Branching point, LHD | BK-VT BK-GN | 9/12A:1 | Seat heating module (SHM), driver's side | BK |
| 2 | 11C/27:2 | Fuse, distribution box in passenger compartment | GN-BK | 9/12A:4 | Seat heating module (SHM), driver's side | YE-RD |
| 3 | - | - | - | - | - | - |
| 4 | 74/409:15 74/409:16 | Connector, LHD Connector, RHD | WH-GN | 9/12A:2 | Seat heating module (SHM), driver's side | BU |
| 5 | 4/9C1:30 | Supplemental restraint system module (SRS) | YE-VT | 3/255:1 | Position sensor driver's seat USA/CDN | YE |
| 6 | 4/9C1:29 | Supplemental restraint system module (SRS) | BU-GY | 3/255:2 | Position sensor driver's seat USA/CDN | BN |
| 7 | 4/9C1:24 4/9C1:74 | Supplemental restraint system module (SRS), LHD Supplemental restraint system module (SRS), RHD | OG | 8/51:1 | Front left side airbag igniter | OG |
| 8 | 4/9C1:23 4/9C1:75 | Supplemental restraint system module (SRS), LHD Supplemental restraint system module (SRS), RHD | GN-OG | 8/51:2 | Front left side airbag igniter | OG-BU |
| continues | | | | | | |

Connectors

74/30:9-20 - 74/31:1-7

74/30

20-pin black

| No. | Floor harness | | | Harness driver's seat | | |
|-----|--------------------|---|----------------|-----------------------|--|-------|
| 9 | 4/9C1:17 | Supplemental restraint system module (SRS) | OG | 8/92:1 | Lap belt tensioner, driver | GN-BK |
| 10 | 4/9C1:18 | Supplemental restraint system module (SRS) | BN-GN | 8/92:2 | Lap belt tensioner, driver | BK-BU |
| 11 | 73/5004 | Branching point | VT-OG | 4/52C2:3 | Power seat module (PSM) | BU-RD |
| 12 | 73/5003 | Branching point | GY-OG | 4/52C2:4 | Power seat module (PSM) | GY-RD |
| 13 | 73/5125 | Branching point, LHD | BK-OG | 8/51 | Front left side airbag igniter | BK |
| | 73/5124 | Branching point, RHD | BK-BU | | | |
| 14 | 73/5044 | Branching point | BU-WH | 4/52C2:1 4/52C2:6 | Power seat module (PSM), LHD Power seat module (PSM), RHD | RD-WH |
| 15 | 11C/13:2 | Fuse, distribution box in passenger compartment | GY-RD | 4/52C1:1 4/52C1:7 | Power seat module (PSM), LHD Power seat module (PSM), RHD | RD |
| 16 | 73/5023 73/5035 | Branching point, RHD Branching point, LHD | BK-VT BK-GN | 73/3 | Branching point | BK |
| 17 | 4/9C1:35 | Supplemental restraint system module (SRS) | BU | 3/93:1 | Contact, driver's seat belt buckle | VT |
| 18 | 4/9C1:36 | Supplemental restraint system module (SRS) | VT-BN | 3/93:2 | Contact, driver's seat belt buckle | OG-BK |
| 19 | - | - | - | - | - | - |
| 20 | - | - | - | - | - | - |

74/31

20-pin black

| No. | Floor harness | | | Harness passenger seat | | |
|-----------|------------------------|--|----------------|------------------------|---|-------|
| 1 | 73/5023 73/5035 | Branching point, LHD Branching point, RHD | BK-GN BK-VT | 9/13A:1 | Seat heating module (SHM), passenger side | BK |
| 2 | 11C/26:2 | Fuse, distribution box in passenger compartment | BU-WH | 9/13A:4 | Seat heating module (SHM), passenger side | YE-RD |
| 3 | - | - | - | - | - | - |
| 4 | 74/409:15 74/409:16 | Connector, RHD Connector, LHD | BN-VT | 9/13A:2 | Seat heating module (SHM), passenger side | WH-GN |
| 5 | 4/9C1:31 | Supplemental restraint system module (SRS) | OG | 3/256:1 | Position sensor passenger seat USA/CDN | YE |
| 6 | 4/9C1:32 | Supplemental restraint system module (SRS) | BN-YE | 3/256:2 | Position sensor passenger seat USA/CDN | BN |
| 7 | 4/9C1:24 4/9C1:74 | Supplemental restraint system module (SRS), RHD Supplemental restraint system module (SRS), LHD | OG | 8/52:1 | Front right side airbag igniter | OG |
| continues | | | | | | |

Connectors

74/31:8-20

74/31

20-pin black

| No. | Floor harness | | | Harness passenger seat | | |
|-----|----------------------|--|----------------|------------------------|--|-------|
| 8 | 4/9C1:23 4/9C1:75 | Supplemental restraint system module (SRS), RHD Supplemental restraint system module (SRS), LHD | BU-OG | 8/52:2 | Front right side airbag igniter | OG-BU |
| 9 | 4/9C1:16 | Supplemental restraint system module (SRS) | OG | 8/93:1 | Lap belt tensioner, passenger, EU | GN-BK |
| 10 | 4/9C1:15 | Supplemental restraint system module (SRS) | BN-OG | 8/93:2 | Lap belt tensioner, passenger, EU | BK-BU |
| 11 | 4/56C2:23 | Central electronic module (CEM) | BN | 7/175:1 | Weight sensor passenger seat, seat belt reminder | WH |
| | 4/56C2:72 | Central electronic module (CEM) OWS | RD-GN | 7/93:2 | Occupant weight sensor (OWS) | RD-GN |
| 12 | 74/31:13 | Connector | BK-GN | 7/175:2 | Weight sensor passenger seat, seat belt reminder | WH |
| | | | | 7/93:9 | Occupant weight sensor (OWS) | BK-BU |
| 13 | 73/5132 | Branching point, LHD | BK-GY | 8/52 | Front right side airbag igniter | BK |
| | 74/31:12 | Connector | | | | |
| | 73/5132 | Branching point, RHD | BK-GN | | | |
| 14 | 73/5044 | Branching point | BU-WH | 3/27:7 | Switch unit, power passenger seat, LHD | RD-WH |
| | | | | 3/27:11 | Switch unit, power passenger seat, RHD | |
| 15 | 11C/14:2 | Fuse, distribution box in passenger compartment | BN-RD | 3/27:2 | Switch unit, power passenger seat, RHD | RD |
| | | | | 3/27:5 | Switch unit, power passenger seat, LHD | |
| 16 | 73/5023 | Branching point, LHD | BK-GN BK-VT | 3/27:3 | Switch unit, power passenger seat, RHD | BK |
| | 73/5035 | Branching point, RHD | | 3/27:8 | Switch unit, power passenger seat, LHD | |
| 17 | 4/9C1:34 | Supplemental restraint system module (SRS) | GY-VT | 3/94:1 | Contact, passenger seat belt buckle | VT |
| 18 | 4/9C1:33 | Supplemental restraint system module (SRS) | WH-GN | 3/94:2 | Contact, passenger seat belt buckle | OG-BK |
| 19 | 74/409:12 | Connector, LHD | YE | 7/93:1 | Occupant weight sensor (OWS) USA/CDN | YE-BU |
| 20 | 74/409:11 | Connector, LHD | VT-WH | 7/93:10 | Occupant weight sensor (OWS) USA/CDN | YE-GN |

Connectors

74/301:1-12

74/301 34-pin black

| No. | Engine harness | | Engine compartment harness | | | |
|-----------|--------------------------------|---|----------------------------|-----------|--|-------|
| 1 | 4/46B:54 73/3014 73/3139 | Engine control module (ECM), Manual transmission Branching point, Automatic transmission Branching point, Automatic transmission | BU-BK | 73/3023 | Branching point | BU-BK |
| 2 | 4/46B:41 73/3015 73/3140 | Engine control module (ECM), Manual transmission Branching point, Automatic transmission Branching point, Automatic transmission | GN-BK | 73/3024 | Branching point | GN-BK |
| 3 | 4/46B:25 | Engine control module (ECM) | BN-WH | 4/56C1:3 | Central electronic module (CEM) | BN-WH |
| 4 | - | | - | - | | - |
| 5 | - | | - | - | | - |
| 6 | 4/46B:24 4/46B:35 | Engine control module (ECM), 5-Cyl. Diesel Engine control module (ECM), 6-Cyl. & 4-Cyl. T | WH | 74/504:1 | Connector | WH |
| 7 | 4/46B:15 4/46B:34 | Engine control module (ECM), 5-Cyl. Diesel Engine control module (ECM), 6-Cyl. & 4-Cyl. T | WU-BU | 74/504:2 | Connector | BK-WH |
| 8 | - | | - | - | | - |
| 9 | 4/28A:1 4/28A:13 | Transmission control module (TCM), MPS6 Transmission control module (TCM) | GN-OG | 74/411:9 | Connector | GN-OG |
| 10 | 4/46B:14 4/46B:46 | Engine control module (ECM), 6-Cyl. & 4-Cyl. T Engine control module (ECM), Diesel | VT-OG | 4/56C1:6 | Central electronic module (CEM) | VT-OG |
| 11 | 4/28A:7 4/28A:17 | Transmission control module (TCM) Transmission control module (TCM), MPS6 | BN-VT | 74/411:10 | Connector | BN-VT |
| 12 | 3/10:1 | Reversing light contact, Man- ual transmission | BU | 4/56C1:29 | Central electronic module (CEM), Manual transmis- sion | BU |
| continues | | | | | | |

Connectors

74/301:13-23

74/301 34-pin black

| No. | Engine harness | | Engine compartment harness | | | |
|-----------|----------------------------------|---|----------------------------|-----------|--|-------|
| 13 | 4/46B:23 4/46B:49 4/46B:51 | Engine control module (ECM), 5-Cyl. Diesel Engine control module (ECM), 5-Cyl. T Engine control module (ECM), 6-Cyl. & 4-Cyl. T | GN-BN | 7/8:2 | Pressure sensor, climate control system | GN-BN |
| 14 | 4/46B:16 4/46B:37 4/46B:53 | Engine control module (ECM), 5-Cyl. Diesel Engine control module (ECM), 4-Cyl.T Engine control module (ECM), 6-Cyl. | BN | 7/8:1 | Pressure sensor, climate control system | BN |
| 15 | 4/46B:8 4/46B:31 73/3145 | Engine control module (ECM), 5-Cyl. Diesel, with start/stop Engine control module (ECM), 6-Cyl. & 4-Cyl. T Branching point, 5-Cyl. Diesel without start/stop | GY-BN | 7/8:3 | Pressure sensor, climate control system | GY-BN |
| 16 | - | - | - | - | - | - |
| 17 | 11B/41:2 73/3131 | Fuse, engine compartment dis- tribution box Branching point, Diesel | BU | 74/504:21 | Connector | BU |
| 18 | 4/46B:29 4/46B:30 | Engine control module (ECM), Diesel Engine control module (ECM), 6-Cyl. & 4-Cyl.T | VT-BN | 4/56C1:5 | Central electronic module (CEM) | VT-BN |
| 19 | 4/46B:26 4/46B:34 | Engine control module (ECM), 6-Cyl. & 4-Cyl.T Engine control module (ECM), 5-Cyl. Diesel | BU-WH | 74/504:17 | Connector | BU-WH |
| 20 | 4/46B:13 4/46B:48 | Engine control module (ECM) 4-Cyl.T Engine control module (ECM), Diesel | GY-BN | 74/504:42 | Connector | GY-BN |
| 21 | 4/28A:13 4/28A:16 | Transmission control module (TCM), MPS6 Transmission control module (TCM) | BU-GY | 74/411:11 | Connector | BU-GY |
| 22 | 4/46B:17 | Engine control module (ECM),6-Cyl. & 4-Cyl.T | BU-WH | 4/56C1:41 | Central electronic module (CEM) | BU-WH |
| 23 | - | - | - | - | - | - |
| continues | | | | | | |

Connectors

74/301:24-34 - 74/304

74/301 34-pin black

| No. | Engine harness | | Engine compartment harness | | | |
|-----|---------------------------------|--|----------------------------|---------------------|--|-------|
| 24 | 4/46B:45 | Engine control module (ECM), 6-Cyl. | GN-OG | 74/504:38 | Connector | GN-OG |
| 25 | - | | - | - | | - |
| 26 | - | | - | - | | - |
| 27 | 74/502:19 | Connector | RD | 73/3162 74/316:4 | Branching point Connector | - |
| 28 | 11B/19:2 | Fuse in engine compartment fuse box | BN-WH | 6/164C2:1 | Electrical power steering module (EPS) | BN-WH |
| 29 | 4/46B:21 4/46B:45 | Engine control module (ECM), 6-Cyl. Engine control module (ECM), 4-Cyl. T | YE-OG | 74/504:18 | Connector | YE-OG |
| 30 | - | | - | - | | - |
| 31 | - | | - | - | | - |
| 32 | 4/46B:15 4/46B:46 73/3064 | Engine control module (ECM), Manual transmission, 4-Cyl. T & 6-Cyl. Engine control module (ECM), Manual transmission Branching point, Automatic transmission | VT-BN | 11B/20:2 | Fuse in engine compartment fuse box | VT-BN |
| 33 | - | | - | - | | - |
| 34 | - | | - | - | | - |

74/302 4-Cyl. 1-pin black

| No. | Engine harness | | Harness starter motor | | | |
|-----|----------------|----------------------|-----------------------|----------|---------------|-------|
| 1 | 2/35:5 | Relay, starter motor | BU-WH | 6/25C2:1 | Starter motor | BU-WH |

74/304 2-pin black

| No. | Engine compartment harness | | Harness washer nozzle | | | |
|-----|----------------------------|---|-----------------------|---------|-----------------|-------|
| 1 | 11B/21:2 | Fuse in engine compartment distribution box | BU-GY | 73/3040 | Branching point | BU-GY |
| 2 | 73/3033 | Branching point | BK-OG | 73/3037 | Branching point | BK-OG |

Connectors

74/309 - 74/310

74/309 12-pin gray

| No. | Engine compartment harness | | Harness bumper, front | | | |
|-----|----------------------------|-----------------|-----------------------|---------|------------------------------------|-------|
| 1 | - | - | - | - | - | |
| 2 | - | - | - | - | - | |
| 3 | 73/3030 | Branching point | BK-RD | 73/3104 | Branching point | BK-RD |
| 4 | 74/519:12 | Connector | VT-GY | 73/3046 | Branching point | VT-GY |
| 5 | 74/519:13 | Connector | BU-GN | 7/204:2 | Front parking assistance sensor | BU-GN |
| 6 | 74/519:14 | Connector | YE-OG | 73/3047 | Branching point | YE-OG |
| 7 | - | - | - | - | - | - |
| 8 | 73/3096 | Branching point | GN-OG | 10/11:1 | Running/parking light, front left | GN-OG |
| 9 | 73/3097 | Branching point | GY-RD | 10/12:1 | Running/parking light, front right | GY-RD |
| 10 | 74/519:15 | Connector | BU-BK | 7/205:2 | Front parking assistance sensor | BU-BK |
| 11 | 74/519:16 | Connector | BU-GY | 7/206:2 | Front parking assistance sensor | BU-GY |
| 12 | 74/519:17 | Connector | BU-OG | 7/207:2 | Front parking assistance sensor | BU-OG |

74/310 4-Cyl. Turbo 16-pin black

| No. | Engine harness | | Engine harness | | | |
|-----|----------------|--------------------|----------------|----------|-----------------------------|-------|
| 1 | 8/6:1 | Injectors | GN-BU | 4/46A:77 | Engine control module (ECM) | GN-BU |
| 2 | 7/24:1 | Front knock sensor | WH-BN | 4/46A:84 | Engine control module (ECM) | WH-BU |
| 3 | 7/24:2 | Front knock sensor | VT-OG | 4/46A:60 | Engine control module (ECM) | VT-OG |
| 4 | 8/7:1 | Injectors | GY-YE | 4/46A:52 | Engine control module (ECM) | GY-YE |
| 5 | 8/8:1 | Injectors | VT-GY | 4/46A:76 | Engine control module (ECM) | VT-GY |
| 6 | 8/9:1 | Injectors | YE-OG | 4/46A:53 | Engine control module (ECM) | YE-OG |
| 7 | 7/23:1 | Rear knock sensor | BN-GN | 4/46A:85 | Engine control module (ECM) | BN-GN |
| 8 | 7/23:2 | Rear knock sensor | BN-BU | 4/46A:61 | Engine control module (ECM) | BN-BU |
| 9 | 8/6:2 | Injectors | YE-BU | 4/46A:3 | Engine control module (ECM) | YE-BU |
| 10 | - | - | - | - | - | - |
| 11 | - | - | - | - | - | - |
| 12 | 8/7:2 | Injectors | BU-OG | 4/46A:25 | Engine control module (ECM) | BU-OG |
| 13 | 8/8:2 | Injectors | GN-VT | 4/46A:26 | Engine control module (ECM) | GN-VT |
| 14 | 8/9:2 | Injectors | BU | 4/46A:27 | Engine control module (ECM) | BU |
| 15 | - | - | - | - | - | - |
| 16 | - | - | - | - | - | - |

Connectors

74/313 - 74/321

74/313

1-pin black

| No. | Harness battery monitoring sensor (BMS) | | Engine compartment harness | | | |
|-----|---|---------------------------------|----------------------------|-----------|---------------------------------|-------|
| 1 | 7/240:2 | Battery monitoring sensor (BMS) | GN-BK | 4/56C1:49 | Central electronic module (CEM) | GN-BK |

74/316

6-pin black

| No. | Engine harness | | | Engine compartment harness | | |
|-----|----------------------|--|-------|----------------------------|---|-------|
| 1 | 2/35:3 | Relay, starter motor | RD | 11A/9:2 | Main fuses in engine compartment fuse box | RD |
| 2 | 73/3160 | Branching point | RD-BU | 73/3157 | Branching point | RD-BU |
| 3 | 4/46A:90 4/46B:43 | Engine Control Module (ECM), 1.6P Engine Control Module (ECM), 5-Cyl. | YE-VT | 2/246:2 | Relay secondary battery | YE-VT |
| 4 | 73/3162 74/301:27 | Branching point, Automatic transmission Connector, Manual transmission | RD | 11B/12:2 | Fuse, fuse box cold zone engine compartment | RD |
| 5 | 4/46A:5 4/46B:43 | Engine Control Module (ECM), 4-Cyl. Engine Control Module (ECM), 5-Cyl. | GY-VT | 2/166:2 | Relay, battery relay | GY-VT |
| 6 | - | | - | - | | - |

74/321

8-pin black

| No. | Harness forward facing radar | | | Engine compartment harness | | |
|-----|------------------------------|---------------------------|-------|----------------------------|---------------------------------|-------|
| 1 | - | | - | - | | - |
| 2 | 7/203:18 | Forward-aimed radar (FLR) | BN-BU | 74/411:4 | Connector | BN-BU |
| 3 | 7/203:9 | Forward-aimed radar (FLR) | GY-BU | 74/411:5 | Connector | GY-BU |
| 4 | - | | - | - | | - |
| 5 | - | | - | - | | - |
| 6 | 7/203:3 | Forward-aimed radar (FLR) | BK-RD | 73/3155 | Branching point | BK-RD |
| 7 | 7/203:1 | Forward-aimed radar (FLR) | GY-VT | 74/411:3 | Connector | GY-VT |
| 8 | 7/203:10 | Forward-aimed radar (FLR) | GY-OG | 4/56C1:74 | Central Electronic Module (CEM) | GY-OG |

Connectors

74/401

74/401

22-pin gray

| No. | Center console harness | | Dashboard harness | | | |
|-----|------------------------|------------------------------|-------------------|--------------------|------------------------------------|-------|
| 1 | 3/112C1:4 | Climate control system | WH-GN | 74/417:3 | Connector | WH-GN |
| 2 | 3/112C1:5 | Climate control system | BN-VT | 73/4010 | Branching point | BN-VT |
| 3 | 3/112C1:16 | Climate control system | YE-VT | 74/417:6 | Connector | YE-VT |
| 4 | 3/112C1:17 | Climate control system | VT-BN | 74/417:5 | Connector | BN |
| 5 | 3/112C1:14 | Climate control system | WH-GN | 74/417:7 | Connector | BU-GN |
| 6 | - | | - | - | | - |
| 7 | 4/6C1:1 | Climate control module (CCM) | RD | 4/56C3:73 | Central electronic module (CEM) | RD |
| 8 | 4/6C1:12 | Climate control module (CCM) | VT-BK | 4/31:2 | Fan control module | VT-BK |
| 9 | 4/6C1:10 | Climate control module (CCM) | GY-OG | 73/4001 73/4034 | Branching point Branching point | GY-OG |
| 10 | 4/6C1:8 | Climate control module (CCM) | VT-OG | 73/4002 73/4035 | Branching point Branching point | VT-OG |
| 11 | - | | - | - | | - |
| 12 | - | | - | - | | - |
| 13 | - | | - | - | | - |
| 14 | - | | - | - | | - |
| 15 | - | | - | - | | - |
| 16 | - | | - | - | | - |
| 17 | - | | - | - | | - |
| 18 | - | | - | - | | - |
| 19 | - | | - | - | | - |
| 20 | - | | - | - | | - |
| 21 | - | | - | - | | - |
| 22 | 4/6C1:22 | Climate control module (CCM) | BK | 73/4016 | Branching point | BK |

Connectors

74/403 - 74/404

74/403 22-pin gray

| No. | Dashboard harness | | | Tunnel harness | | |
|-----|-------------------|---------------------------------|-------|----------------------|--|-------|
| 1 | 16/1C1:5 | Integrated Audio Module (IAM) | BN | 16/123:4 | External equipment input (AUX) | BN |
| 2 | 16/1C1:6 | Integrated Audio Module (IAM) | GN | 16/123:2 | External equipment input (AUX) | GN |
| 3 | 16/1C2:7 | Integrated Audio Module (IAM) | WH | 16/123:1 | External equipment input (AUX) | WH |
| 4 | 16/1C1:8 | Integrated Audio Module (IAM) | - | - | - | - |
| 5 | - | - | - | - | - | - |
| 6 | 4/56C3:67 | Central electronic module (CEM) | BU-RD | 3/65:1 | Switch, heated rear seat | BU-RD |
| 7 | 4/56C3:69 | Central electronic module (CEM) | BU-RD | 10/72:1 16/181:13 | Front ashtray lighting Rear headphone sockets | BU-RD |
| 8 | 74/411:9 | Connector | GN-RD | 3/156A:3 | Gear selector module (GSM) | GN-OG |
| 9 | 74/411:11 | Connector | BU-GY | 3/156A:1 | Gear selector module (GSM) | BU-GY |
| 10 | - | - | - | - | - | - |
| 11 | - | - | - | - | - | - |
| 12 | - | - | - | - | - | - |
| 13 | - | - | - | - | - | - |
| 14 | - | - | - | - | - | - |
| 15 | - | - | - | - | - | - |
| 16 | - | - | - | - | - | - |
| 17 | - | - | - | - | - | - |
| 18 | - | - | - | - | - | - |
| 19 | - | - | - | - | - | - |
| 20 | 4/56C3:38 | Central electronic module (CEM) | WH-BN | 8/134:1 | Solenoid, reverse interlock, manual | WH-BN |
| 21 | - | - | - | - | - | - |
| 22 | 74/411:10 | Connector | BN-VT | 3/156A:2 | Gear selector module (GSM) | BN-VT |

74/404 2-pin black

| No. | Dashboard harness | | | Infotainment harness | | |
|-----|------------------------|---|----|-------------------------------------|--|----|
| 1 | 16/1C4:1 | Integrated Audio Module (IAM) | OG | 16/36C1:1 16/105C2:2 74/529:2 | TV receiver Audio module (AUD) Connector | OG |
| 2 | 3/281C2:2 16/60C4:2 | Infotainment control module (ICM) Phone module (PHM) | OG | 16/105C2:1 | Audio module (AUD) | OG |

Connectors

74/405 - 74/407 Alternative 1

74/405

4-pin black

| No. | Dashboard harness | | | Floor harness | | |
|-----|-------------------|-------------------------------|----|---------------|--------------------------|----|
| 1 | 16/1C3:1 | Integrated Audio Module (IAM) | WH | 16/16C2:2 | Window antenna amplifier | WH |
| 1S | 16/1C3:1S | Integrated Audio Module (IAM) | - | 16/16C2:2S | Window antenna amplifier | - |
| 2 | 16/1C3:2 | Integrated Audio Module (IAM) | WH | 16/16C2:1 | Window antenna amplifier | WH |
| 2S | 16/1C3:2S | Window antenna amplifier | - | 16/16C2:1S | Window antenna amplifier | - |

74/406

2-pin violet

| No. | Dashboard harness | | | Infotainment harness | | |
|-----|-------------------|--------------------|----|----------------------|----------------------|----|
| 1 | 16/60C2:1 | Phone module (PHM) | WH | 16/47C3:1 | Antenna GSM/GPS/RDAR | WH |
| 1S | 16/60C2:1S | Phone module (PHM) | - | 16/47C3:1S | Antenna GSM/GPS/RDAR | - |

74/407 Alternative 1

16-pin green

| No. | Dashboard harness | | | Floor harness | | |
|-----|-------------------|-------------------------------|-------|---------------|-----------|-------|
| 1 | 16/1C2:12 | Integrated Audio Module (IAM) | GY-BK | 74/507:23 | Connector | GY-BK |
| 2 | - | | - | - | | - |
| 3 | 16/1C2:7 | Integrated Audio Module (IAM) | YE-BK | 74/508:23 | Connector | YE-BK |
| 4 | 16/1C2:9 | Integrated Audio Module (IAM) | GY-RD | 74/509:4 | Connector | GY-RD |
| 5 | 16/1C2:10 | Integrated Audio Module (IAM) | YE-RD | 74/510:4 | Connector | YE-RD |
| 6 | - | | - | - | | - |
| 7 | - | | - | - | | - |
| 8 | - | | - | - | | - |
| 9 | 16/1C2:6 | Integrated Audio Module (IAM) | GN-BK | 74/507:22 | Connector | GN-BK |
| 10 | - | | - | - | | - |
| 11 | 16/1C2:1 | Integrated Audio Module (IAM) | VT-BK | 74/508:22 | Connector | VT-BK |
| 12 | 16/1C2:3 | Integrated Audio Module (IAM) | GN-RD | 74/509:3 | Connector | GN-RD |
| 13 | 16/1C2:4 | Integrated Audio Module (IAM) | VT-RD | 74/510:3 | Connector | VT-RD |
| 14 | - | | - | - | | - |
| 15 | - | | - | - | | - |
| 16 | - | | - | - | | - |

Connectors

74/407 Alternative 2 - 74/407B

74/407 Alternative 2

16-pin green

| No. | Infotainment harness | | Floor harness | | | |
|-----|----------------------|-----------|---------------|-----------|-----------|-------|
| 1 | 74/407B:1 | Connector | - | 74/507:23 | Connector | GY-BK |
| 2 | 74/407B:2 | Connector | - | 74/409:10 | Connector | GY |
| 3 | 74/407B:3 | Connector | - | 74/508:23 | Connector | YE-BK |
| 4 | 74/407B:4 | Connector | - | 74/509:4 | Connector | GY-RD |
| 5 | 74/407B:5 | Connector | - | 74/510:4 | Connector | YE-RD |
| 6 | - | - | - | - | - | - |
| 7 | - | - | - | - | - | - |
| 8 | - | - | - | - | - | - |
| 9 | 74/407B:9 | Connector | - | 74/507:22 | Connector | GN-BK |
| 10 | 74/407B:10 | Connector | - | 74/409:9 | Connector | GN |
| 11 | 74/407B:11 | Connector | - | 74/508:22 | Connector | VT-BK |
| 12 | 74/407B:12 | Connector | - | 74/509:3 | Connector | GN-RD |
| 13 | 74/407B:13 | Connector | - | 74/510:3 | Connector | VT-RD |
| 14 | - | - | - | - | - | - |
| 15 | - | - | - | - | - | - |
| 16 | - | - | - | - | - | - |

74/407B

16-pin green

| No. | Infotainment harness | | Floor harness | | | |
|-----|----------------------|--------------------|---------------|-----------|-----------|---|
| 1 | 16/105C3:1 | Audio module (AUD) | GY-BK | 74/407:1 | Connector | - |
| 2 | 16/105C3:2 | Audio module (AUD) | GY | 74/407:2 | Connector | - |
| 3 | 16/105C3:3 | Audio module (AUD) | YE-BK | 74/407:3 | Connector | - |
| 4 | 16/105C3:4 | Audio module (AUD) | GY-RD | 74/407:4 | Connector | - |
| 5 | 16/105C3:5 | Audio module (AUD) | YE-RD | 74/407:5 | Connector | - |
| 6 | - | - | - | - | - | - |
| 7 | - | - | - | - | - | - |
| 8 | - | - | - | - | - | - |
| 9 | 16/105C3:9 | Audio module (AUD) | GN-BK | 74/407:9 | Connector | - |
| 10 | 16/105C3:10 | Audio module (AUD) | GN | 74/407:10 | Connector | - |
| 11 | 16/105C3:11 | Audio module (AUD) | VT-BK | 74/407:11 | Connector | - |
| 12 | 16/105C3:12 | Audio module (AUD) | GN-RD | 74/407:12 | Connector | - |
| 13 | 16/105C3:13 | Audio module (AUD) | VT-RD | 74/407:13 | Connector | - |
| 14 | - | - | - | - | - | - |
| 15 | - | - | - | - | - | - |
| 16 | - | - | - | - | - | - |

Connectors

74/409:1-19

74/409
26-pin green

| No. | Dashboard harness | | Floor harness | | |
|-----------|-------------------|---|---------------|--|----------------|
| 1 | - | - | - | - | - |
| 2 | 3/272:3 | Switch, parking brake | BU | 4/115C1:20 Park Brake Module (PBM) | BU |
| 3 | 3/272:8 | Switch, parking brake | GN-WH | 4/115C1:11 Park Brake Module (PBM) | GN-WH |
| 4 | 3/272:7 | Switch, parking brake | WH-BN | 4/115C1:18 Park Brake Module (PBM) | WH-BN |
| 5 | 3/272:4 | Switch, parking brake | VT-GN | 4/115C1:9 Park Brake Module (PBM) | VT-GN |
| 6 | 3/272:6 | Switch, parking brake | WH-OG | 4/115C1:19 Park Brake Module (PBM) | WH-OG |
| 7 | 3/272:5 | Switch, parking brake | BN | 4/115C1:10 Park Brake Module (PBM) | BN |
| 8 | - | - | - | - | - |
| 9 | 16/26:1 | Speaker, dashboard middle | GN | 74/407:10 Connector | GN |
| 10 | 16/26:2 | Speaker, dashboard middle | GY | 74/407:2 Connector | GY |
| 11 | 74/412:1 | Connector | VT-WH | 4/9C1:73 Supplemental restraint system module (SRS) 74/31:20 Connector | VT-WH |
| 12 | 74/412:2 | Connector | YE | 4/9C1:72 Supplemental restraint system module (SRS) 74/31:19 Connector | YE |
| 13 | 16/1C2:2 | Integrated Audio Module (IAM) | GN-VT | 16/16C1:1 Window antenna amplifier | GN-VT |
| 14 | 74/534:2 | Connector | RD | 16/45C6:11 High Level Display Front (HLDF), China 73/4053 Branching point, Japan | RD |
| 15 | 74/417:3 | Connector | WH-GN | 73/5021 Branching point 74/30:4 Connector, LHD 74/31:4 Connector, RHD | WH-GN BN-VT |
| 16 | 73/4010 | Branching point | BN-VT | 74/30:4 Connector, RHD 9/15A:2 Control module, rear right seat heater 74/31:4 Connector, LHD | WH-GN BN-VT |
| 17 | 11C/19:2 | Fuses in distribution box passenger compartment | BU-RD | 16/60C1:5 Phone module (PHM) 16/147C1:32 Bluetooth phone module (BPM) | BU-RD |
| 18 | 11C/21:2 | Fuses in distribution box passenger compartment | BU-GY | 74/414:1 Connector 74/417:1 Connector | BU-GY |
| 19 | 73/4034 | Branching point | GY-OG | 73/5005 Branching point, RHD 73/5009 Branching point, LHD | GY-OG |
| continues | | | | | |

Connectors

74/409:20-26 - 74/411:1-18

74/409

26-pin green

| No. | Dashboard harness | | | Floor harness | | |
|-----|-------------------|--|-------|---------------------|--|-------|
| 20 | 73/4035 | Branching point | VT-OG | 73/5006 73/5010 | Branching point, RHD Branching point, LHD | VT-OG |
| 21 | 11C/16:2 | Fuses in distribution box passenger compartment | VT-RD | 3/281C1:8 | Infotainment control module (ICM) | YE-BE |
| 22 | 73/4038 | Branching point | GN-BK | 73/5016 74/518:2 | Branching point Connector | GN-BK |
| 23 | 73/4037 | Branching point | BU-BK | 73/5015 74/518:1 | Branching point Connector | BU-BK |
| 24 | 73/5132 | Branching point | BK-GY | 73/4016 73/4046 | Branching point Branching point | BK-GY |
| 25 | 11C/17:2 | Fuses in distribution box passenger compartment | GN-RD | 16/109 | RSE control module | GN-RD |
| 26 | 11C/18:2 | Fuses in distribution box passenger compartment | YE-RD | 16/1C2:1 | Integrated Audio Module (IAM) | YE-RD |

74/411

26-pin gray

| No. | Engine compartment harness | | | Dashboard harness | | |
|-----------|----------------------------|---|-------|--------------------|---|-------|
| 1 | 11A/11:2 11B/11:2 | Main fuses in engine compartment fuse box, with start/stop Fuse, engine compartment dis- tribution box, without start/stop | YE-RD | 73/4028 | Branching point | YE-RD |
| 2 | - | - | - | - | - | - |
| 3 | 4/56C3:63 | Central electronic module (CEM) | GY-VT | 74/321:7 | Connector | GY-VT |
| 4 | 74/321:2 | Connector | BN-BU | 74/412:18 | Connector | BN-BU |
| 5 | 74/321:3 | Connector | GY-BU | 74/412:17 | Connector | GY-BU |
| 6 | 10/1:8 10/2:8 | Lamp housing, front left Lamp housing, front right | BK | 73/4016 73/4017 | Branching point Branching point, LHD | BK |
| 7 | - | - | - | - | - | - |
| 8 | - | - | - | - | - | - |
| 9 | 74/301:9 | Connector | GN-OG | 74/403:8 | Connector | GN-RD |
| 10 | 74/301:11 | Connector | BN-VT | 74/403:22 | Connector | BN-VT |
| 11 | 74/301:21 | Connector | BU-GY | 74/403:9 | Connector | BU-GY |
| 12 | 11B/23:2 | Fuse, engine compartment distribution box | RD-BK | 3/111:1 | Light switch module (LSM) | RD-BK |
| 13 | 10/1:12 10/2:12 | Lamp housing, front left Lamp housing, front right | VT-GN | 3/111:4 | Light switch module (LSM) | VT-GN |
| 14 | - | - | - | - | - | - |
| 15 | - | - | - | - | - | - |
| 16 | - | - | - | - | - | - |
| 17 | - | - | - | - | - | - |
| 18 | - | - | - | - | - | - |
| continues | | | | | | |

Connectors

74/411:19-26 - 74/412

74/411 26-pin gray

| No. | Engine compartment harness | | | Dashboard harness | | |
|-----|----------------------------|--------------------------------------|-------|-------------------|--|-------|
| 19 | 73/3121 | Branching point | GY-BU | 74/412:2 | Connector | GY-BU |
| 20 | 73/3120 | Branching point | GN-OG | 74/412:1 | Connector | GN-OG |
| 21 | - | | - | - | | - |
| 22 | - | | - | - | | - |
| 23 | - | | - | - | | - |
| 24 | - | | - | - | | - |
| 25 | 11B/20:2 | Fuses in engine compartment fuse box | VT-BN | 4/9C2:68 | Supplemental restraint system module (SRS) | VT-BN |
| 26 | - | | - | - | | - |

74/412 22-pin green

| No. | Dashboard harness | | | Roof harness | | |
|-----|----------------------|--|-------|------------------------|------------------------------------|-------|
| 1 | 74/411:20 | Connector | GN-OG | 74/901:1 | Connector | GN-OG |
| 2 | 74/411:19 | Connector | YE | 74/901:2 | Connector | YE |
| 3 | 16/60C1:1 | Phone module (PHM) | BN-GN | 3/267:5 | Switch unit, telematics | BN-GN |
| 4 | 16/60C1:2 | Phone module (PHM) | GY-VT | 3/267:6 | Switch unit, telematics | GY-VT |
| 5 | Screened | | - | Screened | | - |
| 6 | 16/60C1:15 | Phone module (PHM) | WH | 3/267:1 | Switch unit, telematics | WH |
| 7 | 16/60C1:13 | Phone module (PHM) | VT | 3/267:7 | Switch unit, telematics | VT |
| 8 | 16/60C1:4 | Phone module (PHM) | YE-VT | 3/267:4 | Switch unit, telematics | YE-VT |
| 9 | 16/60C1:3 | Phone module (PHM) | BU-GY | 3/267:3 | Switch unit, telematics | BU-GY |
| 10 | 73/4005 | Branching point | BU-BK | 73/5097 73/5154 | Branching point Branching point | BU-BK |
| 11 | 4/9C2:22 4/9C2:45 | Supplemental restraint system module (SRS) Supplemental restraint system module (SRS) | GN-WH | 10/22C1:2 10/22C1:3 | Ceiling light Ceiling light | GN-WH |
| 12 | - | | - | - | | - |
| 13 | Screened | | - | Screened | | - |
| 14 | 16/1C1:3 | Integrated Audio Module (IAM) | WH | 16/98C1:1 | Microphone | WH |
| 15 | 4/56C3:6 | Central electronic module (CEM) | BU-BK | 73/5097 | Branching point | BU-BK |
| 16 | 4/56C3:7 | Central electronic module (CEM) | GN-BK | 73/5098 | Branching point | GN-BK |
| 17 | 4/80C1:9 | Forward Sensing Module (FSM) | GY-BU | 74/411:5 | Connector | GY-BU |
| 18 | 4/80C1:10 | Forward Sensing Module (FSM) | BN-BU | 74/411:4 | Connector | BN-BU |
| 19 | 73/4010 | Branching point | BN-VT | 73/4047 | Branching point | BN-VT |
| 20 | 73/4006 | Branching point | GN-BK | 73/5098 73/5155 | Branching point Branching point | GN-BK |
| 21 | - | | - | - | | - |
| 22 | - | | - | - | | - |

Connectors

74/414 - 74/417

74/414

8-pin gray

| No. | Dashboard harness | | | Roof harness | | |
|-----|---------------------|---------------------------------|-------|----------------------|---------------------------------------|-------|
| 1 | 4/56C3:75 | Central electronic module (CEM) | RD-BN | 4/33:1 | Sunroof control module | RD-BN |
| 2 | - | | - | - | | - |
| 3 | 74/409-18 | Connector | GY | 10/22C1:7 73/4031 | Ceiling light Branching point | GY |
| 4 | 73/4012 74/417:4 | Branching point Connector | BK-WH | 73/4013 73/4014 | Branching point Branching point | BK-WH |
| 5 | 4/56C3:5 | Central electronic module (CEM) | GY-GO | 73/5189 74/901:5 | Branching point Connector | GY-OG |
| 6 | 4/56C4:1 | Central electronic module (CEM) | VT-OG | 16/45C6:3 | Road traffic information module (RTI) | VT-OG |
| 7 | - | | - | - | | - |
| 8 | - | | - | - | | - |

74/416

1-pin violet

| No. | Dashboard harness | | | Floor harness | | |
|-----|-------------------|-----------------------------------|----|---------------|---------------------------------|----|
| 1 | 3/281C5:1 | Infotainment control module (ICM) | BK | 4/120C3:1 | Parking Assistance Camera (PAC) | BK |
| 1S | 3/281C5:1S | Infotainment control module (ICM) | - | 4/120C3:1S | Parking Assistance Camera (PAC) | - |

74/417

7-pin green

| No. | Dashboard harness | | | Climate control system harness | | |
|-----|-----------------------|------------------------|-------|--------------------------------|------------------------|----|
| 1 | 74/409:18 | Connector | BU-GY | 3/112 | Climate control system | RD |
| 2 | 73/4010 | Branching point | BN-VT | 3/112 | Climate control system | YE |
| 3 | 74/401:1 74/409:15 | Connector Connector | WH-GN | 3/112 | Climate control system | GN |
| 4 | 73/4012 | Branching point | BK-WH | 3/112 | Climate control system | BU |
| 5 | 74/401:4 | Connector | BN | 3/112 | Climate control system | PK |
| 6 | 74/401:3 | Connector | YE-VT | 3/112 | Climate control system | BN |
| 7 | 74/401:5 | Connector | BU-GN | 3/112 | Climate control system | GN |

Connectors

74/418 RHD - 74/421

74/418 RHD 6-pin gray

| No. | Harness FLC | | | FLC adapter harness | | |
|-----|-------------|------------------------|----|---------------------|------------------------------|----|
| 1 | 27/5C1:1 | Forward looking camera | WH | 4/80C2:1 | Forward Sensing Module (FSM) | WH |
| 2 | 27/5C1:2 | Forward looking camera | BN | 4/80C2:2 | Forward Sensing Module (FSM) | BN |
| 3 | 27/5C1:3 | Forward looking camera | GN | 4/80C2:3 | Forward Sensing Module (FSM) | GN |
| 4 | 27/5C1:4 | Forward looking camera | VT | 4/80C2:4 | Forward Sensing Module (FSM) | VT |
| 5 | 27/5C1:5 | Forward looking camera | GY | 4/80C2:5 | Forward Sensing Module (FSM) | GY |
| 6 | 27/5C1:6 | Forward looking camera | YE | 4/80C2:6 | Forward Sensing Module (FSM) | YE |
| 7S | 27/5C1:7S | Forward looking camera | - | 4/80C2:7S | Forward Sensing Module (FSM) | - |

74/419 1-pin blue

| No. | Dashboard harness | | | Infotainment harness | | |
|-----|-------------------|-------------------------------|----|----------------------|----------------------|----|
| 1 | 16/1C8:1 | Integrated Audio Module (IAM) | WH | 16/47C1:1 | Antenna GSM/GPS/RDAR | WH |
| 1S | 16/1C8:2 | Integrated Audio Module (IAM) | - | 16/47C1:1S | Antenna GSM/GPS/RDAR | - |

74/420 5-pin gray

| No. | Dashboard harness | | | Tunnel harness | | |
|-----|-------------------|-------------------------------|----|----------------|----------|----|
| 1 | 16/1C5:1 | Integrated Audio Module (IAM) | RD | 17/42C1:1 | USB-port | RD |
| 2 | 16/1C5:2 | Integrated Audio Module (IAM) | BN | 17/42C1:2 | USB-port | BN |
| 3 | 16/1C5:3 | Integrated Audio Module (IAM) | VT | 17/42C1:3 | USB-port | VT |
| 4 | 16/1C5:4 | Integrated Audio Module (IAM) | BK | 17/42C1:4 | USB-port | BK |
| 5 | 16/1C5:S | Integrated Audio Module (IAM) | - | 17/42C1:S | USB-port | - |

74/421 2-pin gray

| No. | Dashboard harness | | | Infotainment harness | | |
|-----|-------------------|-----------------------------------|----|----------------------|-------------|----|
| 1 | 3/281C4:1 | Infotainment Control Module (ICM) | BK | 16/36C2:4 | TV receiver | BK |
| 1S | 3/281C4:1S | Infotainment Control Module (ICM) | - | 16/36C2:5 | TV receiver | - |

Connectors

74/428 - 74/503:1-14

74/428

3-pin blue

| No. | Dashboard harness | | Harness passenger seat | |
|-----|--------------------------------------|----|--------------------------------------|----|
| 1 | 16/109C6:1 DVD player/control module | BN | 16/164C1:1 Screen, LH head restraint | WH |
| 2 | 16/109C6:2 DVD player/control module | VT | 16/164C1:2 Screen, LH head restraint | BU |
| 3S | 16/109C6:S DVD player/control module | - | 16/164C1:S Screen, LH head restraint | - |

74/429

3-pin blue

| No. | Dashboard harness | | Harness drivers seat | |
|-----|--------------------------------------|----|--------------------------------------|----|
| 1 | 16/109C7:1 DVD player/control module | BN | 16/165C2:1 Screen, RH head restraint | WH |
| 2 | 16/109C7:2 DVD player/control module | VT | 16/165C2:2 Screen, RH head restraint | BU |
| 3S | 16/109C7:S DVD player/control module | - | 16/165C2:S Screen, RH head restraint | - |

74/430

3-pin blue

| No. | Dashboard harness | | Infotainment harness | |
|-----|---------------------------------------|----|--------------------------------------|----|
| 1 | 16/109C5:1 DVD player/control module | BN | 16/36C5:1 Screen, RH head restraint | BN |
| 2 | 16/109C5:2 DVD player/control module | VT | 16/36C5:2 Screen, RH head restraint | VT |
| 3S | 16/109C5:3S DVD player/control module | - | 16/36C5:3S Screen, RH head restraint | - |

74/503

22-pin gray

| No. | Infotainment harness | | Tunnel harness | |
|-----------|--------------------------------|-------|----------------------------------|-------|
| 1 | 16/105C5:16 Audio module (AUD) | WH-OG | 16/181:1 Rear headphone sockets | WH-OG |
| 2 | 16/105C5:15 Audio module (AUD) | WH | 16/181:2 Rear headphone sockets | WH |
| 3 | 16/105C5:17 Audio module (AUD) | GN-VT | 16/181:3 Rear headphone sockets | GN-VT |
| 4 | - | - | - | - |
| 5 | 16/105C5:1 Audio module (AUD) | BU-OG | 16/181:5 Rear headphone sockets | BU-OG |
| 6 | 16/105C5:13 Audio module (AUD) | GY-BN | 16/181:6 Rear headphone sockets | GY-BN |
| 7 | 16/105C5:2 Audio module (AUD) | YE-GN | 16/181:7 Rear headphone sockets | YE-GN |
| 8 | 16/105C5:3 Audio module (AUD) | BU | 16/181:9 Rear headphone sockets | BU |
| 9 | 16/105C5:14 Audio module (AUD) | YE-VT | 16/181:10 Rear headphone sockets | YE-VT |
| 10 | 16/105C5:4 Audio module (AUD) | YE | 16/181:11 Rear headphone sockets | YE |
| 11 | - | - | - | - |
| 12 | - | - | - | - |
| 13 | - | - | - | - |
| 14 | - | - | - | - |
| continues | | | | |

Connectors

74/503:15-22 - 74/504:1-11

74/503

22-pin gray

| No. | Infotainment harness | | | Tunnel harness | | |
|-----|----------------------|-------------------------|-------|----------------|---------------------------------------|-------|
| 15 | 4/84C1:3 | Suspension module (SUM) | YE-BK | 3/225:5 | Continuously Controlled Damping (CCD) | YE-BK |
| 16 | 4/84C1:21 | Suspension module (SUM) | VT-OG | 3/225:6 | Continuously Controlled Damping (CCD) | VT-OG |
| 17 | 4/84C1:24 | Suspension module (SUM) | YE-RD | 3/225:1 | Continuously Controlled Damping (CCD) | YE-RD |
| 18 | 4/84C1:26 | Suspension module (SUM) | BU | 3/225:2 | Continuously Controlled Damping (CCD) | BU |
| 19 | 4/84C1:11 | Suspension module (SUM) | GN-BK | 3/225:3 | Continuously Controlled Damping (CCD) | GN-BK |
| 20 | 4/84C1:29 | Suspension module (SUM) | GY-OG | 3/225:4 | Continuously Controlled Damping (CCD) | GY-OG |
| 21 | - | - | - | - | - | - |
| 22 | - | - | - | - | - | - |

74/504

57-pin natural

| No. | Engine compartment harness | | | Floor harness | | |
|-----------|----------------------------|--|-------|---------------|-----------------|-------|
| 1 | 74/301:6 | Connector | WH | 74/507:17 | Connector | WH |
| 2 | 74/301:7 | Connector | BK-WH | 74/507:18 | Connector | BK-WH |
| 3 | - | - | - | - | - | - |
| 4 | - | - | - | - | - | - |
| 5 | 4/16C1:43 | Brake control module (BCM) | YE-BK | 74/512:5 | Connector | YE-BK |
| 6 | 4/16C1:42 | Brake control module (BCM) | BU-RD | 74/512:6 | Connector | BU-RD |
| 7 | 4/9C1:72 | Supplemental restraint system module (SRS) | GY-BU | 73/3121 | Branching point | GY-BU |
| | 73/5114 | Branching point | | | | |
| 8 | 4/9C1:73 | Supplemental restraint system module (SRS) | GN-OG | 73/3120 | Branching point | GN-OG |
| | 73/5115 | Branching point | | | | |
| 9 | - | - | - | - | - | - |
| 10 | - | - | - | - | - | - |
| 11 | 4/16C1:36 | Brake control module (BCM) | BU-OG | 74/511:7 | Connector | BU-OG |
| continues | | | | | | |

Connectors

74/504:12-41

74/504
57-pin natural

| No. | Engine compartment harness | | Floor harness | | | |
|-----------|----------------------------|---------------------------------|---------------|-----------|---------------------------------|-------|
| 12 | 4/16C1:37 | Brake control module (BCM) | GN-RD | 74/511:6 | Connector | GN-RD |
| 13 | - | | - | - | | - |
| 14 | 4/56C1:9 | Central electronic module (CEM) | VT-GN | 2/193:1 | Relay, comfort functions | VT-GN |
| 15 | - | | - | - | | - |
| 16 | - | | - | - | | - |
| 17 | 74/301:19 | Connector | BU-WH | 7/51:5 | Accelerator pedal sensor | BU-WH |
| 18 | 74/301:29 | Connector, Gasoline | YE-OG | 74/511:17 | Connector | YE-OG |
| 19 | 74/301:27 | Connector | RD | 4/56C2:17 | Central electronic module (CEM) | RD |
| 20 | - | | - | - | | - |
| 21 | 74/301:17 | Connector | BU | 74/512:7 | Connector | BU |
| 22 | - | | - | - | | - |
| 23 | - | | - | - | | - |
| 24 | - | | - | - | | - |
| 25 | - | | - | - | | - |
| 26 | - | | - | - | | - |
| 27 | - | | - | - | | - |
| 28 | - | | - | - | | - |
| 29 | - | | - | - | | - |
| 30 | - | | - | - | | - |
| 31 | - | | - | - | | - |
| 32 | - | | - | - | | - |
| 33 | - | | - | - | | - |
| 34 | - | | - | - | | - |
| 35 | - | | - | - | | - |
| 36 | - | | - | - | | - |
| 37 | 74/301:33 | Connector | VT-OG | 74/512:2 | Connector | VT-OG |
| 38 | 74/301:24 | Connector | GN-OG | 74/512:3 | Connector | GN-OG |
| 39 | 74/301:31 | Connector | BU-GY | 74/512:4 | Connector | BU-GY |
| 40 | - | | - | - | | - |
| 41 | 74/9:7 | Connector | YE-RD | 74/512:14 | Connector | YE-RD |
| continues | | | | | | |

Connectors

74/504:42-57 - 74/504B

74/504

57-pin natural

| No. | Engine compartment harness | | Floor harness | | | |
|-----|----------------------------|--|---------------|--------------------|--|-------|
| 42 | 74/301:20 | Connector, Manual transmission | GY-BN | 4/56C2:41 | Central electronic module (CEM), Diesel, Manual transmission | GY-BN |
| 43 | - | | - | - | | - |
| 44 | 73/3021 73/3023 | Branching point Branching point | BU-BK | 74/511:3 | Connector | BU-BK |
| 45 | 73/3022 73/3024 | Branching point Branching point | GN-BK | 74/511:4 | Connector | GN-BK |
| 46 | - | | - | - | | - |
| 47 | - | | - | - | | - |
| 48 | - | | - | - | | - |
| 49 | - | | - | - | | - |
| 50 | - | | - | - | | - |
| 51 | - | | - | - | | - |
| 52 | - | | - | - | | - |
| 53 | - | | - | - | | - |
| 54 | - | | - | - | | - |
| 55 | - | | - | - | | - |
| 56 | 4/56C1:30 73/3019 | Central electronic module (CEM) Branching point | GY-OG | 73/5005 73/5009 | Branching point Branching point | GY-OG |
| 57 | 4/56C1:31 73/3020 | Central electronic module (CEM) Branching point | VT-OG | 73/5006 73/5010 | Branching point Branching point | VT-OG |

74/504B

2-pin red

| No. | Engine compartment harness | | Floor harness | | | |
|-----|----------------------------|---|---------------|---------|-----------------|-------|
| 1 | - | | - | - | | - |
| 2 | 11A/3:2 | Fuse, engine compartment distribution box | RD-GN | 73/5075 | Branching point | RD-GN |

Connectors

74/507:1-20

74/507 26-pin black

| No. | Harness front door, left | | Floor harness | | | |
|-----------|----------------------------------|---|---------------|-----------|------------------------------------|-------|
| 1 | 3/126C2:3 3/127C2:3 | Driver door module (DDM) Passenger door module (PDM) | GY-OG | 73/5005 | Branching point | GY-OG |
| 2 | 3/126C2:15 3/127C2:15 | Driver door module (DDM) Passenger door module (PDM) | VT-OG | 73/5006 | Branching point | VT-OG |
| 3 | 6/36:4 | Lock motor, central locking, LH front door | GN-VT | 4/56C2:11 | Central electronic module (CEM) | GN-VT |
| 4 | 3/127C1:20 73/5019 | Passenger door module (PDM), RHD Branching point, LHD | GN-WH | 74/509:7 | Connector | GN-WH |
| 5 | - | | - | - | | - |
| 6 | - | | - | - | | - |
| 7 | 3/176:1 73/5166 | Switch, driver's door power windows, LHD | BU-WH | 73/5044 | Branching point, LHD | BU-WH |
| 8 | 6/62C2:2 | Left power exterior rearview mirror | OG | 74/537:2 | Connector | OG |
| 9 | 6/62C2:4 | Left power exterior rearview mirror | GN | 74/537:4 | Connector | GN |
| 10 | 6/62C2:5 | Left power exterior rearview mirror | BU | 74/537:5 | Connector | BU |
| 11 | 3/273:1 | Lock contact, LH front door | BU-GN | 4/93C5:19 | Keyless vehicle module (KVM) | BU-GN |
| 12 | 3/273:3 | Lock contact, LH front door | YE-VT | 4/93C5:21 | Keyless vehicle module (KVM) | YE-VT |
| 13 | 6/36:4 | Lock motor, central locking, LH front door | GN-OG | 4/93C4:9 | Keyless vehicle module (KVM) | GN-OG |
| 14 | 6/36:1 | Lock motor, central locking, LH front door | GY | 4/93C2:4 | Keyless vehicle module (KVM) | GY |
| 15 | 6/36:2 | Lock motor, central locking, LH front door | VT-BK | 4/93C4:1 | Keyless vehicle module (KVM) | VT-BK |
| 16 | 6/62C2:1 | Left power exterior rearview mirror | BN | 74/537:1 | Connector | BN |
| 17 | 6/62C1:2 | Left power exterior rearview mirror | WH | 74/504:1 | Connector | WH |
| 18 | 6/62C1:3 | Left power exterior rearview mirror | BK-WH | 74/504:2 | Connector | BK-WH |
| 19 | - | | - | - | | - |
| 20 | 3/127C1:13 73/5024 73/5037 | Passenger door module (PDM), RHD without Keyless module Branching point, RHD with Key- less module Branching point, LHD | BK-VT | 73/5035 | Branching point | BK-VT |
| continues | | | | | | |

Connectors

74/507:21-26 - 74/508:1-10

74/507

26-pin black

| No. | Harness front door, left | | Floor harness | | | |
|-----|--------------------------|---------------------------------|---------------|----------|---|-------|
| 21 | 3/126C1:2 | Driver door module (DDM) | VT-RD | 11C/8:2 | Fuses in distribution box passenger compartment | VT-RD |
| | 3/127C1:2 | Passenger door module (PDM) | RD | 11C/9:2 | Fuses in distribution box passenger compartment | RD |
| 22 | 16/4:1 | Left-hand front door speaker | GN-BK | 74/407:9 | Connector | GN-BK |
| | 16/55:1 | Treble speaker, left front door | | | | |
| | 73/5078 | Branching point | | | | |
| 23 | 6/55:2 | Treble speaker, left front door | GY-BK | 74/407:1 | Connector | GY-BK |
| | 16/4:2 | Left-hand front door speaker | | | | |
| | 73/5079 | Branching point | | | | |
| 24 | - | - | - | - | - | - |
| 25 | 7/208:1 | Pressure sensor front door left | YE-RD | 4/9C1:57 | Supplemental restraint system module (SRS) | YE-RD |
| 26 | 7/208:2 | Pressure sensor front door left | VT-OG | 4/9C1:58 | Supplemental restraint system module (SRS) | VT-OG |

74/508

26-pin black

| No. | Harness front door, right | | Floor harness | | | |
|-----------|---------------------------|--|---------------|-----------|---------------------------------|-------|
| 1 | 3/126C2:3 | Driver door module (DDM), RHD | GY-OG | 73/5009 | Branching point | GY-OG |
| | 3/127C2:3 | Passenger door module (PDM), LHD | | | | |
| 2 | 3/126C2:15 | Driver door module (DDM), RHD | VT-OG | 73/5010 | Branching point | VT-OG |
| | 3/127C2:15 | Passenger door module (PDM), LHD | | | | |
| 3 | 6/55:4 | Lock motor, central locking, RH front door | GN-BK | 4/56C2:29 | Central electronic module (CEM) | GN-BK |
| 4 | 3/127C2:4 | Passenger door module (PDM), LHD | GN-WH | 74/510:7 | Connector | GN-WH |
| | 73/5019 | Branching point, RHD | | | | |
| 5 | - | - | - | - | - | - |
| 6 | - | - | - | - | - | - |
| 7 | 3/176:1 | Switch, driver's door power windows, RHD | BU-WH | 73/5044 | Branching point, RHD | BU-WH |
| 8 | - | - | - | - | - | - |
| 9 | - | - | - | - | - | - |
| 10 | - | - | - | - | - | - |
| continues | | | | | | |

Connectors

74/508:11-26

74/508
26-pin black

| No. | Harness front door, right | | | Floor harness | | |
|-----|----------------------------------|--|-------------|--------------------|--|-------------|
| 11 | 3/274:1 | Lock contact, RH front door | GN-RD | 4/93C5:2 | Keyless vehicle module (KVM) | GN-RD |
| 12 | 3/274:3 | Lock contact, RH front door | BU-GY | 4/93C5:22 | Keyless vehicle module (KVM) | BU-GY |
| 13 | 6/55:2 | Lock motor, central locking, RH front door | GY-BN | 4/93C4:22 | Keyless vehicle module (KVM) | GY-BN |
| 14 | 6/55:4 | Lock motor, central locking, RH front door | BU-RD | 4/93C2:5 | Keyless vehicle module (KVM) | BU-RD |
| 15 | 6/55:3 | Lock motor, central locking, RH front door | GN-VT | 4/93C4:2 | Keyless vehicle module (KVM) | GN-VT |
| 16 | - | | - | - | | - |
| 17 | - | | - | - | | - |
| 18 | - | | - | - | | - |
| 19 | - | | - | - | | - |
| 20 | 3/127C1:13 73/5024 73/5037 | Passenger door module (PDM), LHD without Keyless module Branching point, LHD, with Keyless module Branching point, RHD | BK-GN | 73/5023 | Branching point | BK-GN |
| 21 | 3/126C1:2 3/127C1:2 | Driver door module (DDM) Passenger door module (PDM) | VT-RD RD | 11C/8:2 11C/9:2 | Fuses in distribution box passenger compartment Fuses in distribution box passenger compartment | VT-RD RD |
| 22 | 16/3:1 16/56:1 73/5076 | Right-hand front door speaker Treble speaker, right front door Branching point | VT-BK | 74/407:11 | Connector | VT-BK |
| 23 | 16/3:2 16/56:2 73/5077 | Right-hand front door speaker Treble speaker, right front door Branching point | YE-BK | 74/407:3 | Connector | YE-BK |
| 24 | - | | - | - | | - |
| 25 | 7/209:1 | Pressure sensor front door right | YE-RD | 4/9C1:56 | Supplemental restraint system module (SRS) | YE-RD |
| 26 | 7/209:2 | Pressure sensor front door right | VT-OG | 4/9C1:55 | Supplemental restraint system module (SRS) | VT-OG |

Connectors

74/509

74/509 16-pin black

| No. | Rear left door harness | | | Floor harness | | |
|-----|------------------------|---|-------|---------------|---|-------|
| 1 | 3/128:2 | Left rear door module (LDM) | RD-BU | 11C/11:2 | Fuses in distribution box passenger compartment | RD-BU |
| 2 | 3/128:13 73/5036 | Left rear door module (LDM), without Keyless module Branching point, with Keyless module | BK-VT | 73/5035 | Branching point | BK-VT |
| 3 | 16/6:1 16/136:1 | Speaker, left rear door LH rear door tweeter | GN-RD | 74/407:12 | Connector | GN-RD |
| 4 | 16/6:2 16/136:2 | Speaker, left rear door LH rear door tweeter | GY-RD | 74/407:4 | Connector | GY-RD |
| 5 | 6/57:4 | Lock motor, central locking, LH rear door | GN | 4/56C2:10 | Central electronic module (CEM) | GN |
| 6 | - | | - | - | | - |
| 7 | 3/128:20 | Left rear door module (LDM) | GN-WH | 74/507:4 | Connector | GN-WH |
| 8 | 3/275:5 | Lock contact, left rear door | YE | 4/93C1:15 | Keyless vehicle module (KVM) | YE |
| 9 | 3/275:4 | Lock contact, left rear door | GN-BN | 4/93C1:3 | Keyless vehicle module (KVM) | GN-BN |
| 10 | 6/57:2 | Lock motor, central locking, LH rear door | BU-BN | 4/93C3:2 | Keyless vehicle module (KVM) | BU-BN |
| 11 | 6/57:1 | Lock motor, central locking, LH rear door | YE-BU | 4/93C2:2 | Keyless vehicle module (KVM) | YE-BU |
| 12 | 6/57:4 | Lock motor, central locking, LH rear door | VT-OG | 4/93C5:15 | Keyless vehicle module (KVM) | VT-OG |
| 13 | 3/275:1 | Lock contact, left rear door | GY-OG | 4/93C5:17 | Keyless vehicle module (KVM) | GY-OG |
| 14 | 3/275:3 | Lock contact, left rear door | GN-OG | 4/93C5:4 | Keyless vehicle module (KVM) | GN-OG |
| 15 | - | | - | - | | - |
| 16 | - | | - | - | | - |

Connectors

74/510

74/510
16-pin black

| No. | Rear right door harness | | | Floor harness | | |
|-----|-------------------------|--|-------|---------------|--|-------|
| 1 | 3/129:2 | Right rear door module (RDM) | RD-GN | 11C/10:2 | Fuse in distribution box passenger compartment | YE-RD |
| 2 | 3/129:13 73/5025 | Right rear door module (RDM), without Keyless module Branching point, with Keyless module | BK-GN | 73/5023 | Branching point | BK-GN |
| 3 | 16/5:1 16/137:1 | Speaker, right rear door RH rear door tweeter | VT-RD | 74/407:13 | Connector | VT-RD |
| 4 | 16/5:2 16/137:2 | Speaker, right rear door RH rear door tweeter | YE-RD | 74/407:5 | Connector | YE-RD |
| 5 | 6/56:4 | Lock motor, central locking, RH rear door | YE | 4/56C2:28 | Central electronic module (CEM) | YE |
| 6 | - | | - | - | | - |
| 7 | 3/129:20 | Right rear door module (RDM) | GN-WH | 74/508:4 | Connector | GN-WH |
| 8 | 3/276:5 | Lock contact, RH rear door | BU-OG | 4/93C1:14 | Keyless vehicle module (KVM) | BU-OG |
| 9 | 3/276:4 | Lock contact, RH rear door | VT-GY | 4/93C1:23 | Keyless vehicle module (KVM) | VT-GY |
| 10 | 6/56:3 | Lock motor, central locking, RH rear door | GY-BK | 4/93C3:1 | Keyless vehicle module (KVM) | GY-BK |
| 11 | 6/56:4 | Lock motor, central locking, RH rear door | GN | 4/93C2:3 | Keyless vehicle module (KVM) | GN |
| 12 | 6/56:2 | Lock motor, central locking, RH rear door | YE-RD | 4/93C4:21 | Keyless vehicle module (KVM) | YE-RD |
| 13 | 3/276:1 | Lock contact, RH rear door | VT-RD | 4/93C5:5 | Keyless vehicle module (KVM) | VT-RD |
| 14 | 3/276:3 | Lock contact, RH rear door | GY-RD | 4/93C5:20 | Keyless vehicle module (KVM) | GY-RD |
| 15 | - | | - | - | | - |
| 16 | - | | - | - | | - |

Connectors

74/511

74/511

22-pin gray

| No. | Floor harness | | | Left rear axle harness | | |
|-----|----------------------|--|-------|------------------------|--------------------------------------|-------|
| 1 | 11C/29:2 | Fuse in distribution box passenger compartment | WH-VT | 74/520:6 | Connector | GN-RD |
| 2 | - | | - | - | | - |
| 3 | 73/5015 74/504:44 | Branching point Connector | BU-BK | 74/520:1 | Connector | BU-BK |
| 4 | 73/5016 74/504:45 | Branching point Connector | GN-BK | 74/520:2 | Connector | GN-BK |
| 5 | - | | - | - | | - |
| 6 | 74/504:12 | Connector | GN-RD | 7/56:2 | Sensor ABS, rear left | BN |
| 7 | 74/504:11 | Connector | BU-OG | 7/56:1 | Sensor ABS, rear left | WH |
| 8 | - | | - | - | | - |
| 9 | - | | - | - | | - |
| 10 | - | | - | - | | - |
| 11 | - | | - | - | | - |
| 12 | 74/518:6 | Connector | GN-BU | 8/22:1 | Shock absorbers, Four-C, rear left | GN-BU |
| 13 | 74/518:7 | Connector | YE-BU | 8/22:2 | Shock absorbers, Four-C, rear left | YE-BU |
| 14 | 74/518:3 | Connector | YE-GN | 7/120:5 | Height sensor, suspension, rear left | YE-GN |
| 15 | 74/518:4 | Connector | GN-BN | 7/120:1 | Height sensor, suspension, rear left | GN-BN |
| 16 | 74/518:5 | Connector | VT-WH | 7/120:4 | Height sensor, suspension, rear left | VT-WH |
| 17 | 74/504:18 | Connector | YE-OG | 4/83:5 | Control module fuel pump | YE-OG |
| 18 | 4/56C2:51 | Central electronic module (CEM) | GN-BU | 6/33:1 | Fuel pump | GN-BU |
| 19 | 4/56C2:33 | Central electronic module (CEM) | YE-VT | 6/33:2 | Fuel pump | YE-VT |
| 20 | 4/56C2:15 | Central electronic module (CEM) | GN-OG | 6/33:6 | Fuel pump | GN-OG |
| 21 | - | | - | - | | - |
| 22 | - | | - | - | | - |

Connectors

74/512 - 74/513

74/512

14-pin gray

| No. | Floor harness | | Harness rear axle right | | |
|-----|---------------|---------------------------------|-------------------------|------------------|---|
| 1 | - | - | - | - | - |
| 2 | 74/504:37 | Connector | VT-OG | 6/67:1 | Pump, fuel leakage control VT-OG |
| 3 | 74/504:38 | Connector | GN-OG | 6/67:2 | Pump, fuel leakage control GN-OG |
| 4 | 74/504:39 | Connector | BU-GY | 6/67:3 | Pump, fuel leakage control BU-GY |
| 5 | 74/504:5 | Connector | YE-BK | 7/57:1 | Sensor ABS, rear right WH |
| 6 | 74/504:6 | Connector | BU-RD | 7/57:2 | Sensor ABS, rear right BN |
| 7 | 74/504:21 | Connector | BU | 6/67:4 9/38:1 | Pump, fuel leakage control Electrically heated fuel filter BU |
| 8 | 31/68 | Ground connection | BK-OG | 6/35:2 9/38:2 | Fuel pump, auxiliary heater Electrically heated fuel filter BK-OG |
| 9 | 4/56C2:36 | Central electronic module (CEM) | YE-GN | 7/121:5 | Height sensor, suspension, rear right YE-GN |
| 10 | 4/56C2:53 | Central electronic module (CEM) | GN-BN | 7/121:1 | Height sensor, suspension, rear right GN-BN |
| 11 | 4/56C2:35 | Central electronic module (CEM) | GN-VT | 7/121:4 | Height sensor, suspension, rear right GN-VT |
| 12 | - | - | - | - | - |
| 13 | - | - | - | - | - |
| 14 | 74/504:41 | Connector | YE-RD | 6/35:1 | Fuel pump, auxiliary heater YE-RD |

74/513

5-pin green

| No. | Infotainment harness | | Harness rear axle right | | |
|-----|----------------------|-------------------------|-------------------------|---------|--|
| 1 | 4/84C1:5 | Suspension module (SUM) | VT-GY | 8/23:1 | Shock absorbers, Four-C, rear right VT-GY |
| 2 | 4/84C1:4 | Suspension module (SUM) | BU-BN | 8/23:2 | Shock absorbers, Four-C, rear right BU-BN |
| 3 | 73/5066 | Branching point | YE-GN | 7/121:5 | Shock absorbers, Four-C, rear right YE-GN |
| 4 | 73/5053 | Branching point | YE-GN | 7/121:1 | Shock absorbers, Four-C, rear right GN-BN |
| 5 | 4/84C1:14 | Suspension module (SUM) | GN-VT | 7/121:4 | Shock absorbers, Four-C, rear right GN-VT |

Connectors

74/514 - 74/518

74/514 4-pin gray

| No. | Floor harness | | Left rear axle harness | | | |
|-----|---------------|---------------------------------|------------------------|----------|----------------------------------|-------|
| 1 | 4/115C1:29 | Park Brake Module (PBM) | BU-GN | 6/146:2 | Lock motor, rear left brake disc | BU-GN |
| 2 | 4/115C1:14 | Park Brake Module (PBM) | VT-BK | 6/146:1 | Lock motor, rear left brake disc | VT-BK |
| 3 | 4/56C2:76 | Central electronic module (CEM) | YE-OG | 4/83:4 | Control module fuel pump | YE-OG |
| 4 | 31/65 | Ground connection | BK-YE | 74/520:4 | Connector | BK-YE |

74/515 7-pin gray

| No. | Dashboard harness | | Tunnel harness | | | |
|-----|-------------------|---------------------------|----------------|------------|---------------------------------|----|
| 1 | 16/109C2:14 | DVD player/control module | GN | 16/123C1:3 | Auxiliary equipment input (AUX) | GN |
| 2 | - | | - | - | | - |
| 3 | - | | - | - | | - |
| 4 | 16/109C2:1 | DVD player/control module | WH | 16/123C1:4 | Auxiliary equipment input (AUX) | WH |
| 5 | 16/109C2:2 | DVD player/control module | BN | 16/123C1:6 | Auxiliary equipment input (AUX) | BN |
| 6 | 16/109C2:3 | DVD player/control module | YE | 16/123C1:5 | Auxiliary equipment input (AUX) | YE |
| 7 | 16/109C2:13 | DVD player/control module | - | 16/123C1:1 | Auxiliary equipment input (AUX) | - |

74/518 7-pin gray

| No. | Infotainment harness | | Floor harness | | | |
|-----|----------------------|-------------------------|---------------|----------------------|------------------------------|-------|
| 1 | 4/84C1:16 | Suspension module (SUM) | BU-BK | 73/5011 74/409:23 | Branching point Connector | BU-BK |
| 2 | 4/84C1:15 | Suspension module (SUM) | GN-BK | 73/5012 74/409:22 | Branching point Connector | GN-BK |
| 3 | 74/511:14 | Connector | YE-GN | 73/5052 | Branching point | YE-GN |
| 4 | 74/511:15 | Connector | GN-BN | 73/5053 | Branching point | GN-BN |
| 5 | 74/511:16 | Connector | VT-WH | 4/84C1:28 | Suspension module (SUM) | VT-WH |
| 6 | 74/511:12 | Connector | GN-BU | 4/84C1:2 | Suspension module (SUM) | GN-BU |
| 7 | 74/511:13 | Connector | YE-BU | 4/84C1:1 | Suspension module (SUM) | YE-BU |

Connectors

74/519

74/519
22-pin gray

| No. | Infotainment harness | | | Engine compartment harness | | |
|-----|----------------------|---------------------------------|-------|----------------------------|--|-------|
| 1 | 4/84C1:6 | Suspension module (SUM) | BU-BK | 8/20:1 | Shock absorbers, Four-C, front left | BU-BK |
| 2 | 4/84C1:7 | Suspension module (SUM) | VT-BN | 8/20:2 | Shock absorbers, Four-C, front left | VT-BN |
| 3 | 4/84C1:9 | Suspension module (SUM) | GY-YE | 8/21:1 | Shock absorbers, Four-C, front right | GY-YE |
| 4 | 4/84C1:8 | Suspension module (SUM) | BU-OG | 8/21:2 | Shock absorbers, Four-C, front right | BU-OG |
| 5 | 73/5052 | Branching point | YE-GN | 7/118:5 | Height sensor, suspension, front left | YE-GN |
| 6 | 4/84C1:12 | Suspension module (SUM) | BU-RD | 7/118:4 | Height sensor, suspension, front left | BU-RD |
| 7 | 73/5066 | Branching point | YE-GN | 73/3077 | Branching point | YE-GN |
| 8 | 4/84C1:27 | Suspension module (SUM) | GY-VT | 7/119:4 | Height sensor, suspension, front right | GY-VT |
| 9 | 4/84C1:22 | Suspension module (SUM) | BU-GY | 7/88:1 | Acceleration sensor, Four-C, front right | BU-GY |
| 10 | 4/84C1:10 | Suspension module (SUM) | VT-RD | 7/87:1 | Acceleration sensor, Four-C, front left | VT-RD |
| 11 | 4/84C1:19 | Suspension module (SUM) | GN-BN | 73/3078 | Branching point | GN-BN |
| 12 | 4/86C2:2 | Parking Assistance Module (PAM) | VT-GY | 74/309:4 | Connector | VT-GY |
| 13 | 4/86C2:5 | Parking Assistance Module (PAM) | BU-GN | 74/309:5 | Connector | BU-GN |
| 14 | 4/86C2:1 | Parking Assistance Module (PAM) | YE-OG | 74/309:6 | Connector | YE-OG |
| 15 | 4/86C2:6 | Parking Assistance Module (PAM) | BU-BK | 74/309:10 | Connector | BU-BK |
| 16 | 4/86C2:7 | Parking Assistance Module (PAM) | BU-GY | 74/309:11 | Connector | BU-GY |
| 17 | 4/86C2:8 | Parking Assistance Module (PAM) | BU-OG | 74/309:12 | Connector | BU-OG |
| 18 | - | | - | - | | - |
| 19 | - | | - | - | | - |
| 20 | - | | - | - | | - |
| 21 | - | | - | - | | - |
| 22 | - | | - | - | | - |

Connectors

74/520 - 74/526

74/520 6-pin gray

| No. | Left rear axle harness | | | All wheel drive harness | | |
|-----|------------------------|-----------|-------|-------------------------|--------------------------------------|-------|
| 1 | 74/511:3 | Connector | BU-BK | 4/82C1:4 | Differential electronic module (DEM) | BU-BK |
| 2 | 74/511:4 | Connector | GN-BK | 4/82C1:2 | Differential electronic module (DEM) | GN-BK |
| 3 | - | | - | - | | - |
| 4 | - | | - | - | | - |
| 5 | 74/514:4 | Connector | BK-YE | 4/82C1:7 | Differential electronic module (DEM) | BK-YE |
| 6 | 74/511:1 | Connector | GN-RD | 4/82C1:3 | Differential electronic module (DEM) | GN-RD |

74/524 2-pin gray

| No. | Harness rear axle right | | | Floor harness | | |
|-----|-------------------------|-------------------------|-------|---------------|-----------------------------------|-------|
| 1 | 4/115C1:12 | Park Brake Module (PBM) | YE-GY | 6/147:1 | Lock motor, rear right brake disc | YE-GY |
| 2 | 4/115C1:27 | Park Brake Module (PBM) | GN-BN | 6/147:2 | Lock motor, rear right brake disc | GN-BN |

74/526 4-pin gray

| No. | Adapter bumper, rear | | | Floor harness | | |
|-----|------------------------|------------------------|-------|------------------------|--|-------|
| 1 | 74/527A:1 74/527B:1 | Connector Connector | BN-GN | 4/56C2:54 | Central electronic module (CEM), LHD | BN-GN |
| 2 | 74/527A:2 74/527B:2 | Connector Connector | WH-BU | 4/56C2:50 4/56C2:54 | Central electronic module (CEM), LHD Central electronic module (CEM), RHD | WH-BU |
| 3 | 74/527A:3 74/527B:3 | Connector Connector | BK-BU | 73/5033 | Branching point | BK-BU |
| 4 | - | | - | - | | - |

Connectors

74/527A - 74/529

74/527A

3-pin black

| No. | Harness bumper, rear | | | Adapter bumper, rear | | |
|-----|----------------------|------------------------|-------|----------------------|-----------|-------|
| 1 | 10/53:1 | Fog lights, rear left | BN-GN | 74/526:1 | Connector | BN-GN |
| 2 | 10/46:1 | Fog lights, rear right | WH-BU | 74/526:2 | Connector | WH-BU |
| 3 | 73/5092 | Branching point | BK-BU | 74/526:3 | Connector | BK-BU |

74/527B

12-pin gray

| No. | Harness bumper, rear | | | Adapter bumper, rear | | |
|-----|----------------------|--------------------------------|-------|----------------------|---------------------------------|-------|
| 1 | 10/53:1 | Fog lights, rear left | BN-GN | 74/526:1 | Connector | BN-GN |
| 2 | 10/46:1 | Fog lights, rear right | WH-BU | 74/526:2 | Connector | WH-BU |
| 3 | 73/5092 | Branching point | BK-BU | 74/526:3 | Connector | BK-BU |
| 4 | 73/5064 | Branching point | BU-WH | 4/86C3:11 | Parking Assistance Module (PAM) | BU-WH |
| 5 | 7/133:2 | Rear parking assistance sensor | YE-GY | 4/86C3:2 | Parking Assistance Module (PAM) | YE-GY |
| 6 | 7/132:2 | Rear parking assistance sensor | YE-BK | 4/86C3:3 | Parking Assistance Module (PAM) | YE-BK |
| 7 | - | - | - | - | - | - |
| 8 | - | - | - | - | - | - |
| 9 | - | - | - | - | - | - |
| 10 | 7/134:2 | Rear parking assistance sensor | YE-OG | 4/86C3:4 | Parking Assistance Module (PAM) | YE-OG |
| 11 | 7/131:2 | Rear parking assistance sensor | YE-GN | 4/86C3:5 | Parking Assistance Module (PAM) | YE-GN |
| 12 | 73/5067 | Branching point | GN-WH | 4/86C3:8 | Parking Assistance Module (PAM) | GN-WH |

74/529

2-pin black

| No. | Infotainment harness | | | Harness RDAR/SUB | | |
|-----|----------------------|--------------------|----|------------------|---------------------------------------|----|
| 1 | 16/36C1:2 | TV receiver | OG | 16/145C3:1 | Remote Digital Audio Receiver (RDAR) | OG |
| | 16/105C2:2 | Audio module (AUD) | | 16/162C3:1 | Digital Audio Broadcast Module (DABM) | |
| 2 | 74/404:1 | Connector | OG | 16/145C3:2 | Remote Digital Audio Receiver (RDAR) | OG |
| | | | | 16/162C3:2 | Digital Audio Broadcast Module (DABM) | |

Connectors

74/530 - 74/532

74/530 14-pin gray

| No. | Tunnel harness | | | Floor harness | | |
|-----|----------------|---|-------|---------------|--|-------|
| 1 | 3/65:3 | Switch, heated rear seat | BN-VT | 73/5021 | Branching point | BN-VT |
| 2 | - | | - | - | | - |
| 3 | 16/135:1 | Antenna, door lock, passenger compartment 3 | GY-VT | 4/93C2:14 | Keyless vehicle module (KVM) | GY-VT |
| 4 | 16/135:2 | Antenna, door lock, passenger compartment 3 | BU-WH | 4/93C2:17 | Keyless vehicle module (KVM) | BU-WH |
| 5 | 7/122:1 | Mass movement sensor module (MMS), front | RD-BN | 4/56C2:66 | Central electronic module (CEM) | RD-BN |
| 6 | - | | - | - | | - |
| 7 | 73/5042 | Branching point | GN-OG | 11C/22:2 | Fuse in distribution box passenger compartment | GN-OG |
| 8 | 73/5026 | Branching point | BK-GN | 73/5023 | Branching point | BK-GN |
| 9 | | | | | | |
| 10 | 16/134:1 | Antenna, door lock, passenger compartment 2 | GN-RD | 4/93C1:4 | Keyless vehicle module (KVM) | GN-RD |
| 11 | 16/134:2 | Antenna, door lock, passenger compartment 2 | YE-OG | 4/93C1:16 | Keyless vehicle module (KVM) | YE-OG |
| 12 | 7/122:3 | Mass movement sensor module (MMS), front | YE-RD | 4/56C2:7 | Central electronic module (CEM) | YE-RD |
| 13 | - | | - | - | | - |
| 14 | - | | - | - | | - |

74/531 2-pin gray

| No. | Infotainment harness | | | DAB Adapter harness | | |
|-----|----------------------|----------------------|----|---------------------|---------------------------------------|----|
| 1 | 16/47C2:1 | Antenna GSM/GPS/RDAR | WH | 16/162C2:1 | Digital Audio Broadcast Module (DABM) | WH |
| 1S | 16/47C2:1S | Antenna GSM/GPS/RDAR | - | 16/162C2:1S | Digital Audio Broadcast Module (DABM) | - |

74/532 2-pin gray

| No. | Infotainment harness | | | DAB Adapter harness | | |
|-----|----------------------|--------------------------|----|---------------------|---------------------------------------|----|
| 1 | 16/16C1:1 | Window antenna amplifier | WH | 16/162C2:2 | Digital Audio Broadcast Module (DABM) | WH |
| 1S | 16/16C1:1S | Window antenna amplifier | - | 16/162C2:2S | Digital Audio Broadcast Module (DABM) | - |

Connectors

74/534 - 74/543

74/534 4-pin gray

| No. | Floor harness | | | Infotainment harness | | |
|-----|--------------------|---|-------|------------------------------------|--|-------|
| 1 | 11C/1:2 73/5117 | Fuses in distribution box passenger compartment Branching point | RD | 16/105C1:1 73/5116 | Audio module (AUD) Branching point | RD |
| 2 | 11C/17:2 | Fuses in distribution box passenger compartment | RD | 16/105C3:16 73/5051 | Audio module (AUD) Branching point | RD |
| 3 | - | | - | - | | - |
| 4 | 73/5132 | Branching point | BK-GY | 16/36C2:2 16/162C1:2 73/5123 | TV receiver Digital Audio Broadcast Module (DABM) Branching point | BK-GY |

74/537 5-pin green

| No. | Adapter harness camera | | | Floor harness | | |
|-----|------------------------|-----------------|----|---------------|-----------|----|
| 1 | 73/5118 | Branching point | BN | 74/507:16 | Connector | BN |
| 2 | 73/5119 | Branching point | OG | 74/507:8 | Connector | OG |
| 3 | - | | - | - | | - |
| 4 | 73/5120 | Branching point | GN | 74/507:9 | Connector | GN |
| 5 | 73/5121 | Branching point | BU | 74/507:10 | Connector | BU |

74/543 16-pin green

| No. | Dashboard harness | | | Harness drivers seat | | |
|-----|-------------------|---------------------------|-------|----------------------|---------------------------|-------|
| 1 | 16/109C2:17 | DVD player/control module | GY | 16/164C3:1 | Screen, LH head restraint | BU-GY |
| 2 | 16/109C2:18 | DVD player/control module | WH | 16/164C3:4 | Screen, LH head restraint | BU-GY |
| 3 | 16/109C2:22 | DVD player/control module | BK-WH | 16/164C3:2 | Screen, LH head restraint | BU-GY |
| 4 | - | | - | - | | - |
| 5 | - | | - | - | | - |
| 6 | - | | - | - | | - |
| 7 | 73/5126 | Branching point | GY-OG | 16/164C2:7 | Screen, LH head restraint | GY-OG |
| 8 | 73/5127 | Branching point | VT-OG | 16/164C2:8 | Screen, LH head restraint | VT-OG |
| 9 | 16/109C1:5 | DVD player/control module | BN-YE | 16/164C2:9 | Screen, LH head restraint | BN |
| 10 | - | | - | - | | - |
| 11 | 16/109C1:8 | DVD player/control module | BK | 16/164C2:11 | Screen, LH head restraint | BN-BU |
| 12 | 16/109C1:1 | DVD player/control module | RD | 16/164C2:12 | Screen, LH head restraint | WH-GN |
| 13 | - | | - | - | | - |
| 14 | - | | - | - | | - |
| 15 | - | | - | - | | - |
| 16 | - | | - | - | | - |

Connectors

74/545 - 74/602:1-5

74/545 16-pin green

| No. | Dashboard harness | | | Harness drivers seat | | |
|-----|-------------------|---------------------------|-------|----------------------|---------------------------|-------|
| 1 | 16/109C2:5 | DVD player/control module | YE | 16/165C3:4 | Screen, RH head restraint | BU-GY |
| 2 | 16/109C2:6 | DVD player/control module | GN | 16/165C3:1 | Screen, RH head restraint | BU-GY |
| 3 | 16/109C2:7 | DVD player/control module | BK-WH | 16/165C3:2 | Screen, RH head restraint | BU-GY |
| 4 | - | | - | - | | - |
| 5 | - | | - | - | | - |
| 6 | - | | - | - | | - |
| 7 | 73/5126 | Branching point | GY-OG | 16/165C1:7 | Screen, RH head restraint | GY-OG |
| 8 | 73/5127 | Branching point | VT-OG | 16/165C1:8 | Screen, RH head restraint | VT-OG |
| 9 | 16/109C1:6 | DVD player/control module | GN-VT | 16/165C1:9 | Screen, RH head restraint | BN |
| 10 | - | | - | - | | - |
| 11 | 16/109C1:8 | DVD player/control module | BK | 16/165C1:11 | Screen, RH head restraint | BN-BU |
| 12 | 16/109C1:1 | DVD player/control module | RD | 16/165C1:12 | Screen, RH head restraint | WH-GN |
| 13 | - | | - | - | | - |
| 14 | - | | - | - | | - |
| 15 | - | | - | - | | - |
| 16 | - | | - | - | | - |

74/602 14-pin gray

| No. | Floor harness | | | Tailgate harness | | |
|-----------|---------------|---------------------------------|-------|------------------|--|-------|
| 1 | - | | - | - | | - |
| 2 | 4/56C2:24 | Central electronic module (CEM) | GY-YE | 3/35:3 | Trunk handle switch | BK |
| | 73/5032 | Branching point | | 73/6007 | Branching point | |
| 3 | 4/56C2:30 | Central electronic module (CEM) | YE-OG | 6/8:1 | Lock motor central locking, tailgate (POT) | BK |
| | | | | 6/8:3 | Central locking motor, tailgate | |
| 4 | 4/93C1:21 | Keyless vehicle module (KVM) | GN-OG | 16/132:1 | Antenna, door lock, bumper | GN-OG |
| 5 | 4/93C1:22 | Keyless vehicle module (KVM) | VT | 16/132:2 | Antenna, door lock, bumper | VT |
| continues | | | | | | |

Connectors

74/602:6-14 - 74/604

74/602

14-pin gray

| No. | Floor harness | | | Tailgate harness | | |
|-----|------------------|--|----------------|------------------|--------------------------------------|-------|
| 6 | 10/25:2 | Ceiling light cargo compartment | BK | 73/5044 | Branching point | BU-WH |
| 7 | 2/16:3 | Relay, rear window wiper | GY-BU | 6/32:1 | Rear window wiper motor | BK |
| 8 | 2/82:5 | Relay, heated rear window | GY-RD | 73/6008 | Branching point | GY-RD |
| 9 | 4/56C2:48 | Central electronic module (CEM) | YE-VT | 10/3:1 | License plate lighting | BK |
| 10 | 4/56C2:9 | Central electronic module (CEM) | YE-GY | 10/19:4 | Brake lights extra | BK |
| 11 | - | - | - | - | - | - |
| 12 | 73/5030 | Branching point | BK-OG | 73/6001 | Branching point | BK-OG |
| 13 | 4/56C2:63 | Central electronic module (CEM) | GY-BN | 6/8:6 | Lock motor central locking, tailgate | BK |
| 14 | 2/16:1 2/16:5 | Relay, rear window wiper Relay, rear window wiper | VT-GN RD-GY | 6/32:2 | Rear window wiper motor | BK |

74/604

13-pin gray

| No. | Tailgate harness | | | Floor harness | | |
|-----|------------------|--------------------------------------|-------|---------------------------------|--|-------|
| 1 | 4/116C1:8 | Power Operated Tailgate Module (POT) | RD | 11D/A5:2 | Fuse, rear electrical center | RD |
| 2 | 3/291:5 | Tailgate closing switch | BU-WH | 73/5044 | Branching point | BU-WH |
| 3 | 4/116C1:4 | Power Operated Tailgate Module (POT) | GN | 4/110C2:1 73/5001 73/5103 | Trailer module (TRM) Branching point, LHD Branching point, RHD | GY-OG |
| 4 | 4/116C1:3 | Power Operated Tailgate Module (POT) | WH | 4/110C2:2 73/5010 73/5104 | Trailer module (TRM) Branching point, LHD Branching point, RHD | VT-OG |
| 5 | - | - | - | - | - | - |
| 6 | - | - | - | - | - | - |
| 7 | 4/116C1:1 | Power Operated Tailgate Module (POT) | BK-OG | 73/5030 | Branching point | BK-OG |
| 8 | - | - | - | - | - | - |
| 9 | - | - | - | - | - | - |
| 10 | SCRN | - | - | - | - | - |
| 11 | - | - | - | - | - | - |
| 12 | - | - | - | - | - | - |
| 13 | - | - | - | - | - | - |

Connectors

74/606 - 74/901

74/606 5-pin blue

| No. | Floor harness | | | Tailgate harness | | |
|-----|---------------|---------------------------------|----|------------------|--------|----|
| 1 | 4/120C2:4 | Parking Assistance Camera (PAC) | BU | 27/6:1 | Camera | BU |
| 2 | 4/120C2:3 | Parking Assistance Camera (PAC) | OG | 27/6:2 | Camera | OG |
| 3 | 4/120C2:2 | Parking Assistance Camera (PAC) | GN | 27/6:3 | Camera | GN |
| 4 | 4/120C2:1 | Parking Assistance Camera (PAC) | BN | 27/6:4 | Camera | BN |
| 5S | 4/120C2:5S | Parking Assistance Camera (PAC) | - | 27/6:5S | Camera | - |

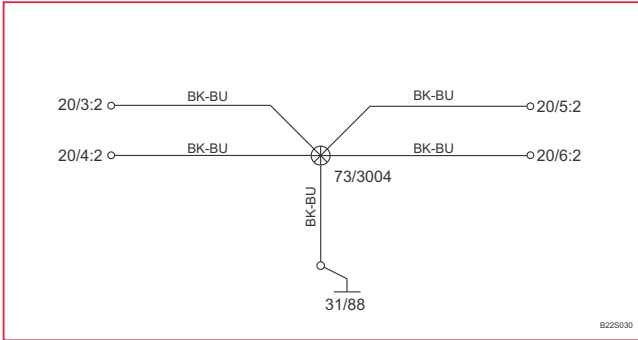
74/901 12-pin black

| No. | Roof harness | | | Harness windshield module | | |
|-----|---------------------|---------------------------------|-------|---------------------------|--|-------|
| 1 | 74/412:1 | Connector | GN-OG | 4/125C1:2 | Closing velocity module (CVM) | GN-OG |
| 2 | 74/412:2 | Connector | GY-BU | 4/125C1:1 | Closing velocity module (CVM) | GY-BU |
| 3 | 73/5097 | Branching point | BU-BK | 4/125C1:4 | Closing velocity module (CVM) | BU-BK |
| 4 | 73/5098 | Branching point | GN-BK | 4/125C1:3 | Closing velocity module (CVM) | GN-BK |
| 5 | 74/414:5 73/5189 | Connector Branching point | GY-OG | 4/125C1:5 | Closing velocity module (CVM) | GY-OG |
| 6 | 73/4020 | Branching point | BU-WH | 7/149:3 | Rain sensor module (RSM) | BU-WH |
| 7 | 4/56C4:10 | Central electronic module (CEM) | GY-RD | 7/149:1 | Rain sensor module (RSM) | GY-RD |
| 8 | 4/80C1:15 | Forward Sensing Module (FSM) | GY-BK | 9/39:1 | Heating element camera | GY-BK |
| 9 | 73/4014 | Branching point | BK-WH | 4/125C1:7 73/4049 | Closing velocity module (CVM) Branching point | BK-WH |
| 10 | 4/80C1:14 | Forward Sensing Module (FSM) | BK | 9/39:2 | Heating element camera | BK |
| 11 | 7/90 | Moisture sensor | BN-VT | 73/4047 | Branching point | BN-VT |
| 12 | - | | - | - | | - |

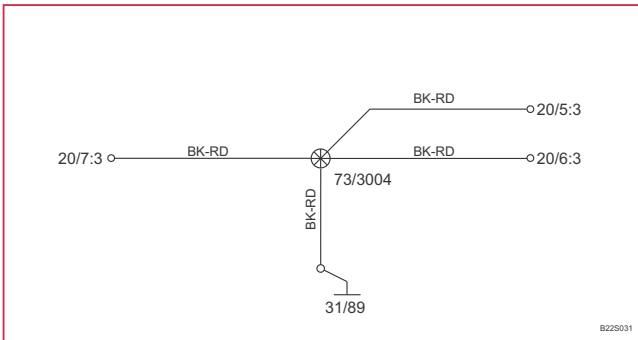
Branching points

73/3004 - 73/3014

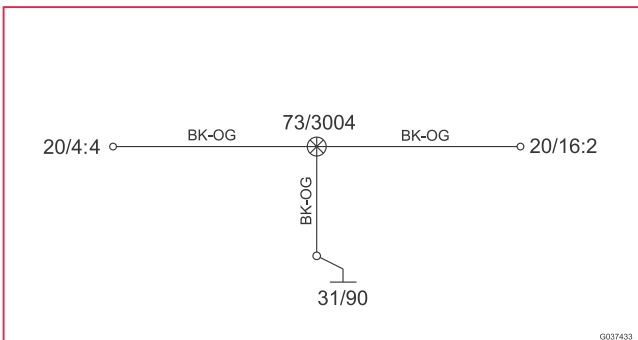
73/3004 4-Cyl. Turbo 1,6L



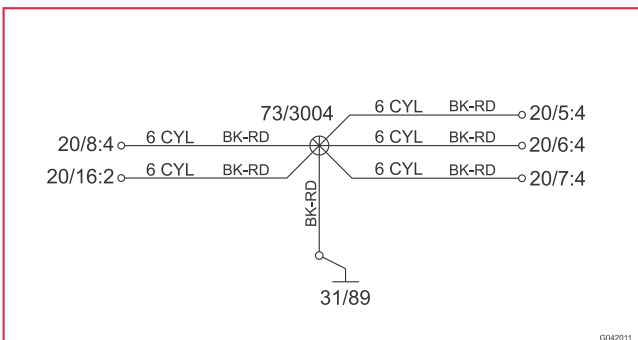
73/3004 5-Cyl. Turbo



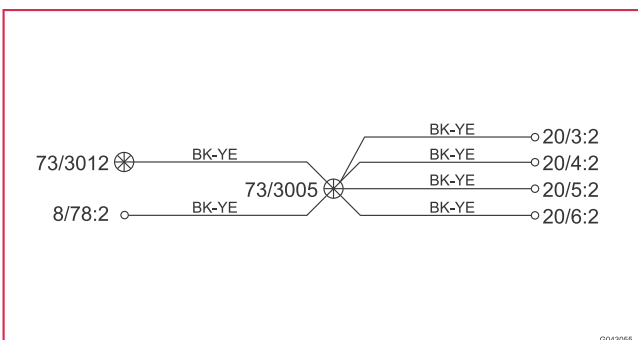
73/3004 Turbo



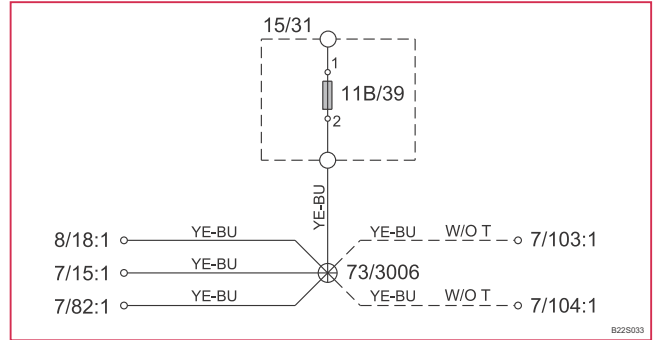
73/3004 6-Cyl. W/O Turbo



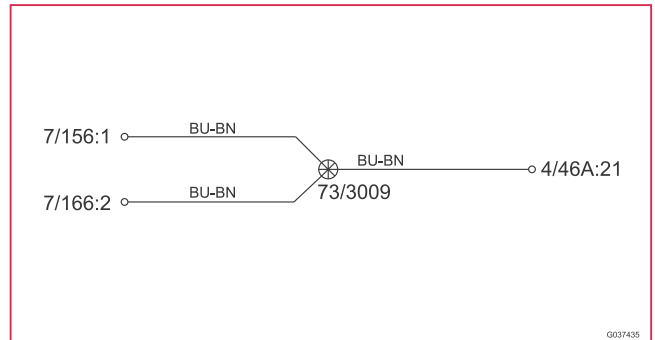
73/3005



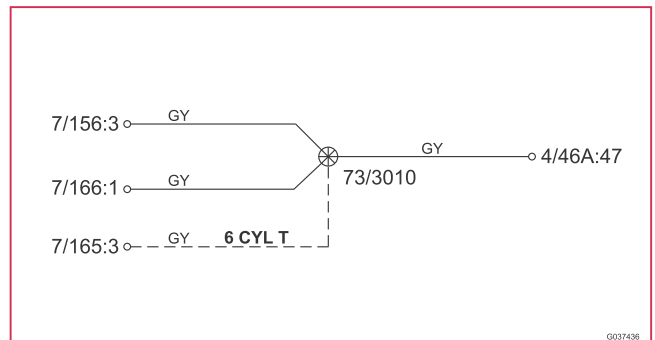
73/3006



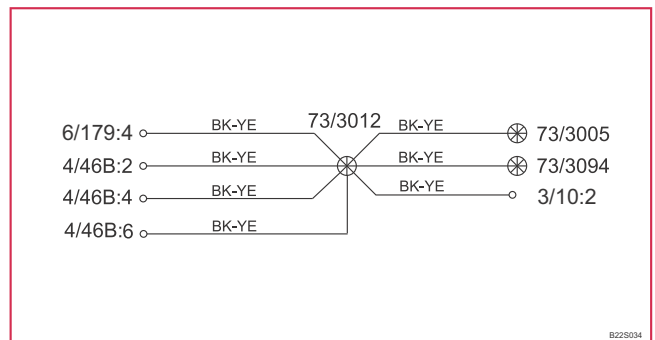
73/3009



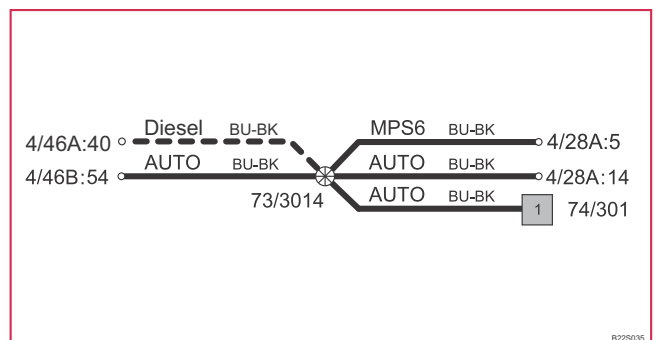
73/3010



73/3012



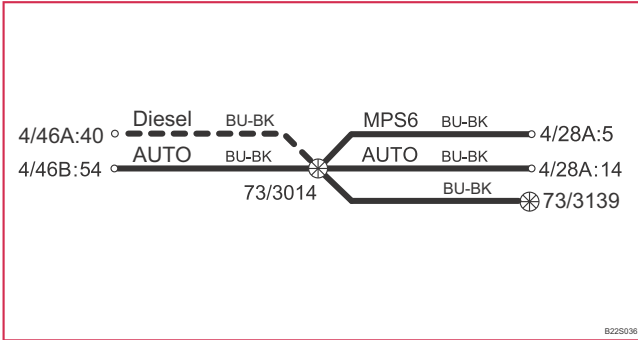
73/3014 4-Cyl.



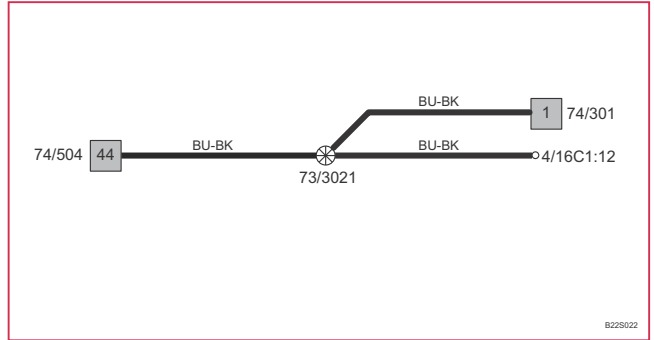
Branching points

73/3014 - 73/3030

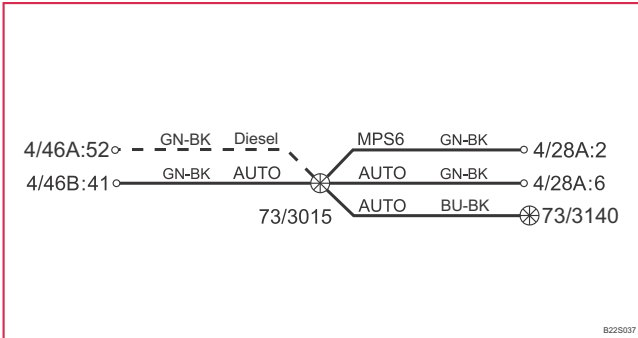
73/3014 5-Cyl.



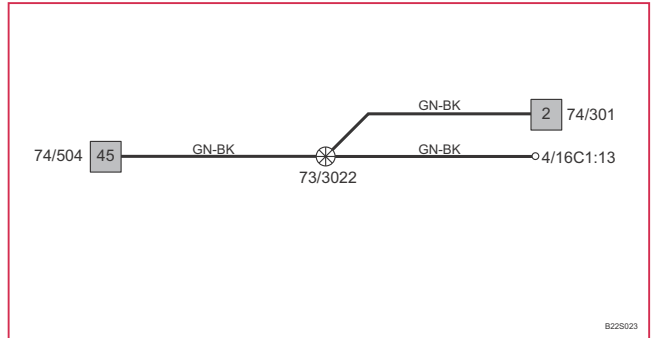
73/3021



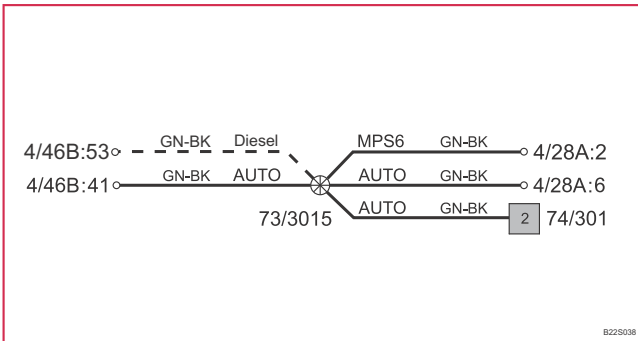
73/3015 4-Cyl.



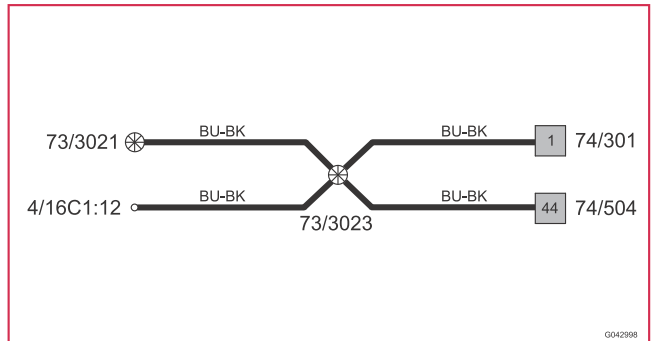
73/3022



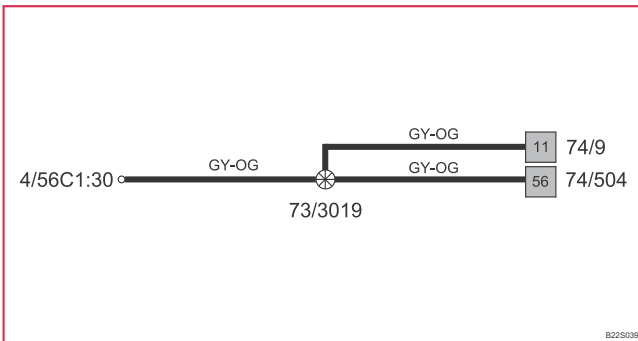
73/3015 5-Cyl.



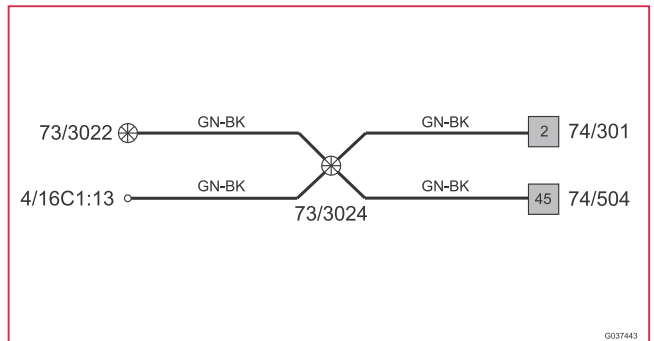
73/3023



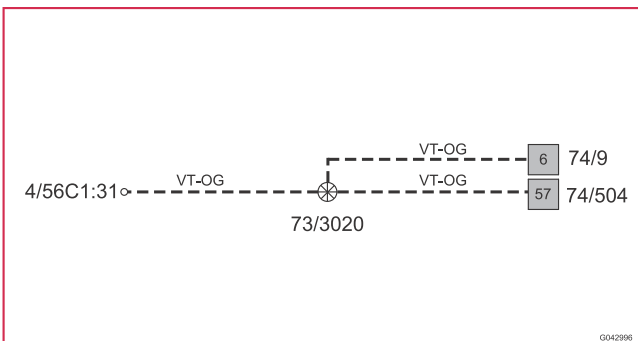
73/3019



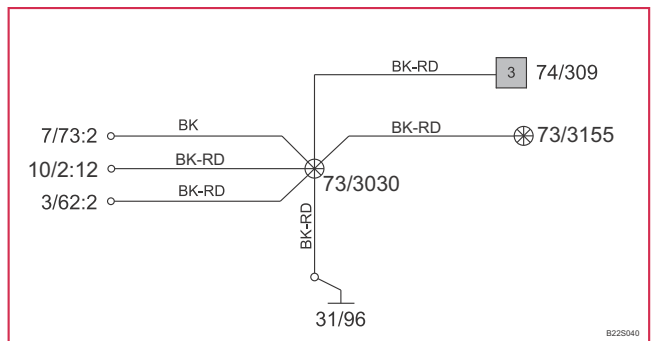
73/3024



73/3020



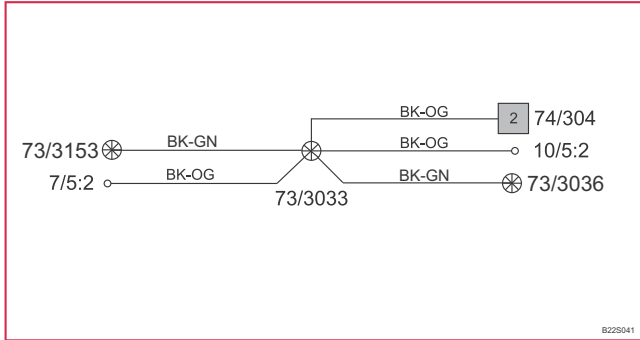
73/3030



Branching points

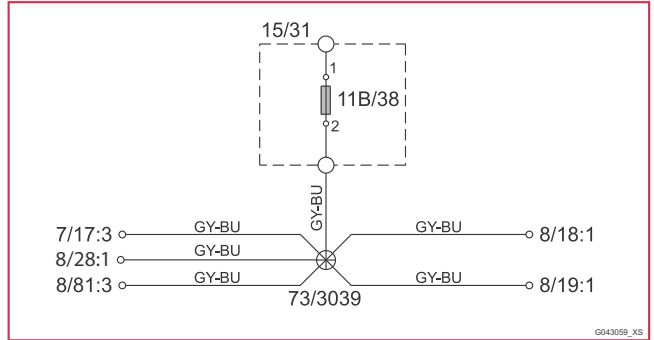
73/3033 - 73/3040

73/3033



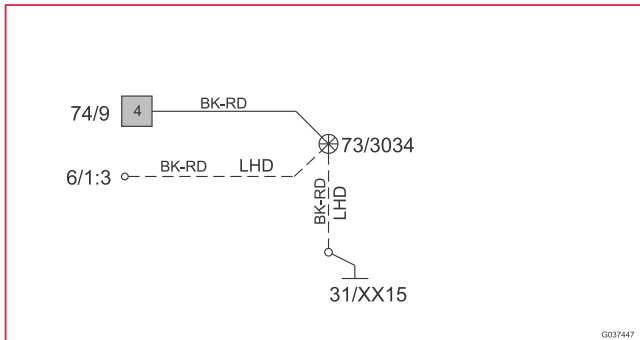
B225041

73/3039 4-Cyl. Turbo



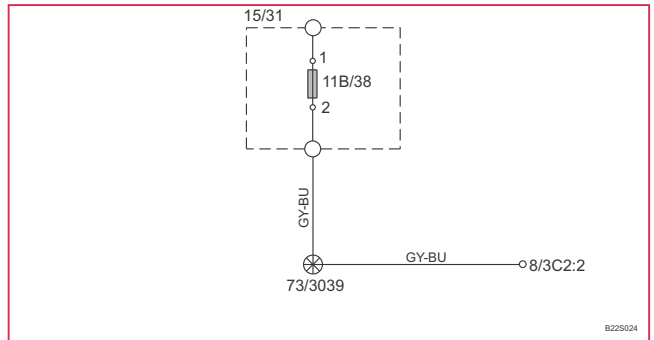
G043059_X3

73/3034



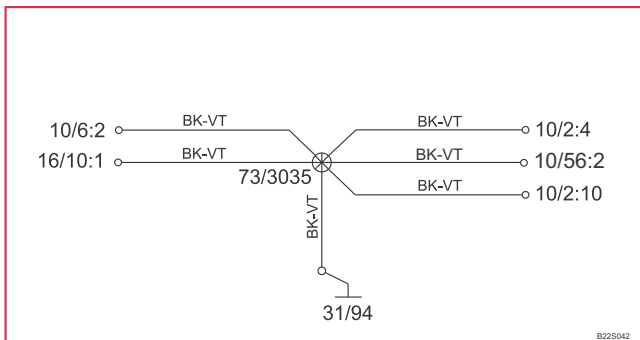
G037447

73/3039 5-Cyl. Turbo



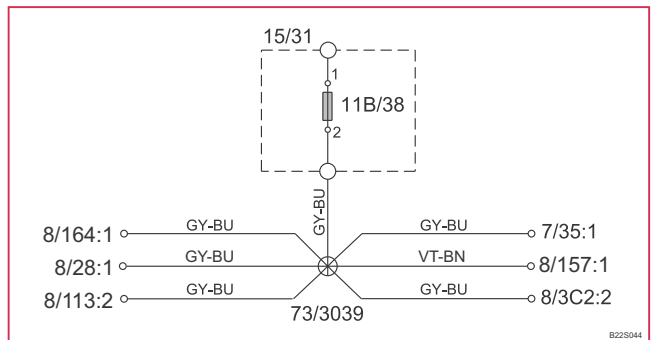
B225024

73/3035



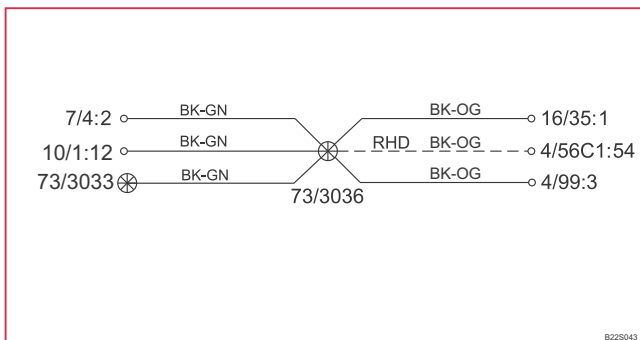
B225042

73/3039 5-Cyl. Diesel



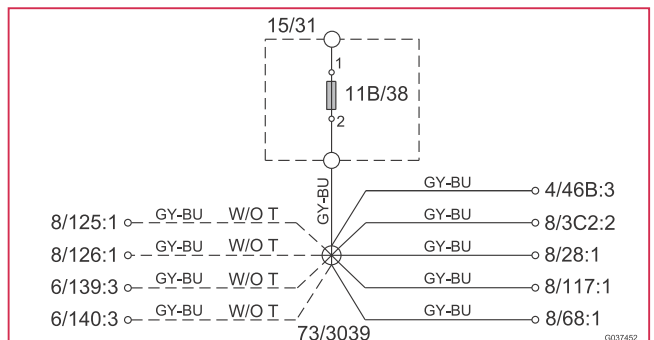
B225044

73/3036



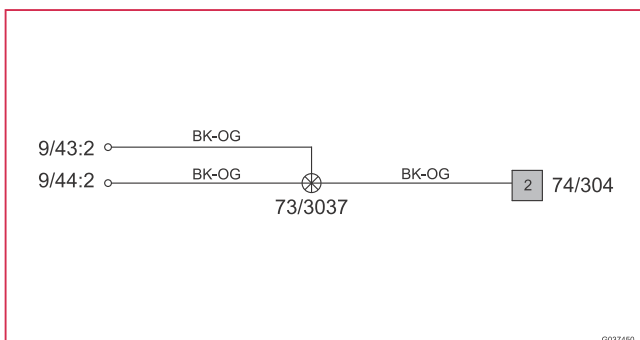
B225043

73/3039 6-Cyl.



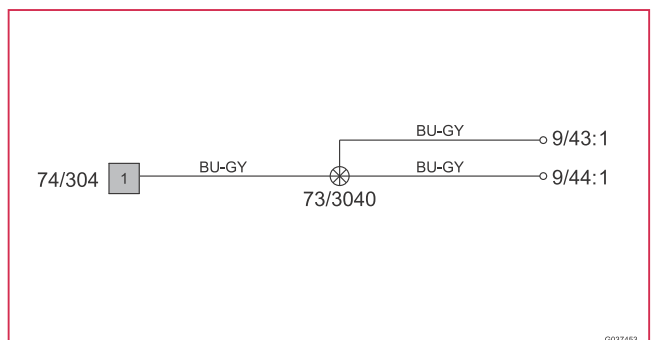
G037452

73/3037



G037450

73/3040

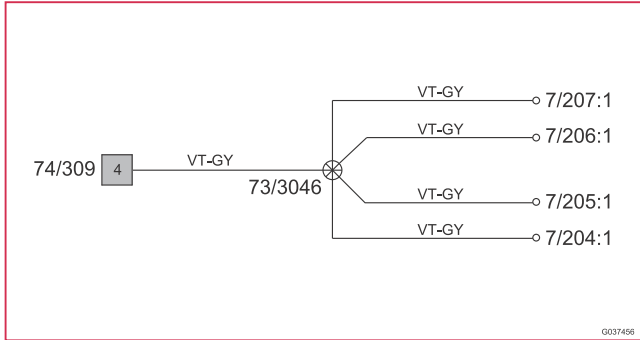


G037453

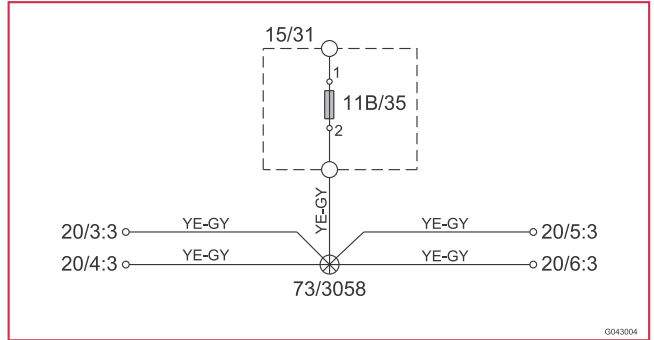
Branching points

73/3046 - 73/3070

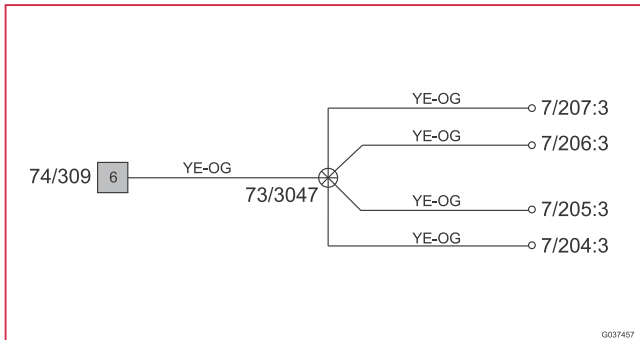
73/3046



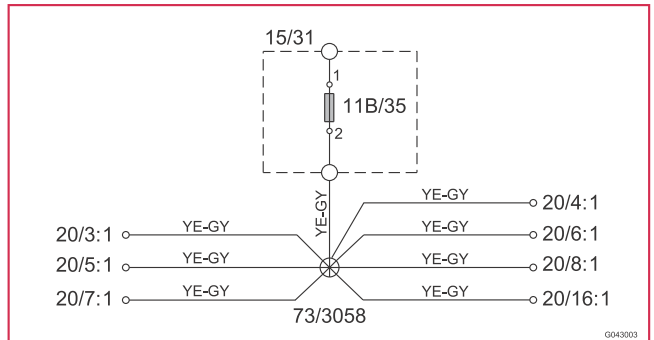
73/3058 4-Cyl. Turbo



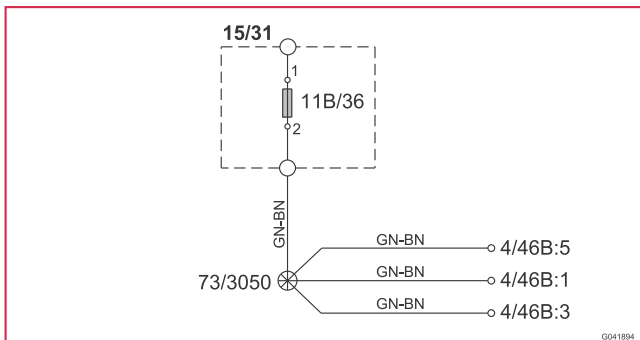
73/3047



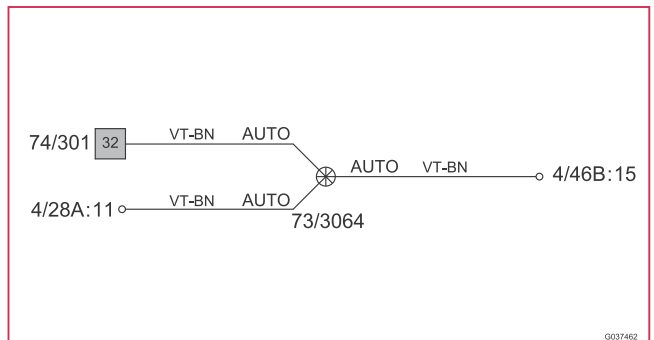
73/3058 6-Cyl.



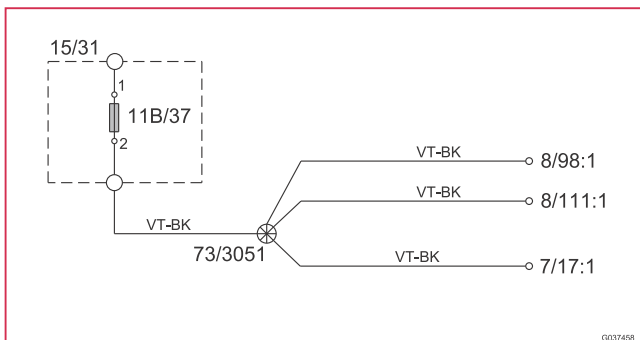
73/3050



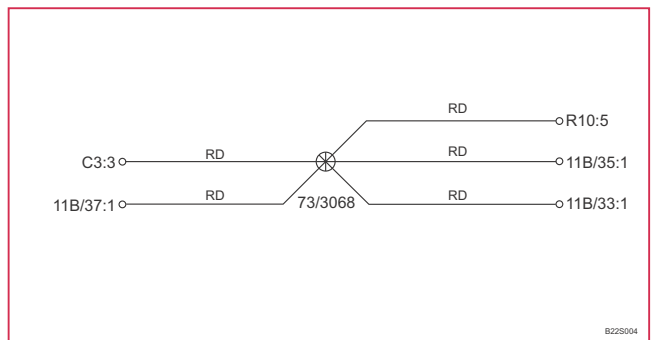
73/3064



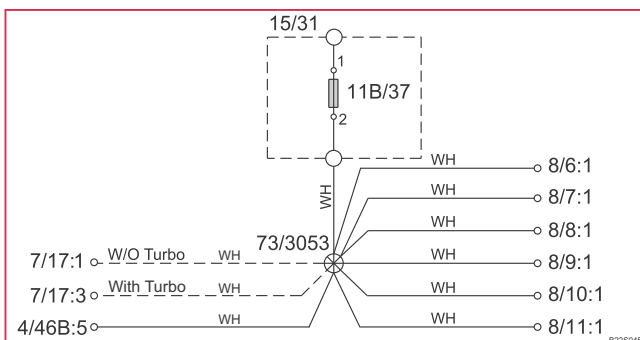
73/3051



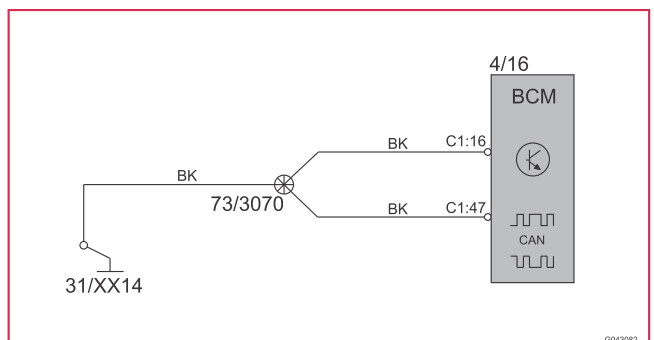
73/3068



73/3053



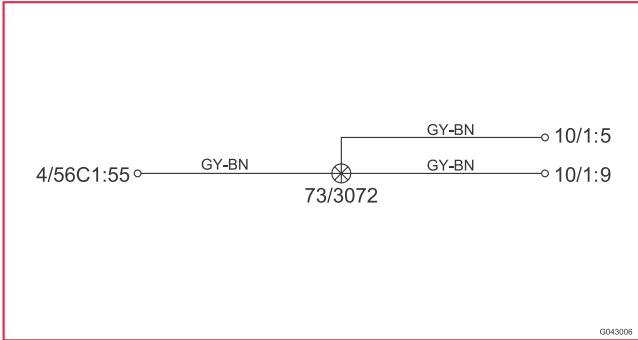
73/3070



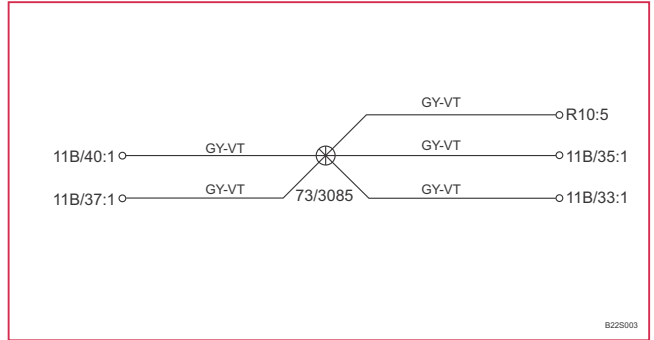
Branching points

73/3072 - 73/3094

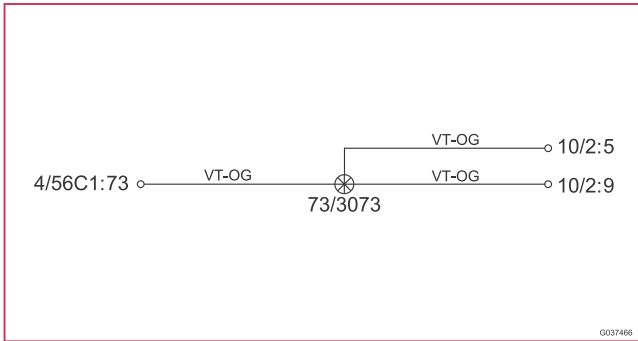
73/3072



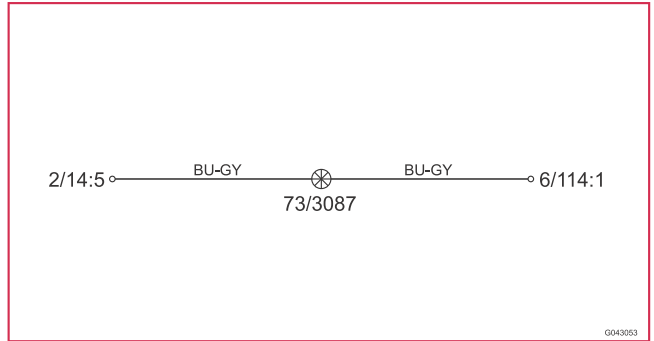
73/3085



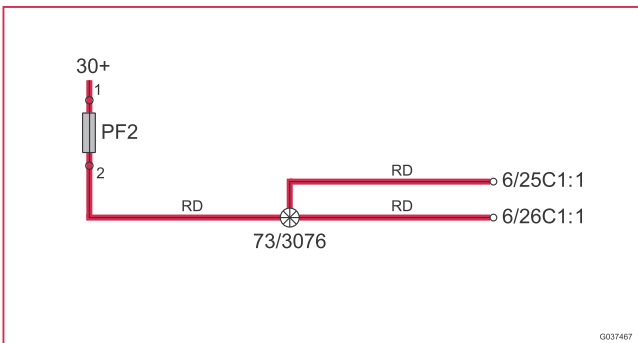
73/3073



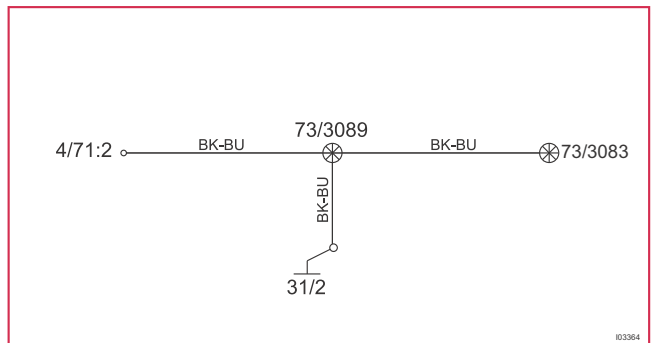
73/3087



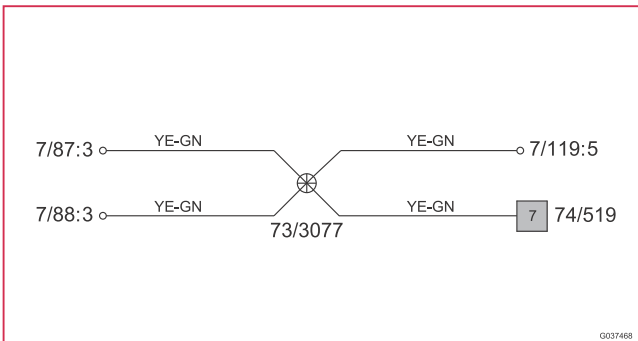
73/3076



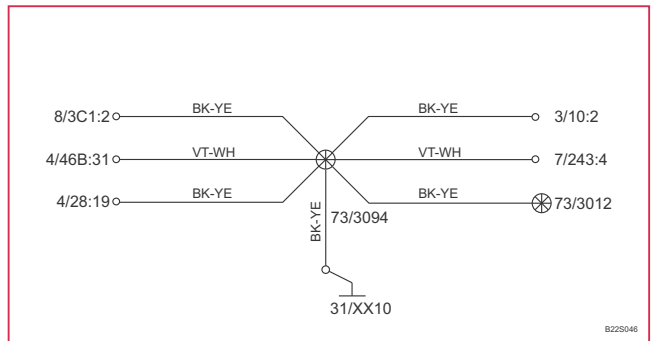
73/3089 5-Cyl. Turbo



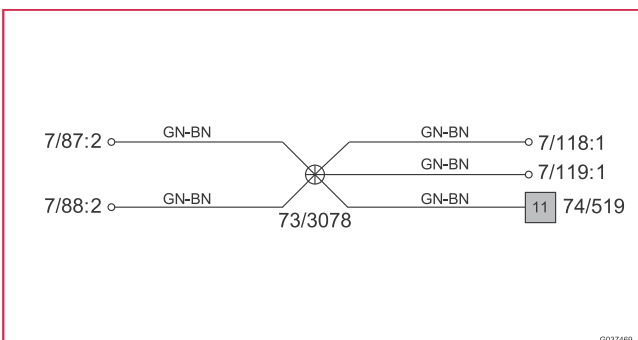
73/3077



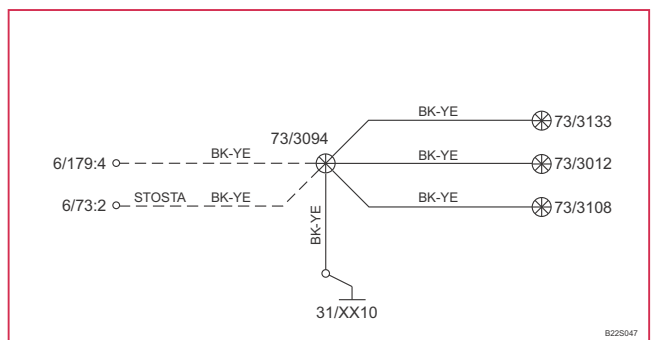
73/3094 4-Cyl.



73/3078



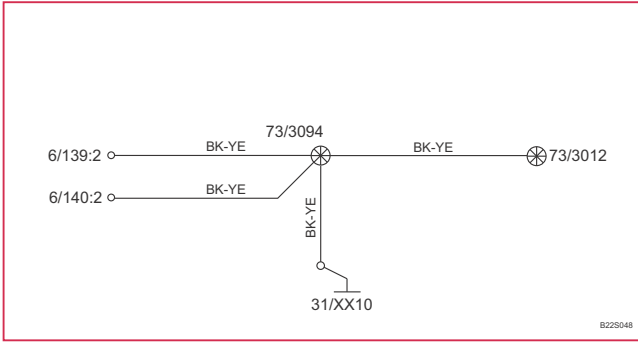
73/3094 5-Cyl.



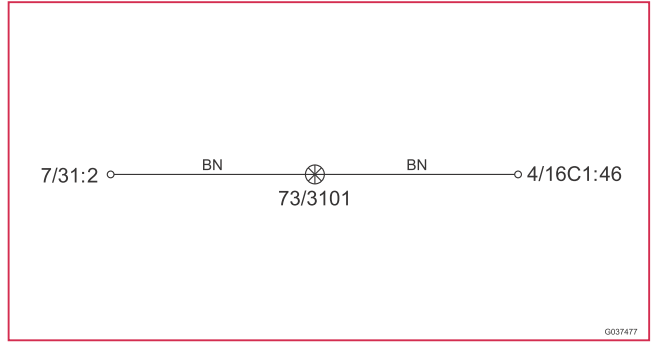
Branching points

73/3094 - 73/3108

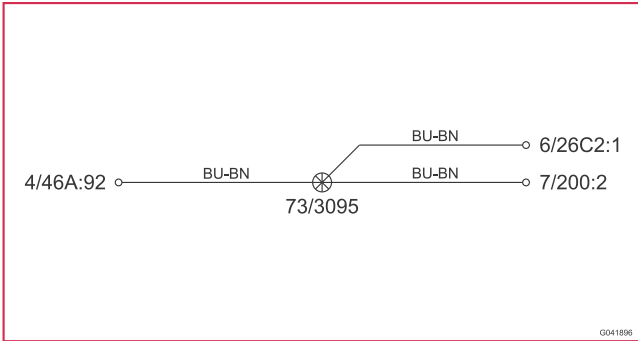
73/3094 6-Cyl.



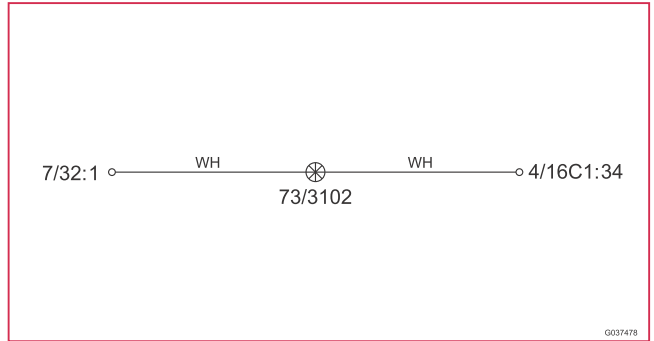
73/3101



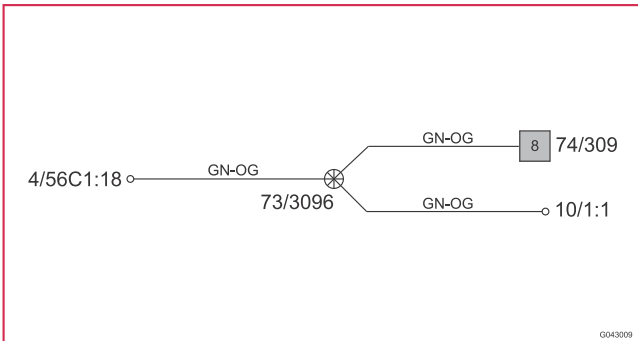
73/3095



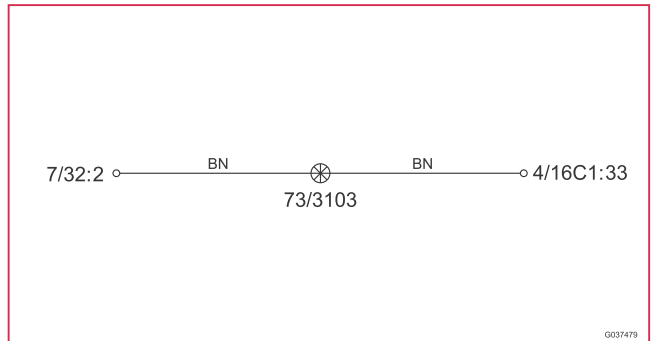
73/3102



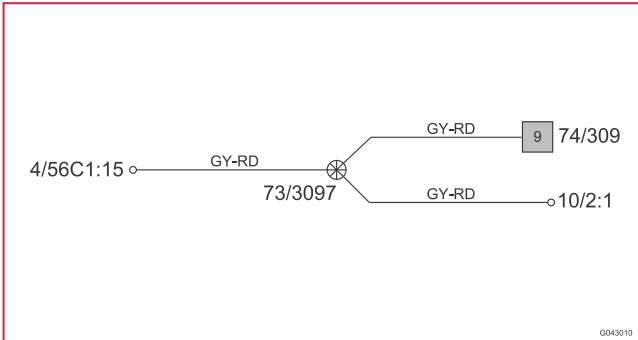
73/3096



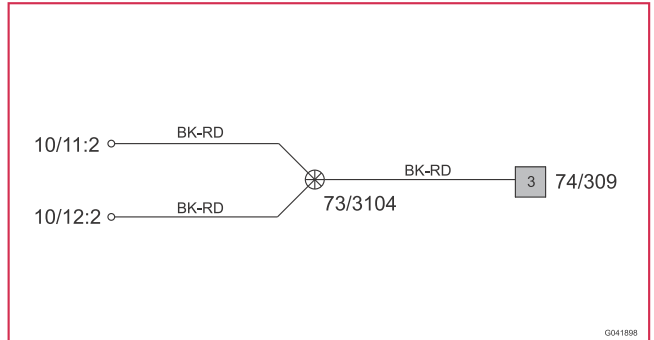
73/3103



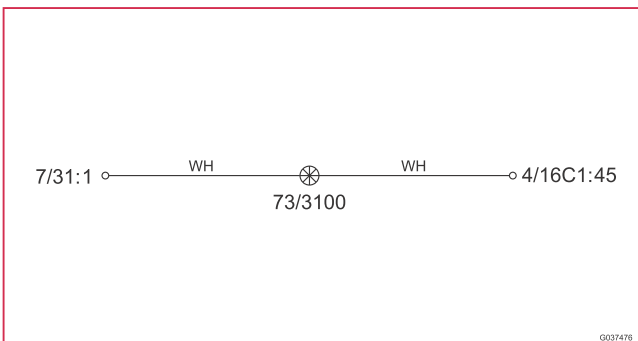
73/3097



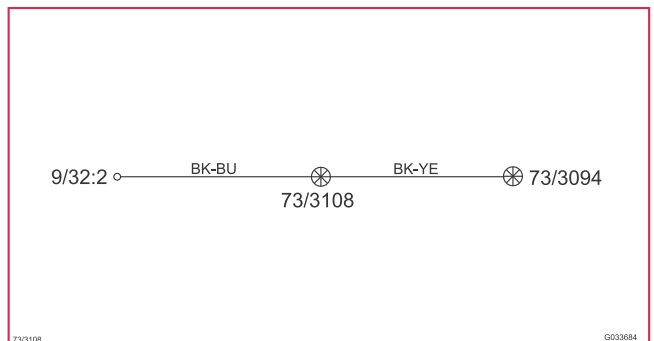
73/3104



73/3100



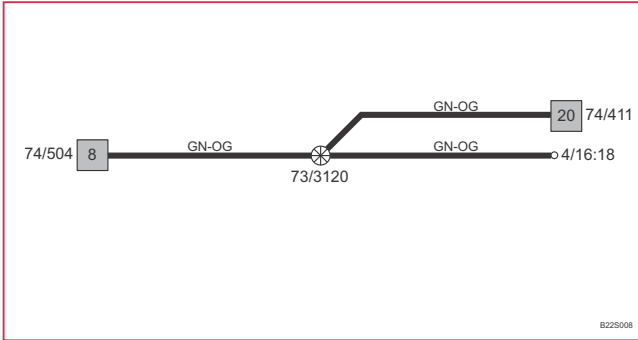
73/3108



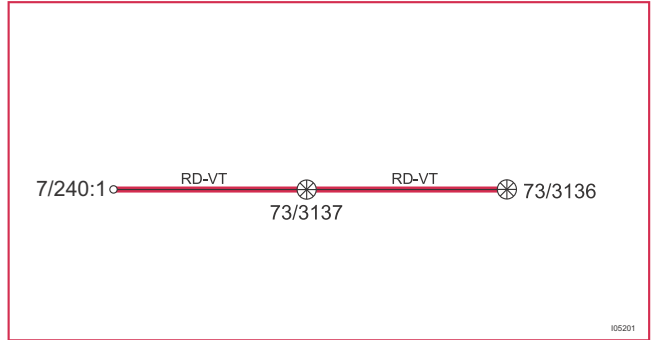
Branching points

73/3120 - 73/3140

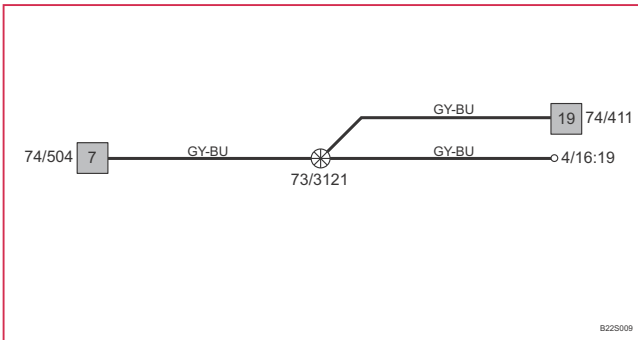
73/3120



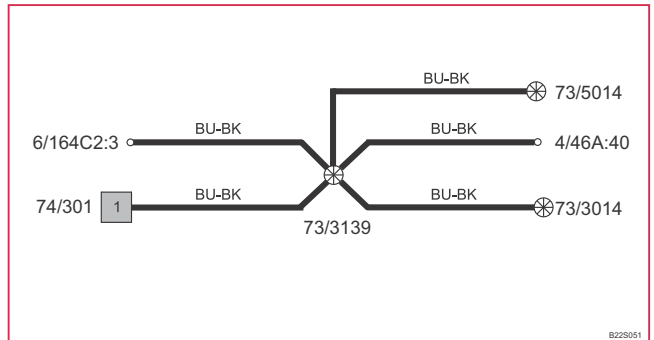
73/3137



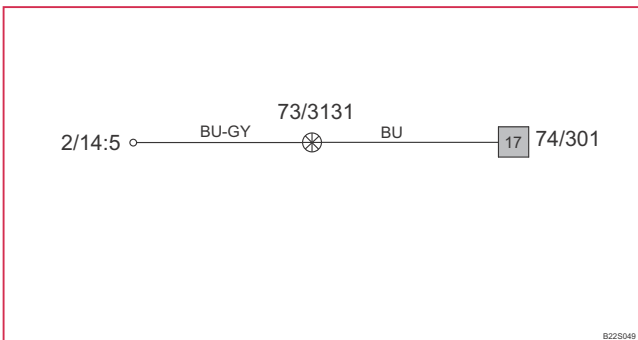
73/3121



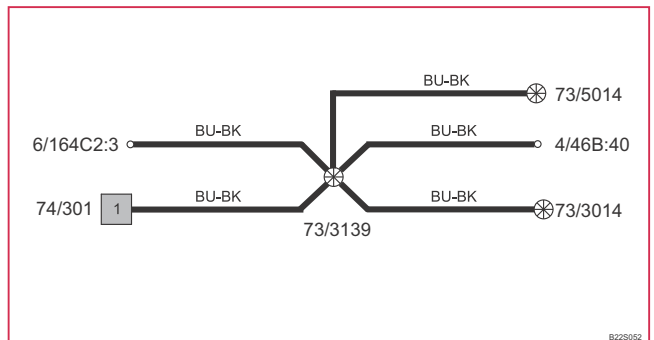
73/3139 4-Cyl.



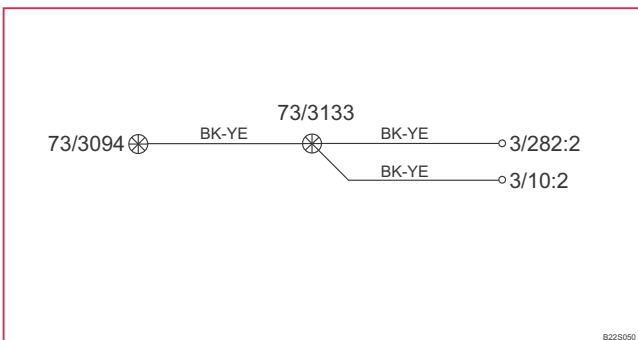
73/3131



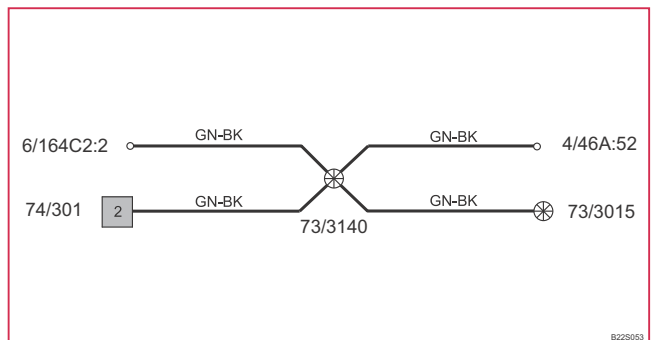
73/3139 5-Cyl.



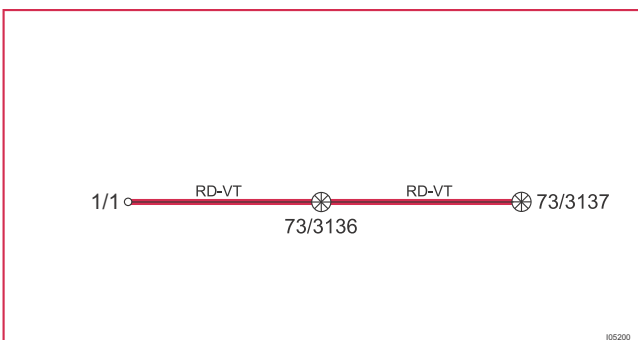
73/3133



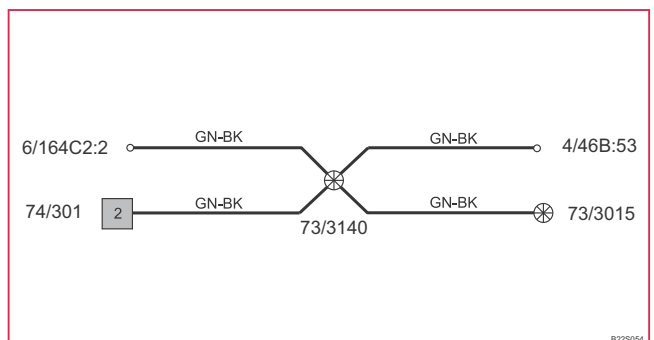
73/3140 4-Cyl.



73/3136



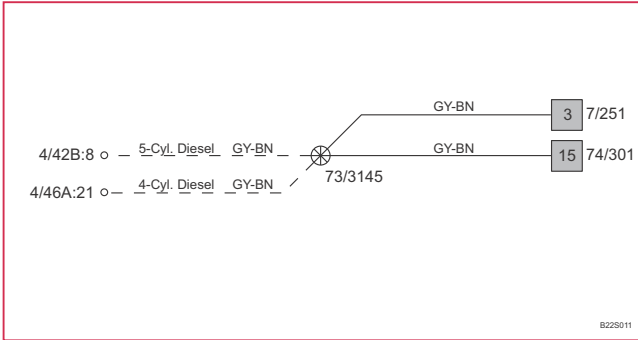
73/3140 5-Cyl.



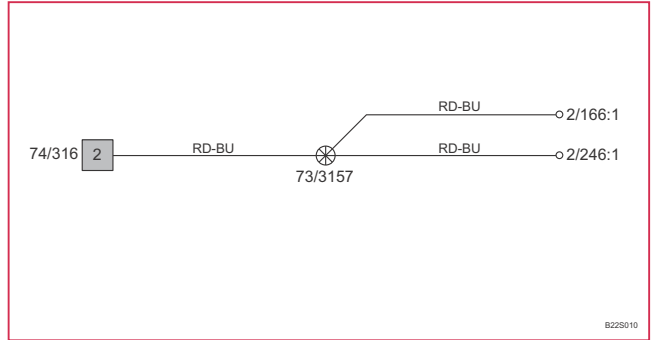
Branching points

73/3145 - 73/4002

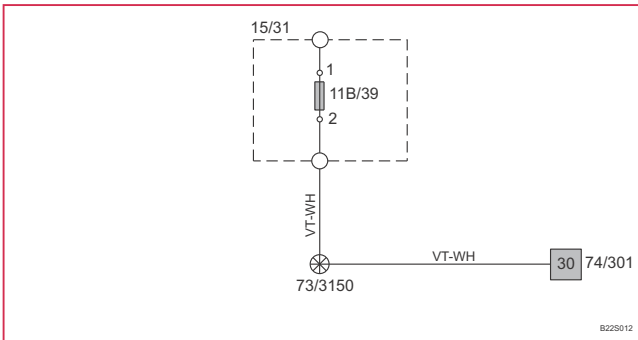
73/3145



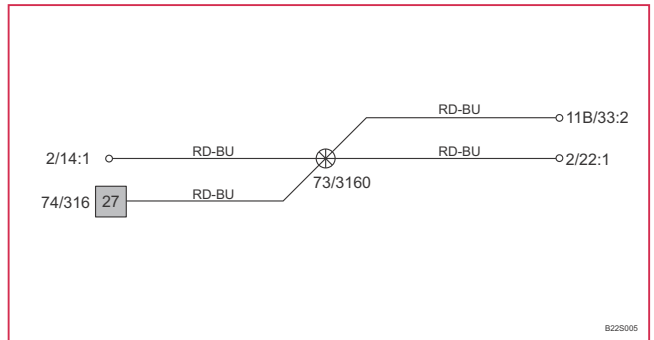
73/3157



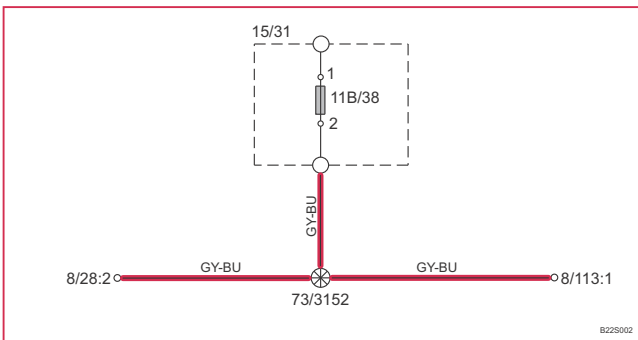
73/3150



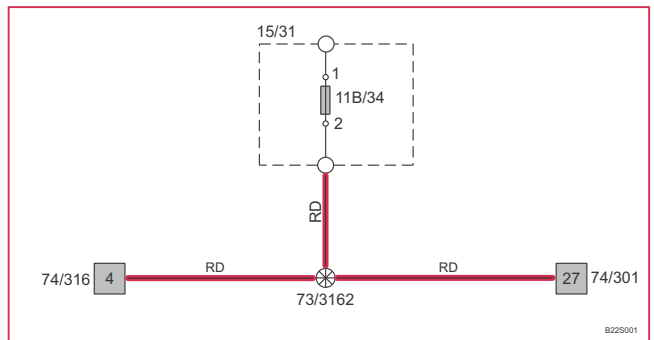
73/3160



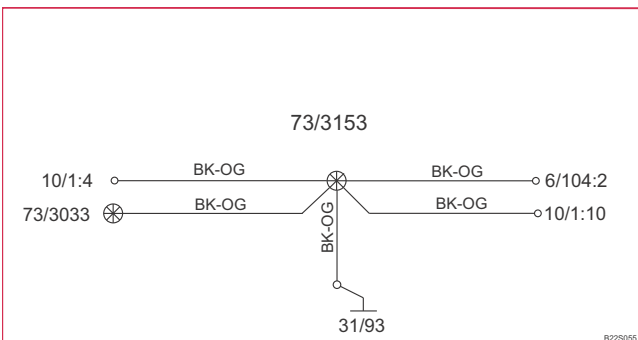
73/3152



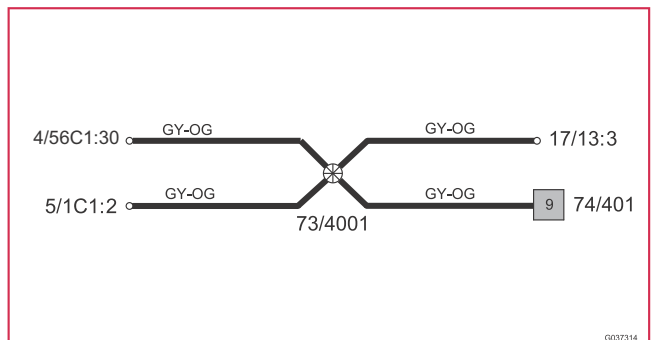
73/3162



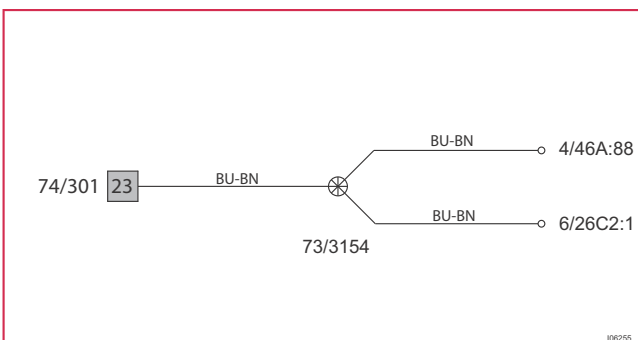
73/3153



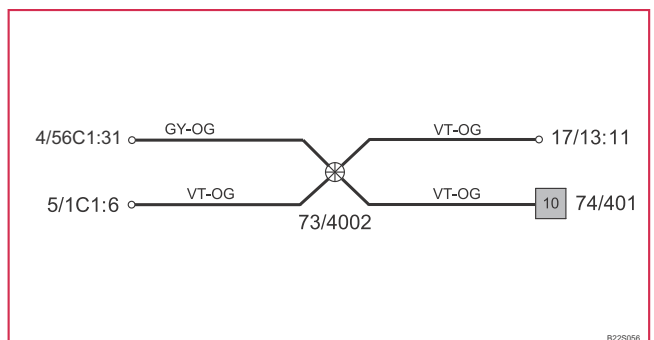
73/4001



73/3154



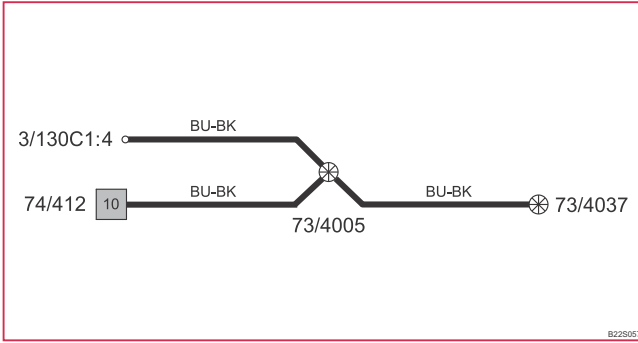
73/4002



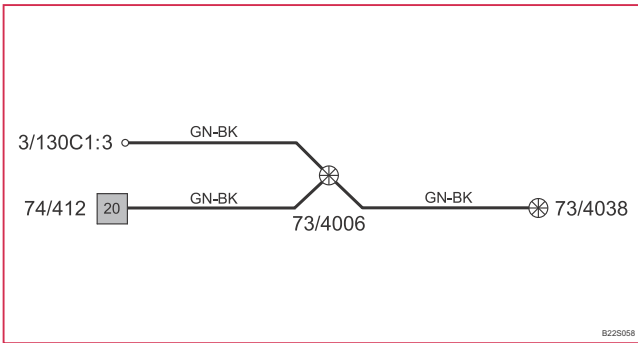
Branching points

73/4005 - 73/4016

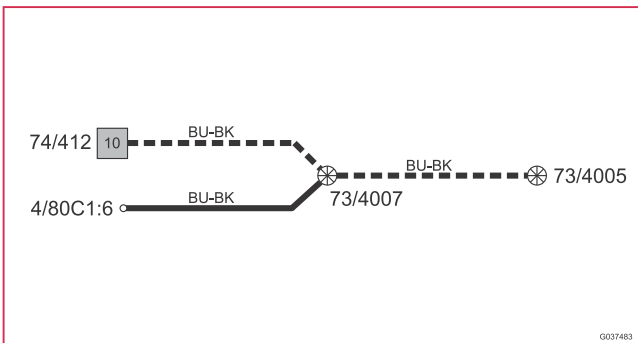
73/4005



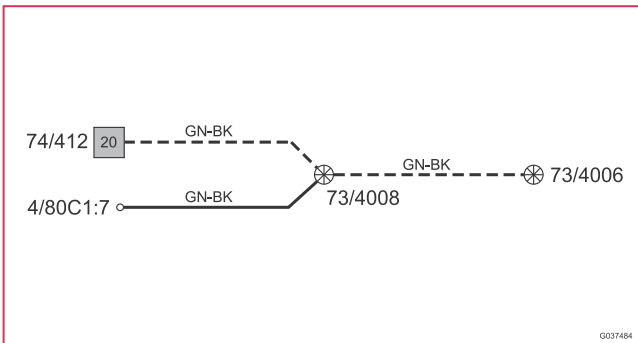
73/4006



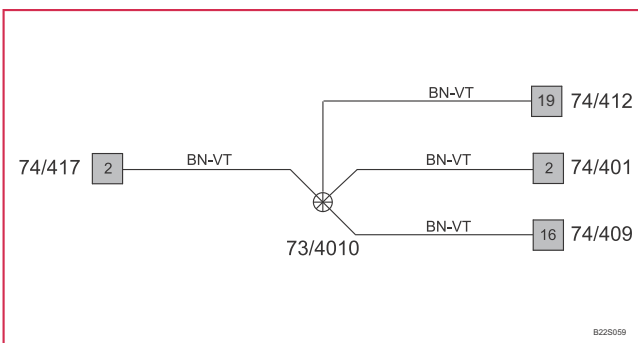
73/4007



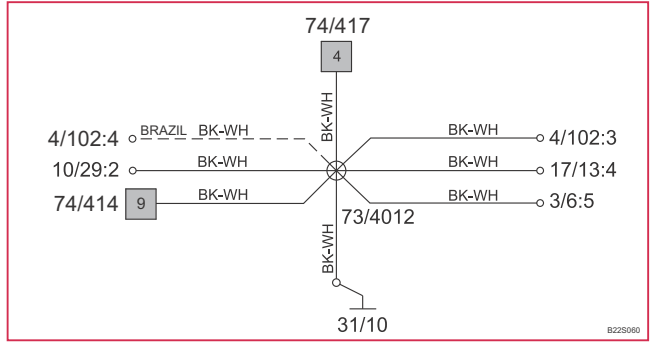
73/4008



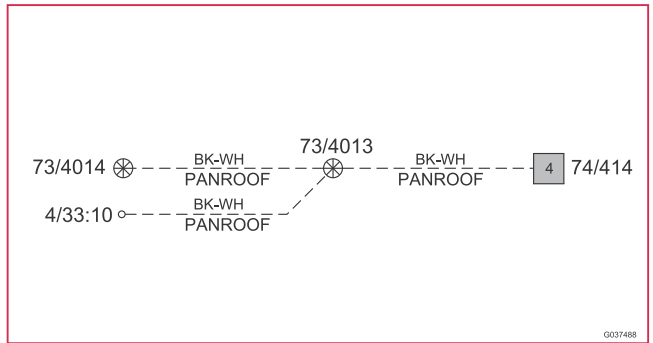
73/4010



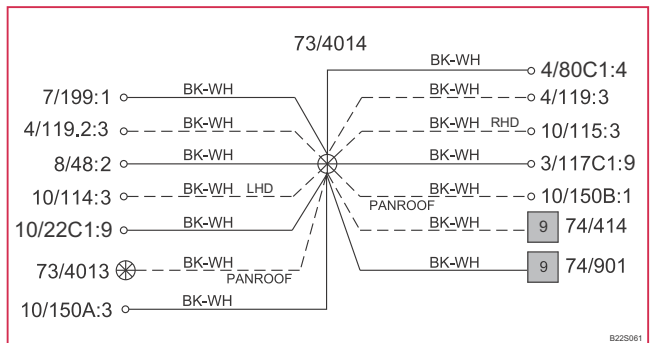
73/4012



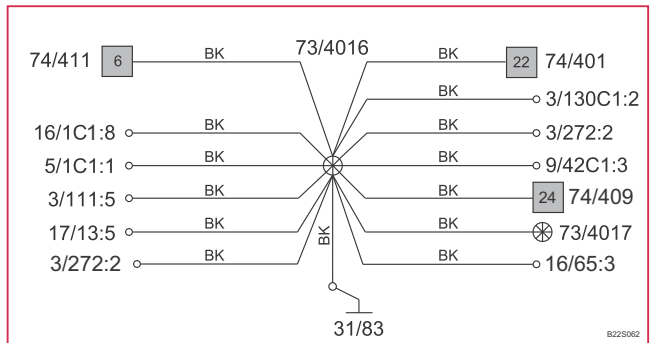
73/4013



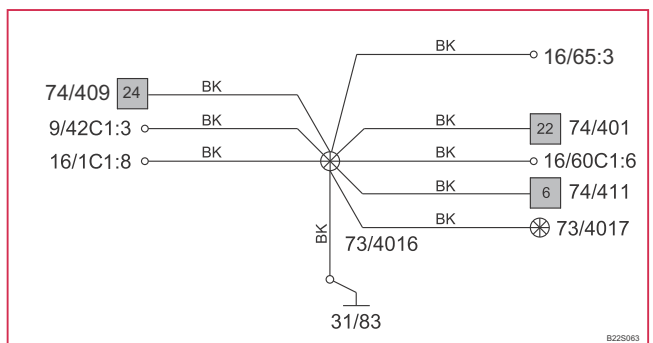
73/4014



73/4016 LHD



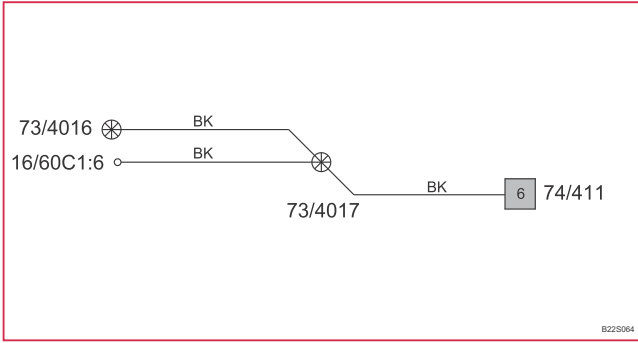
73/4016 RHD



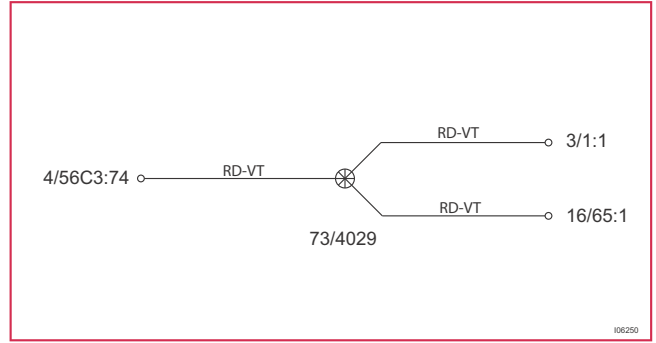
Branching points

73/4017 - 73/4037

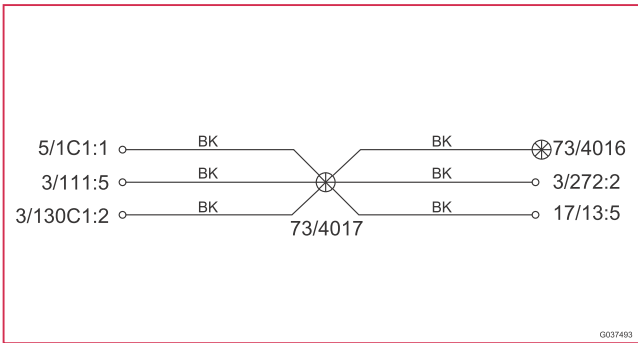
73/4017 LHD



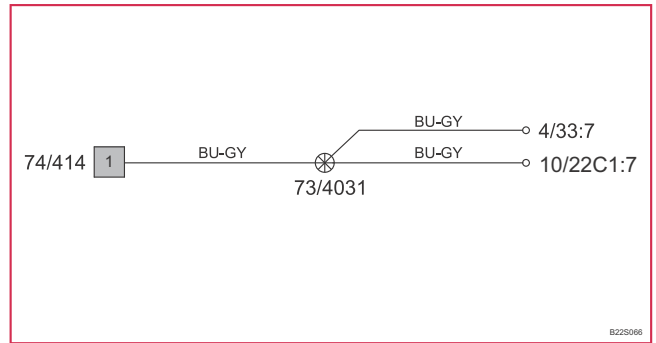
73/4029



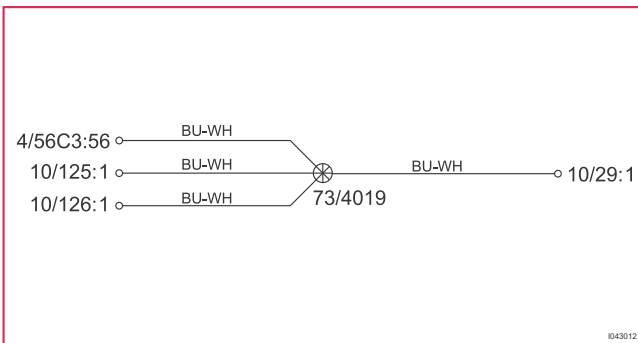
73/4017 RHD



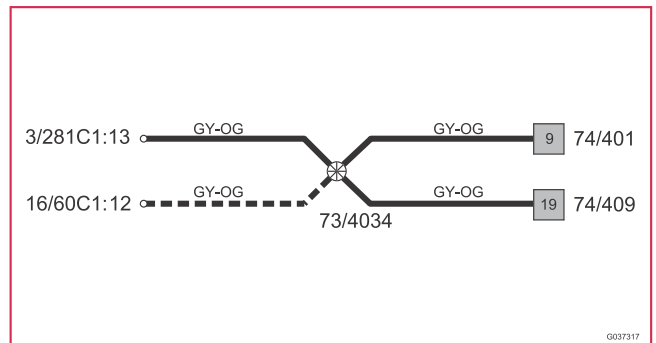
73/4031



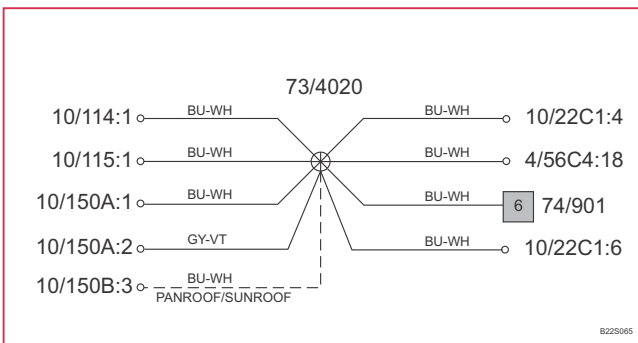
73/4019



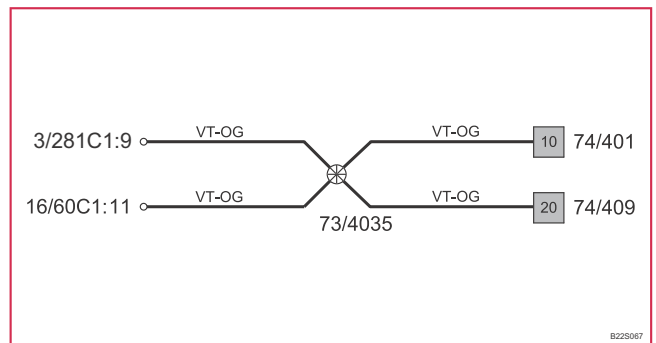
73/4034



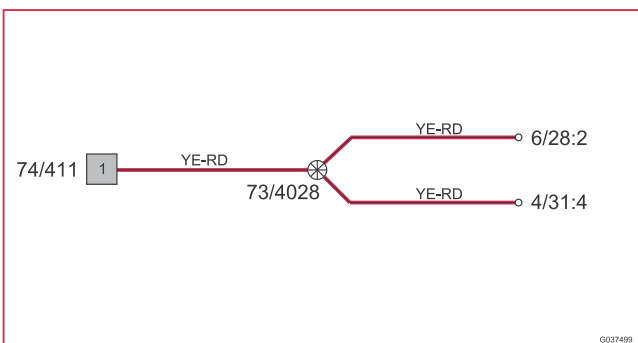
73/4020



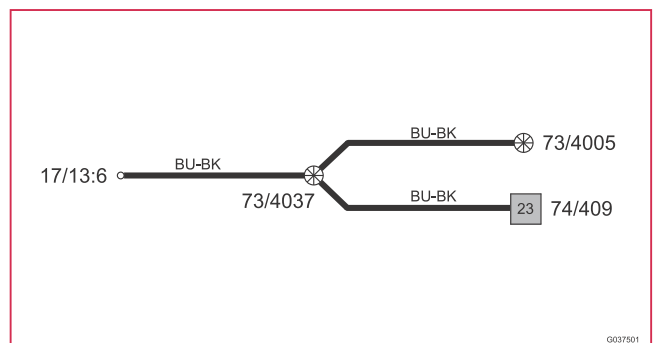
73/4035



73/4028



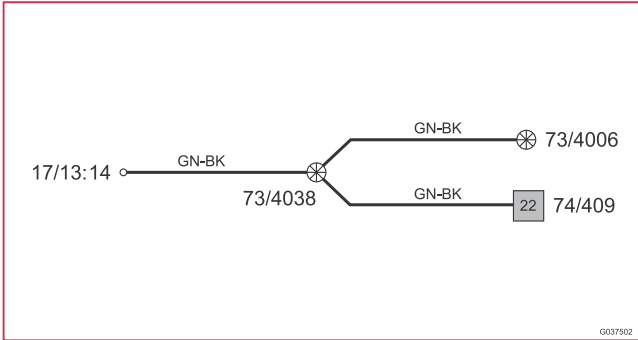
73/4037



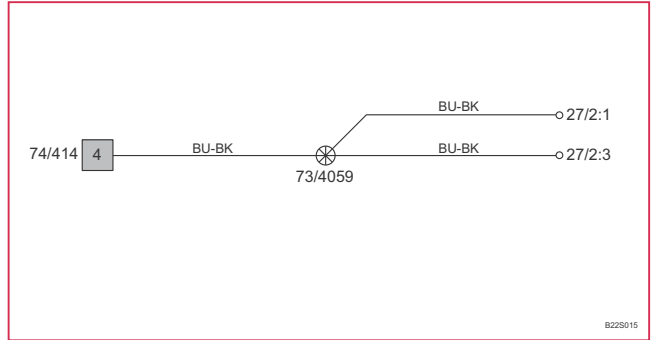
Branching points

73/4038 - 73/5002

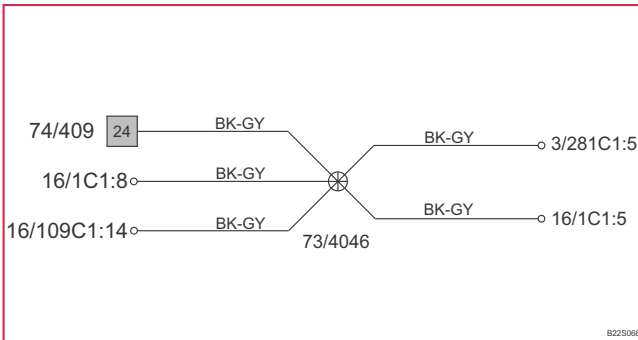
73/4038



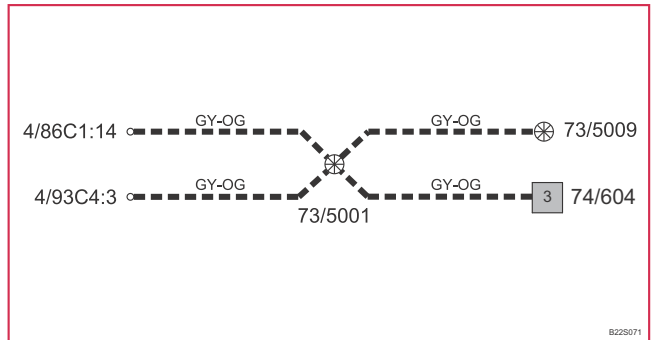
73/4059



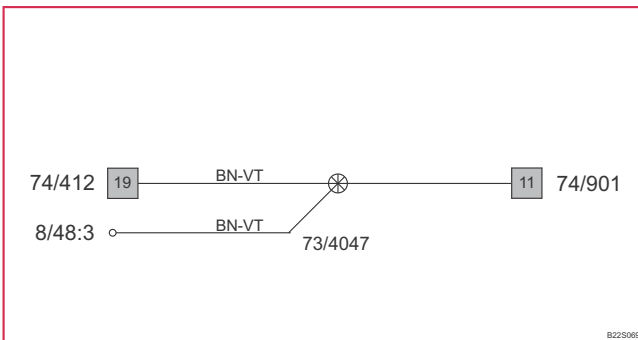
73/4046



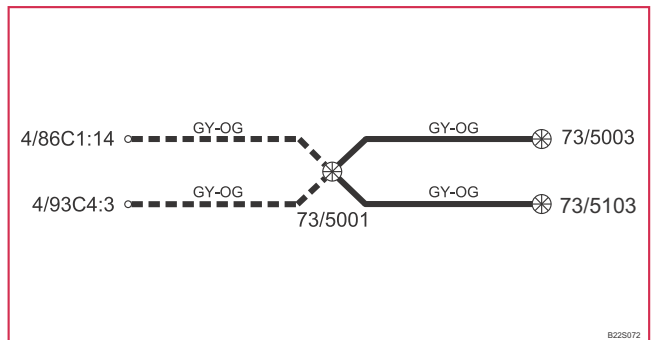
73/5001 LHD



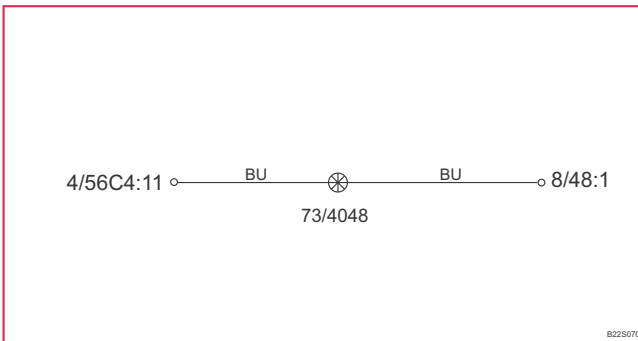
73/4047



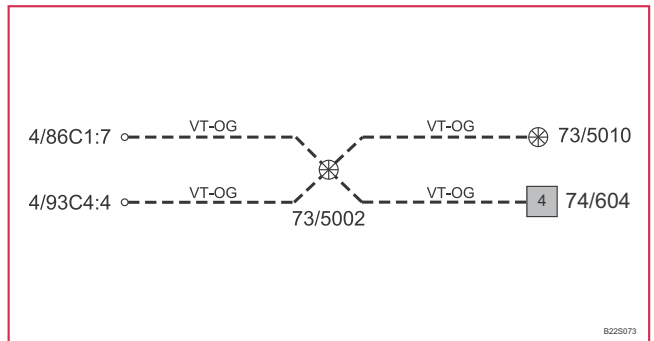
73/5001 RHD



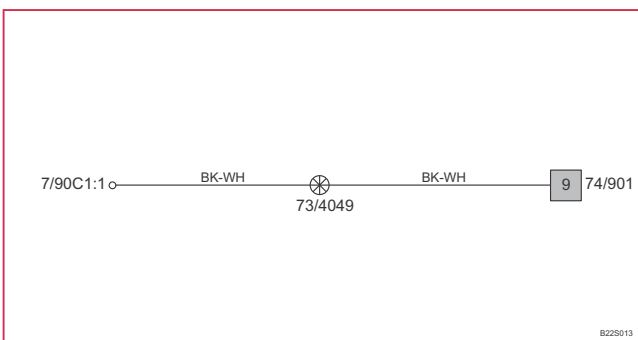
73/4048



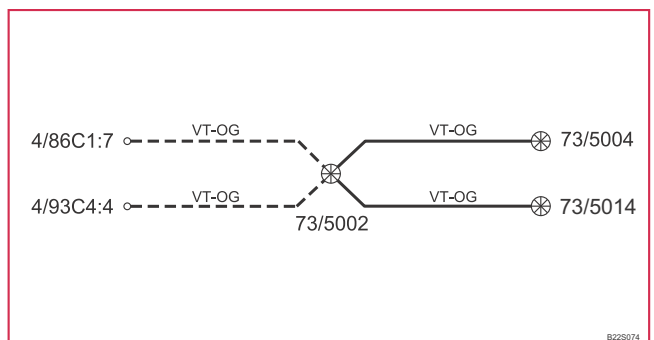
73/5002 LHD



73/4049



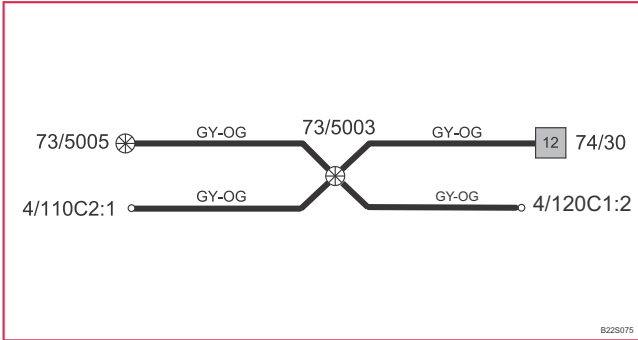
73/5002 RHD



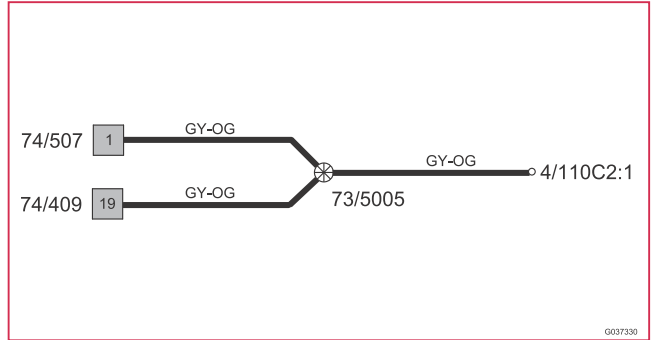
Branching points

73/5003 - 73/5009

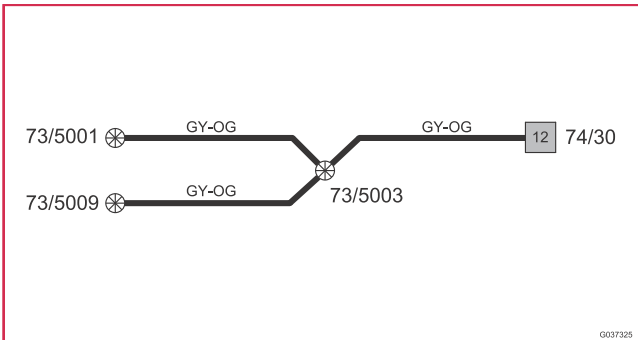
73/5003 LHD



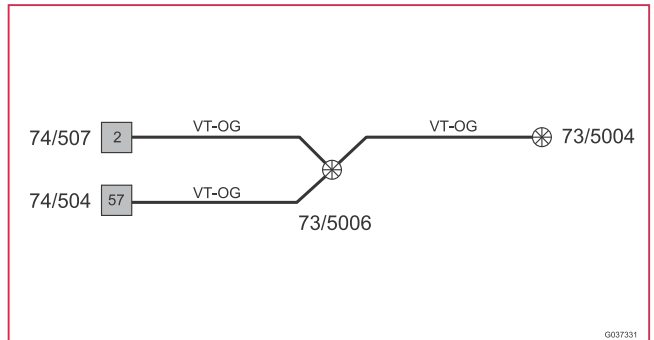
73/5005 RHD



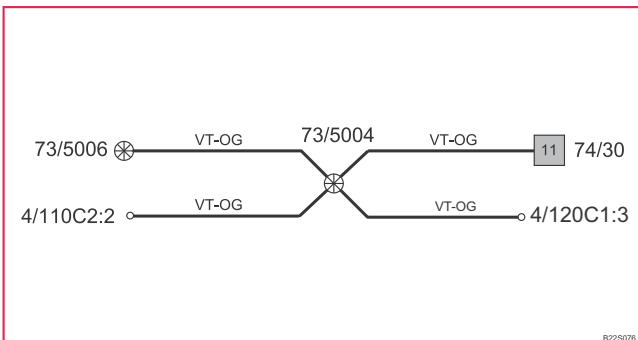
73/5003 RHD



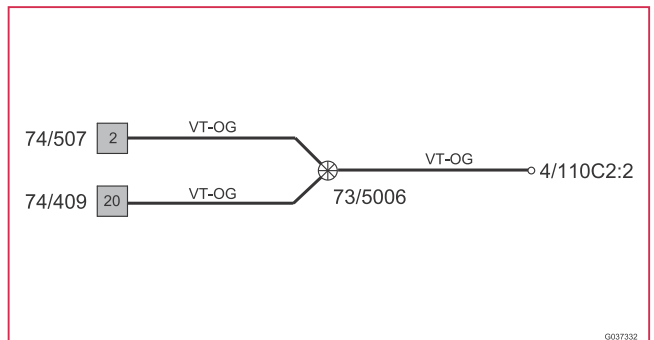
73/5006 LHD



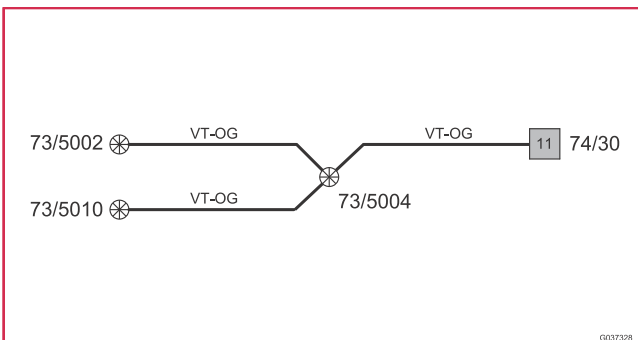
73/5004 LHD



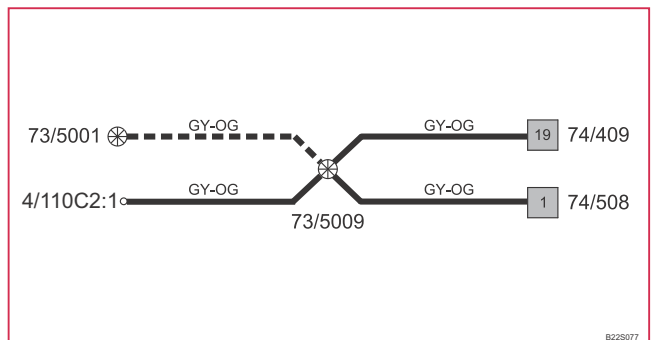
73/5006 RHD



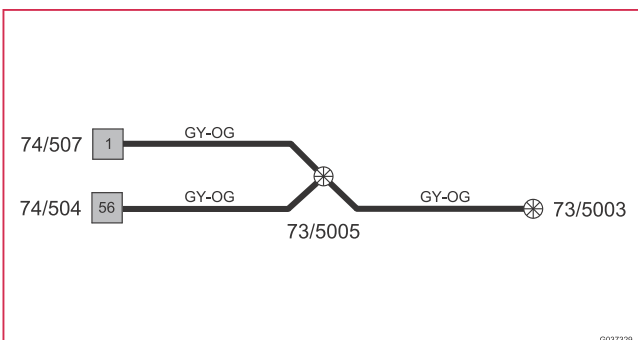
73/5004 RHD



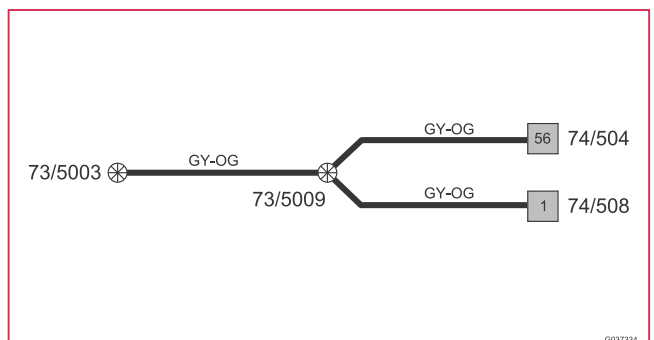
73/5009 LHD



73/5005 LHD



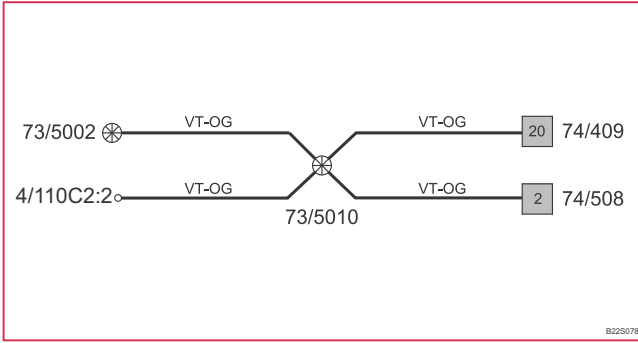
73/5009 RHD



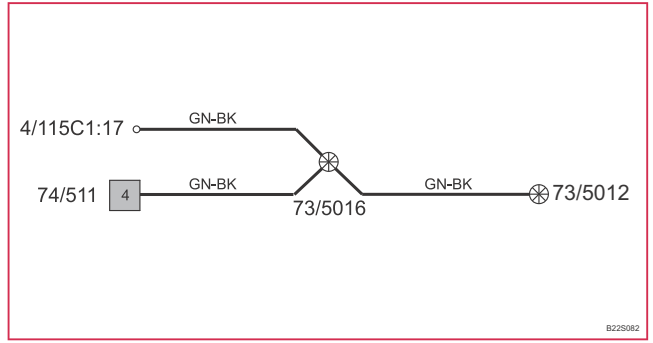
Branching points

73/5010 - 73/5024

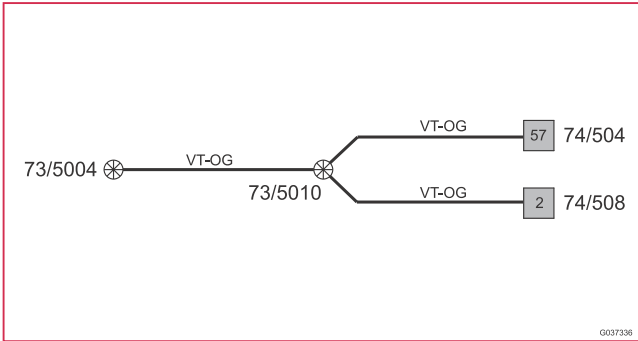
73/5010 LHD



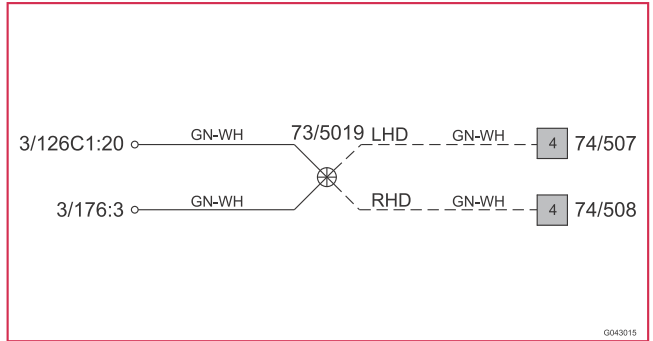
73/5016



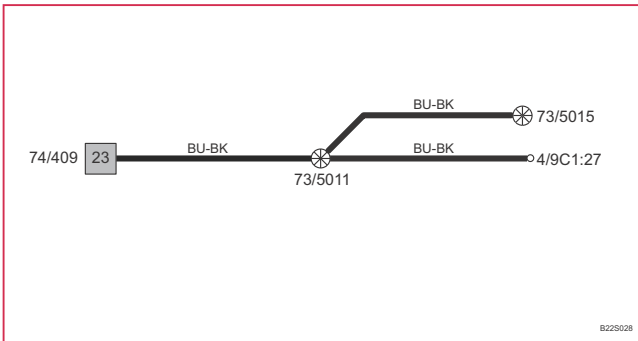
73/5010 RHD



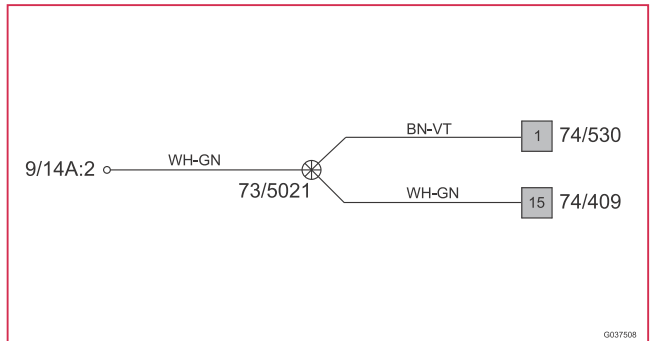
73/5019



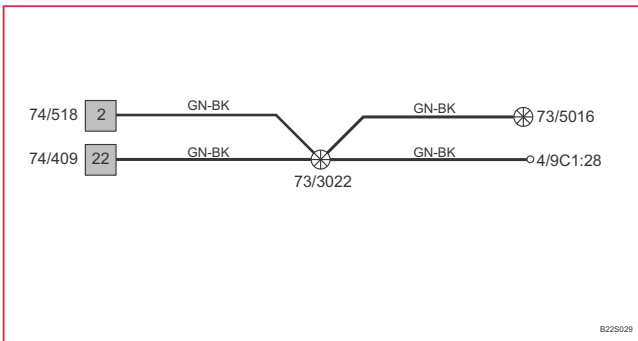
73/5011



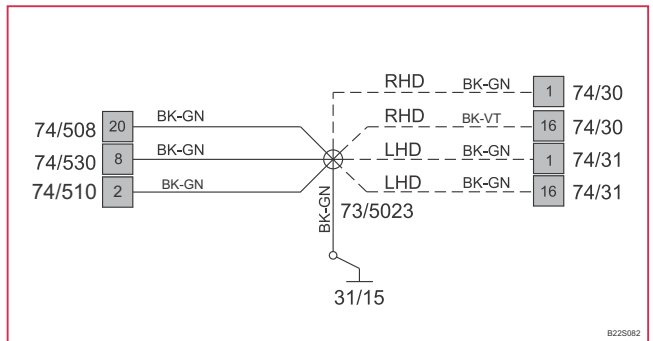
73/5021



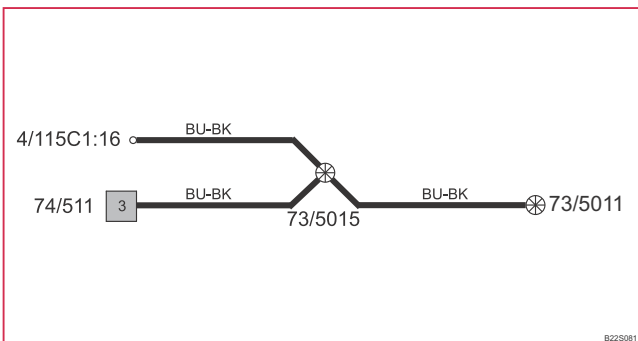
73/5012



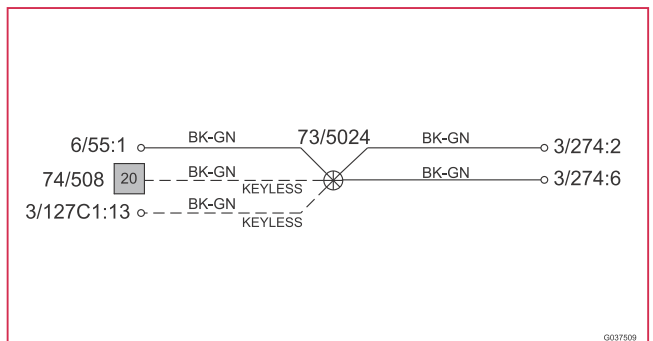
73/5023



73/5015



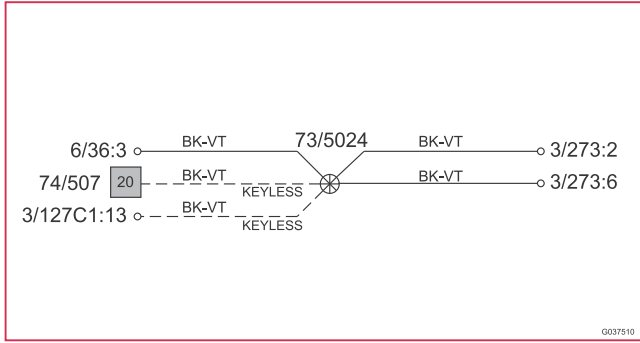
73/5024 LHD



Branching points

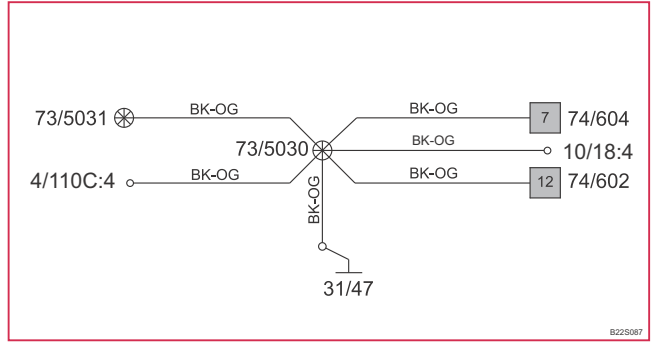
73/5024 - 73/5035

73/5024 RHD



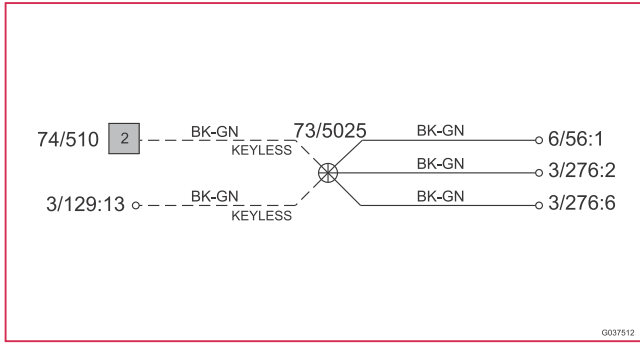
G037510

73/5030



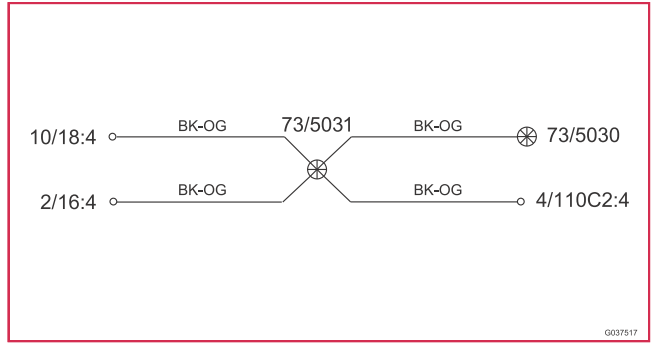
B225087

73/5025



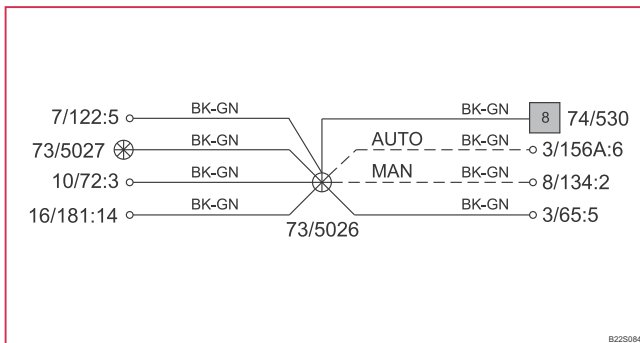
G037512

73/5031



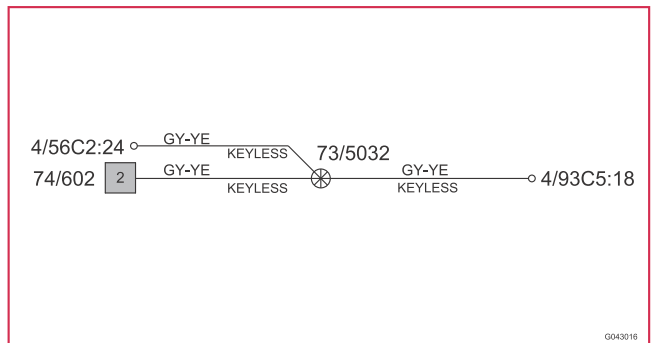
G037517

73/5026



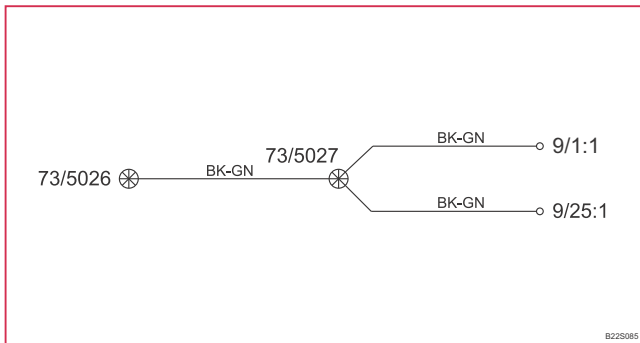
B225084

73/5032



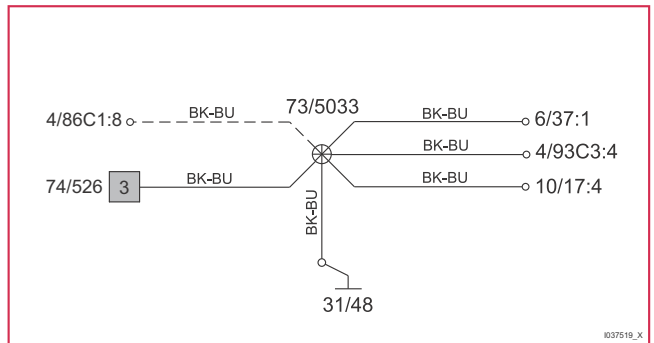
G043016

73/5027



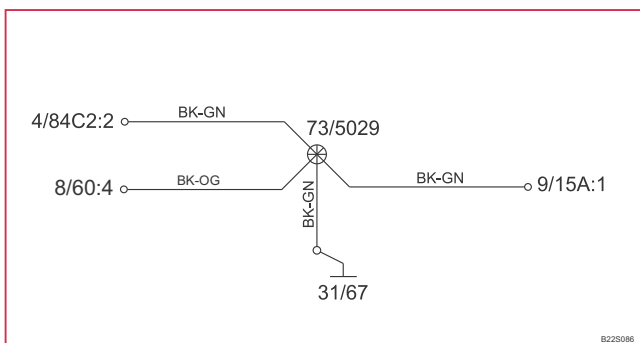
B225085

73/5033



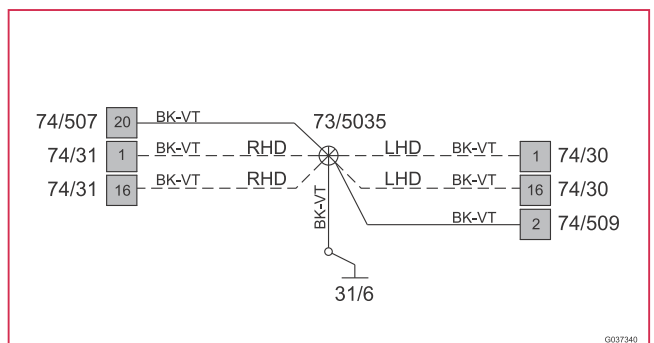
I037519_X

73/5029



B225086

73/5035

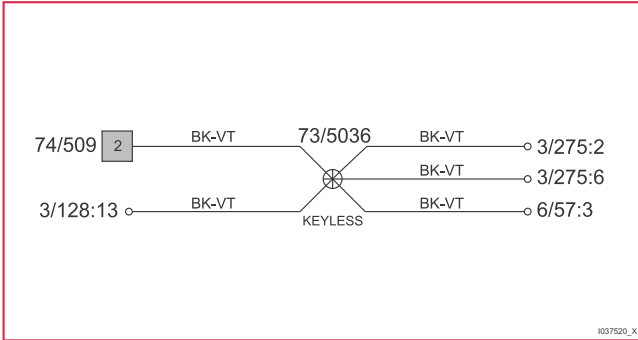


G037340

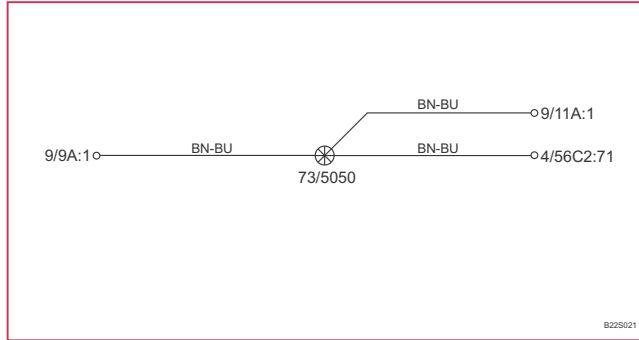
Branching points

73/5036 - 73/5064

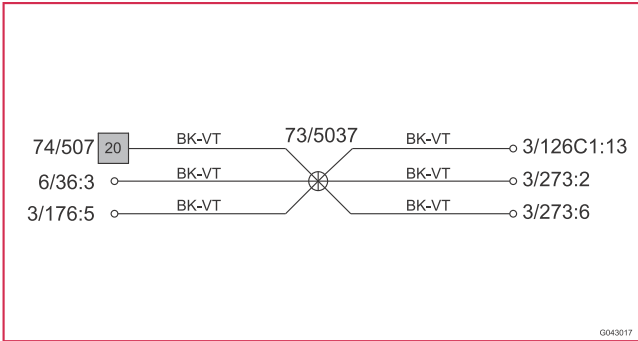
73/5036



73/5050



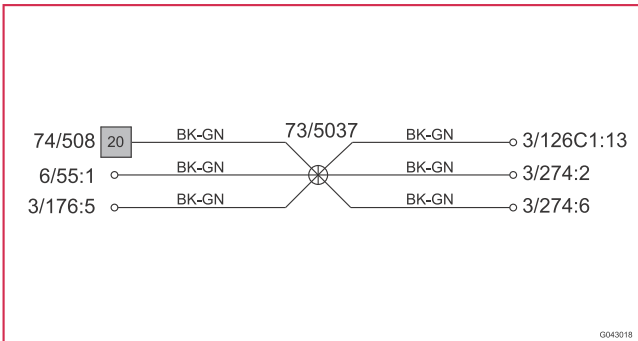
73/5037 LHD



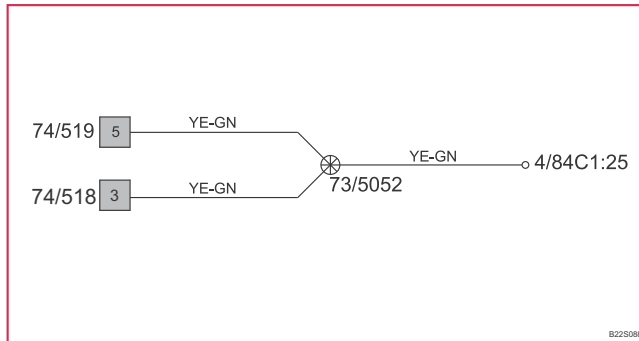
73/5051



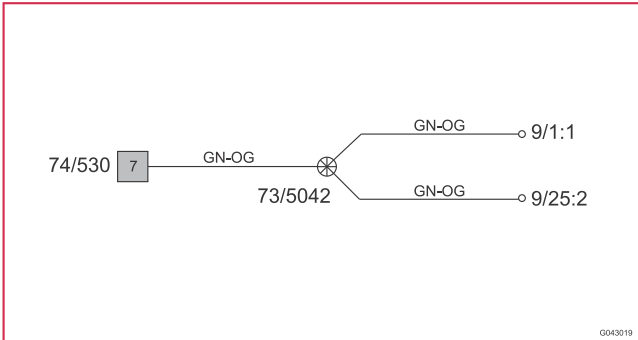
73/5037 RHD



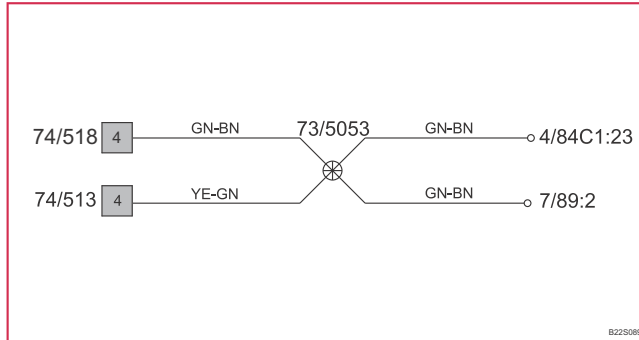
73/5052



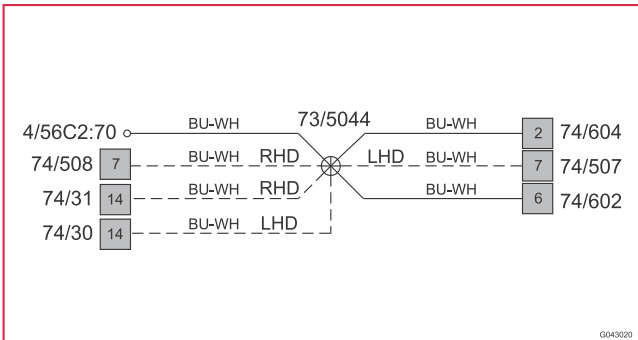
73/5042



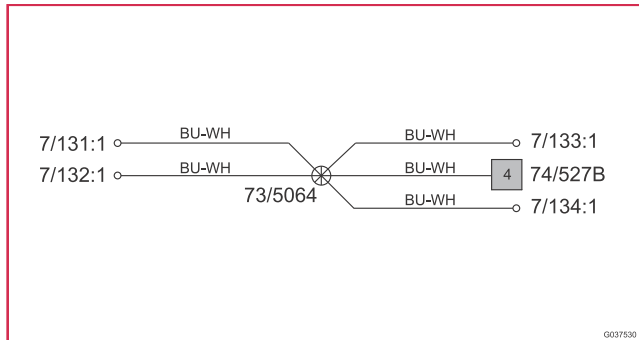
73/5053



73/5044



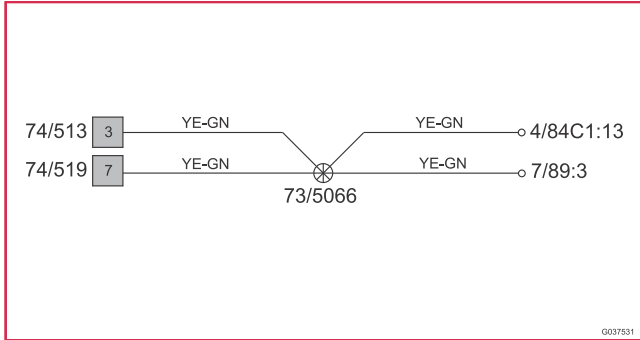
73/5064



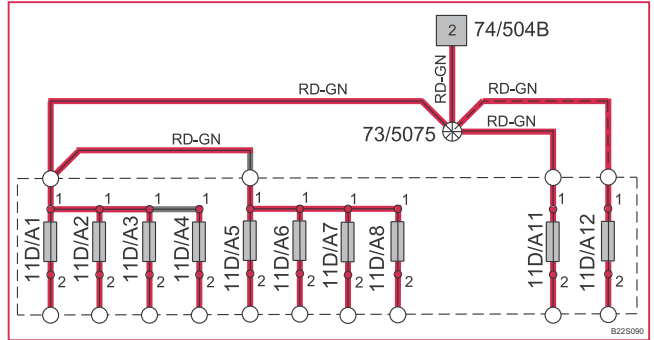
Branching points

73/5066 - 73/5079

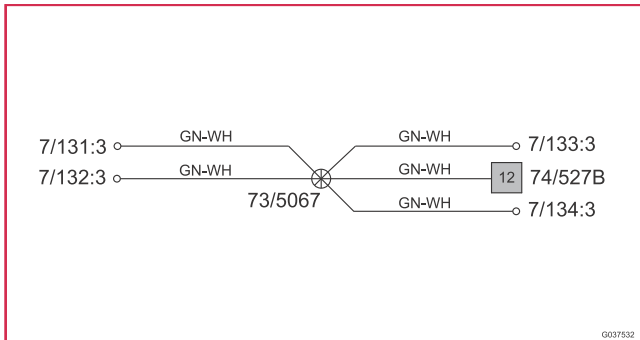
73/5066



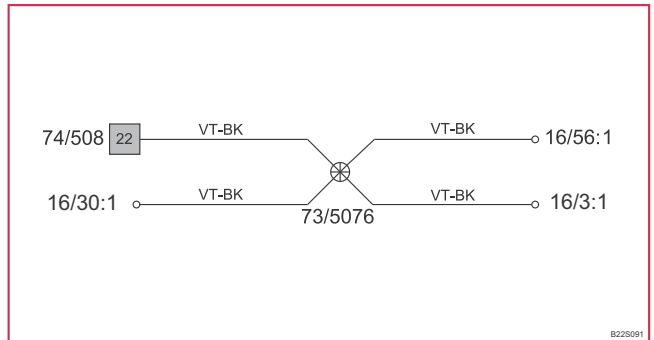
73/5075



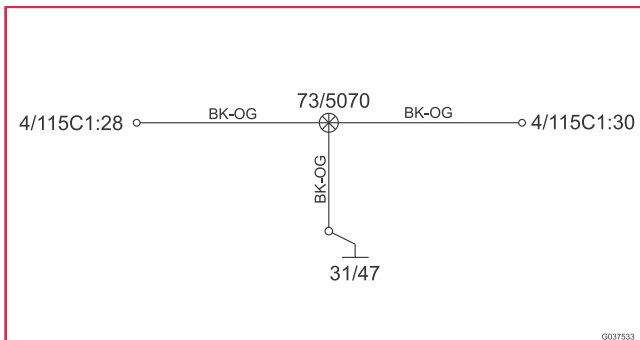
73/5067



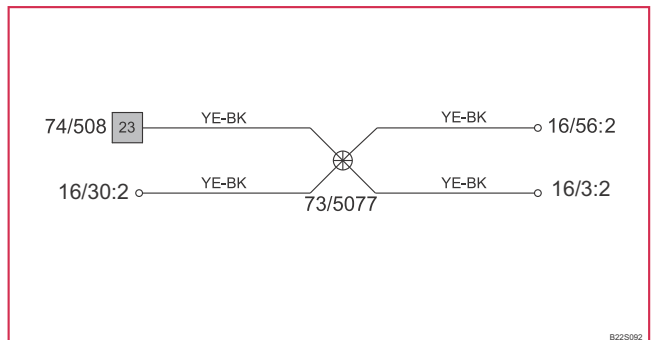
73/5076



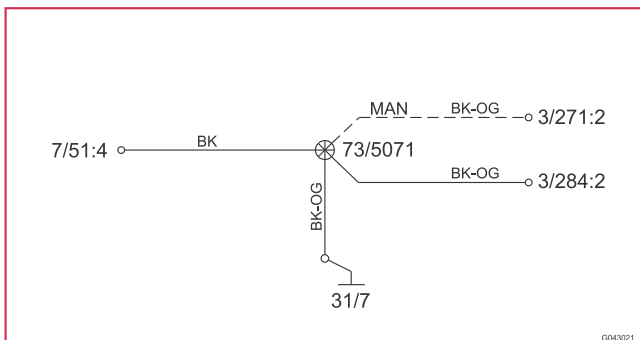
73/5070



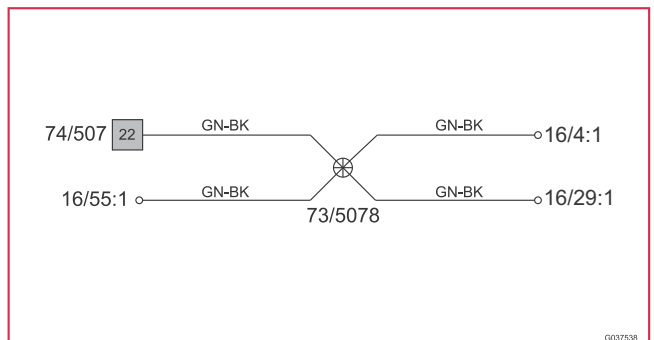
73/5077



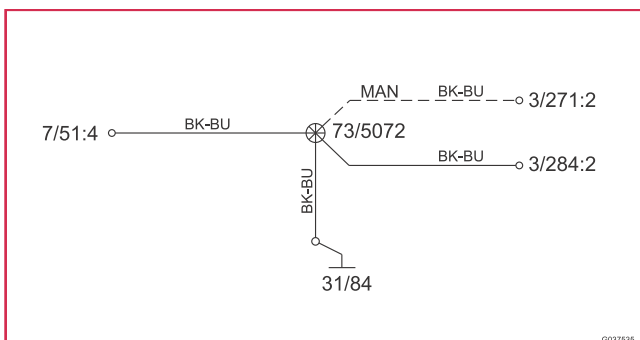
73/5071 LHD



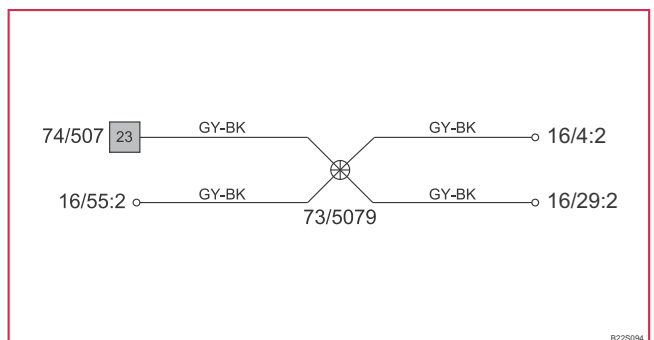
73/5078



73/5072 RHD



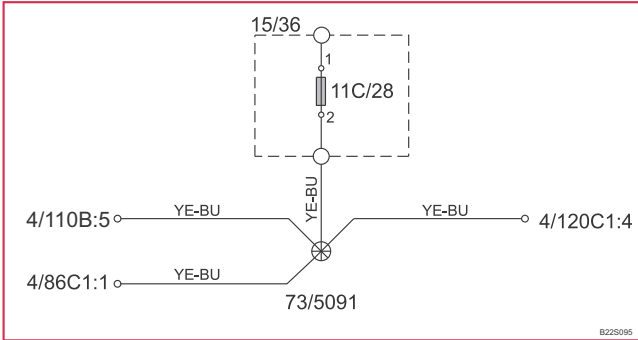
73/5079



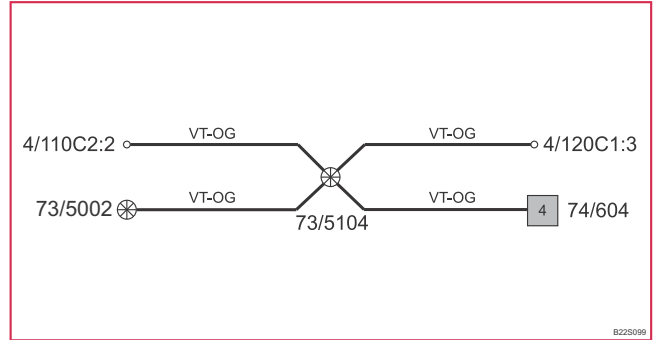
Branching points

73/5091 - 73/5118

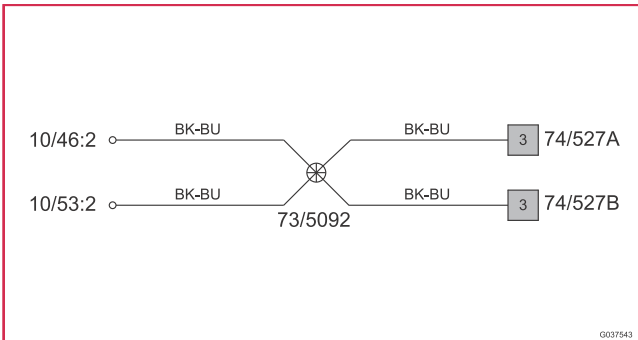
73/5091



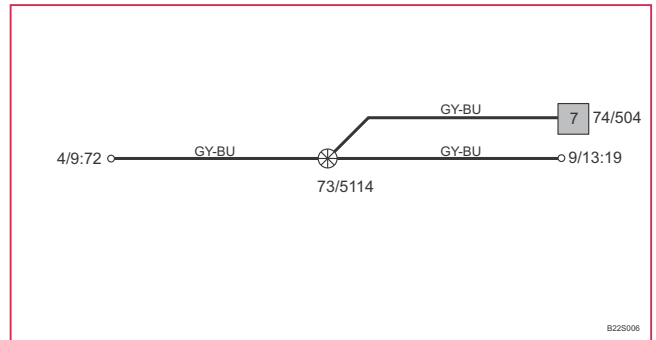
73/5104



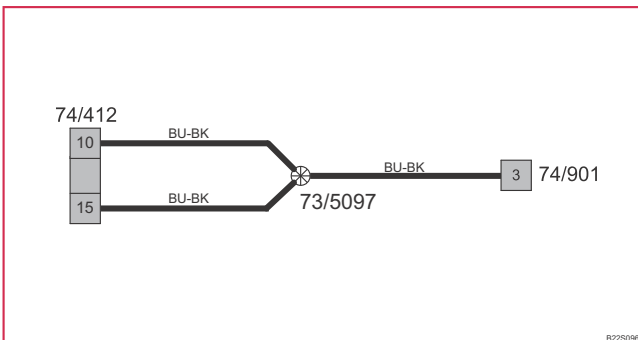
73/5092



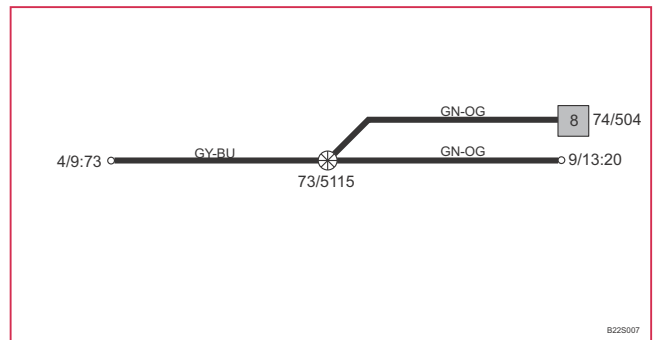
73/5114



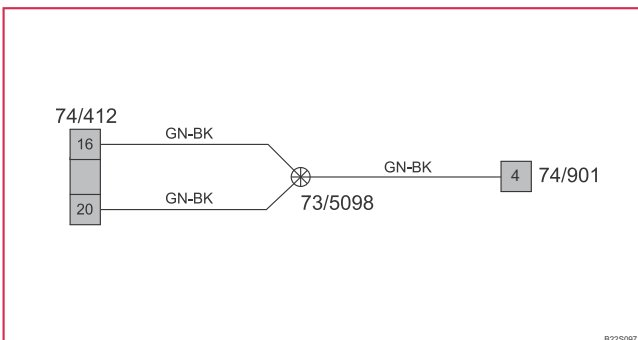
73/5097



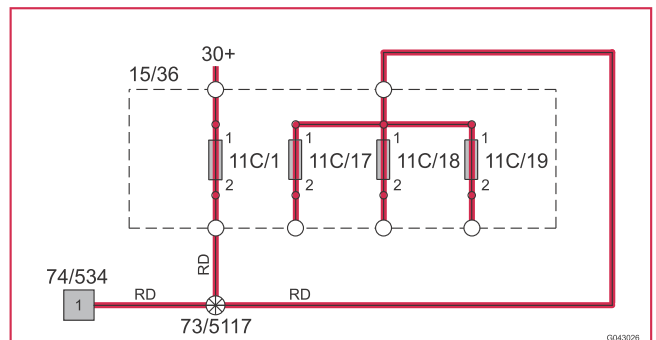
73/5115



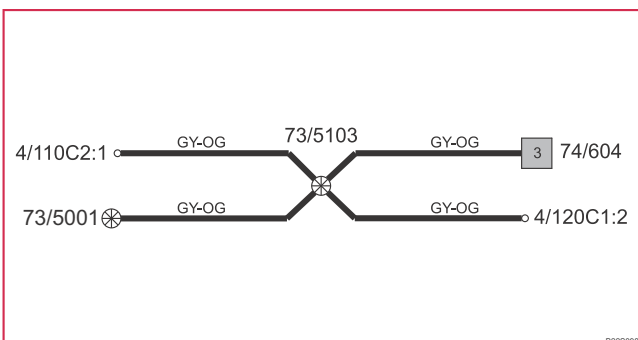
73/5098



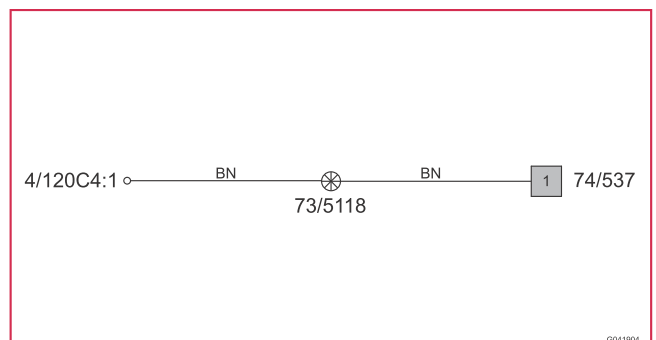
73/5117



73/5103



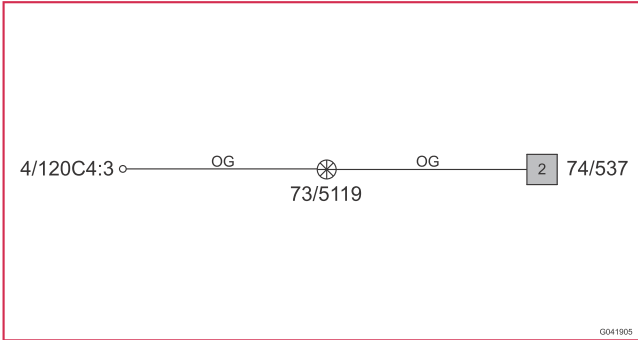
73/5118



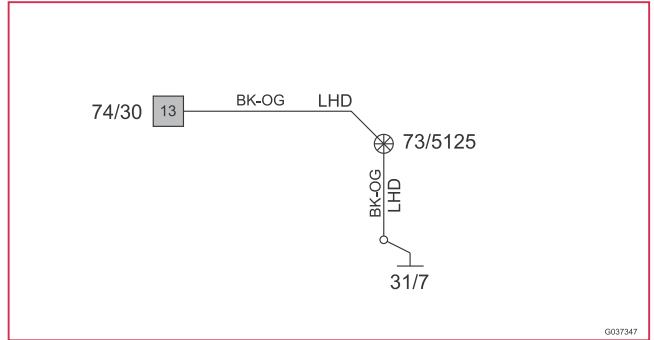
Branching points

73/5119 - 73/5132

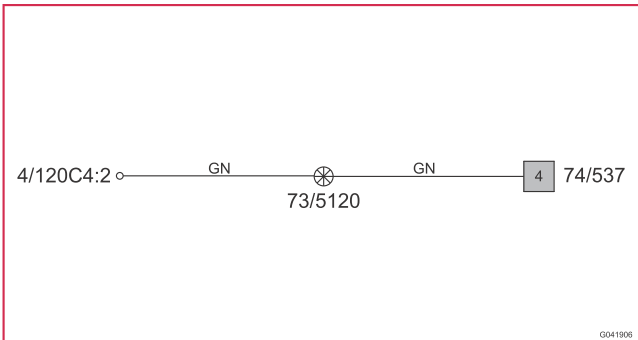
73/5119



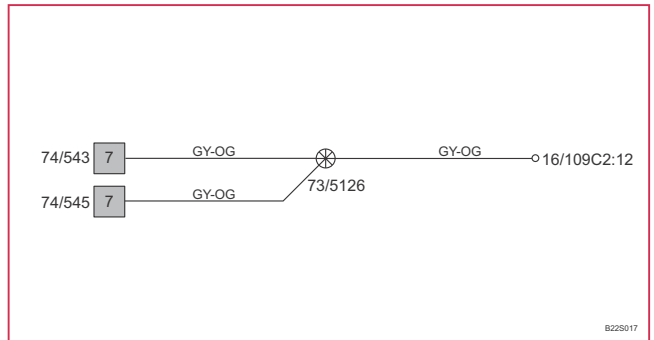
73/5125



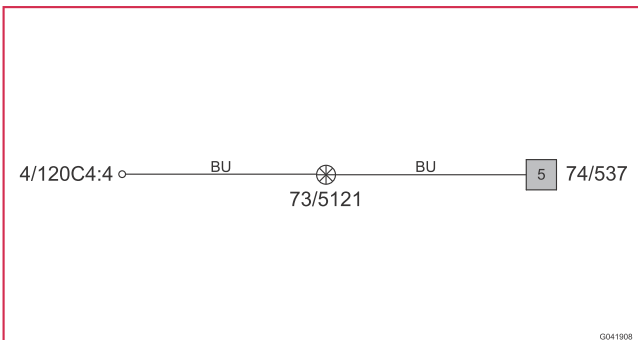
73/5120



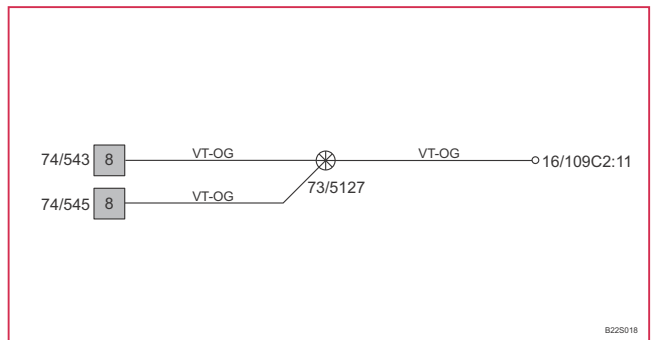
73/5126



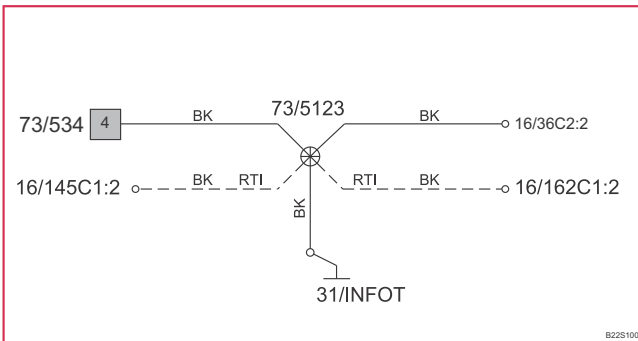
73/5121



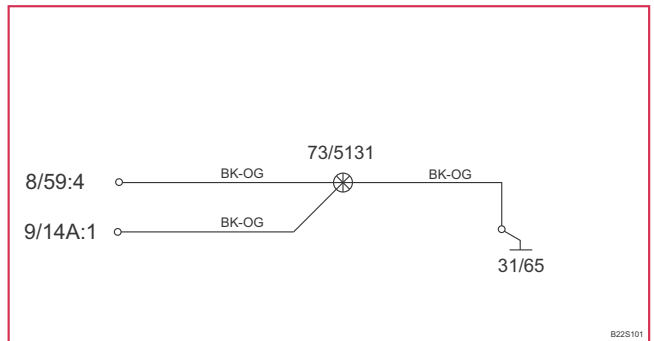
73/5127



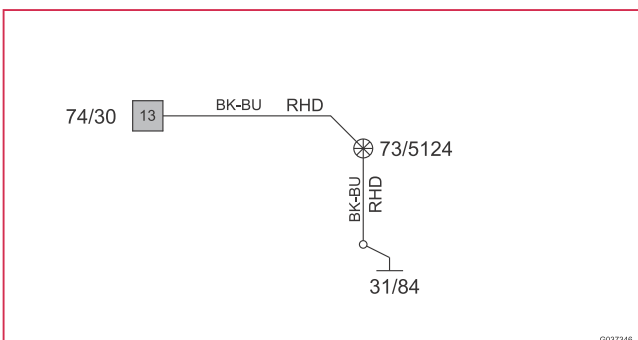
73/5123



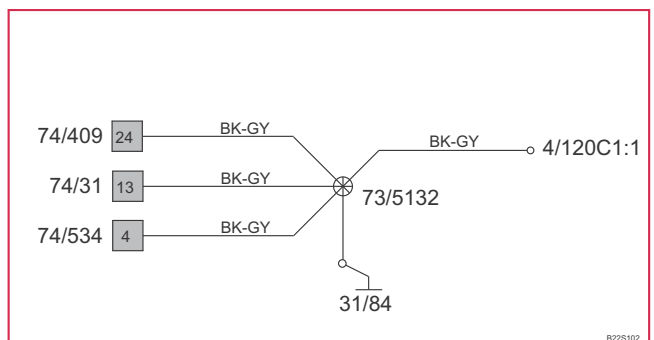
73/5131



73/5124

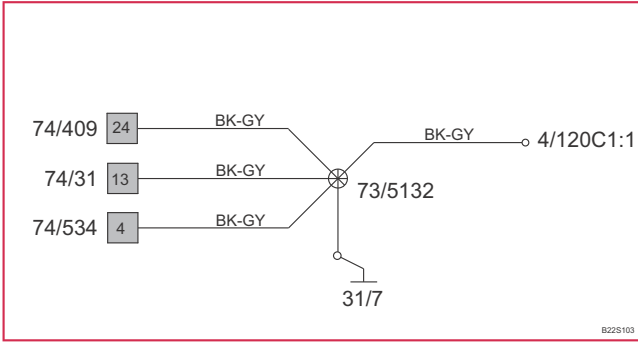


73/5132 LHD

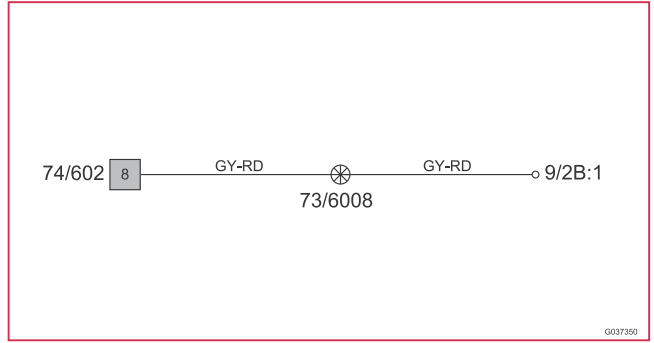


Branching points 73/5132 - 73/ALS3

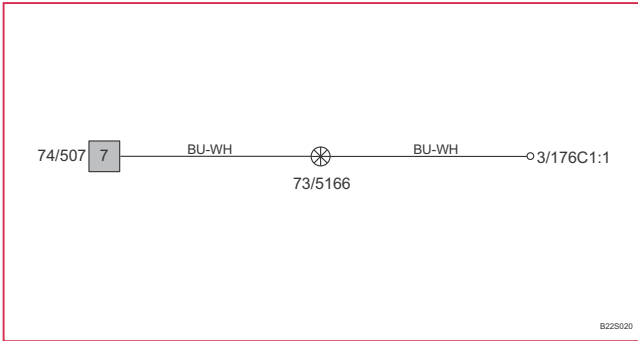
73/5132 RHD



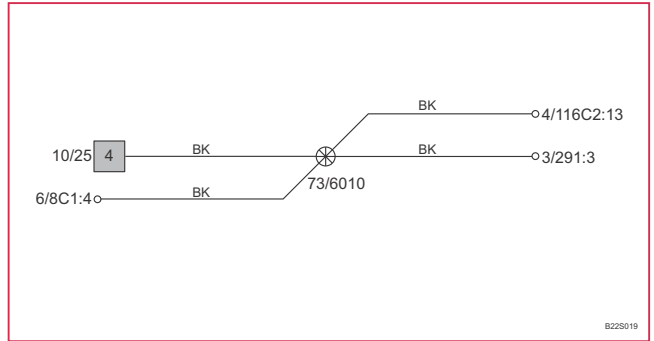
73/6008



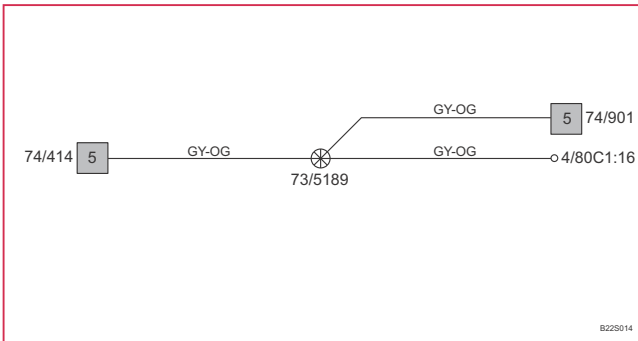
73/5166



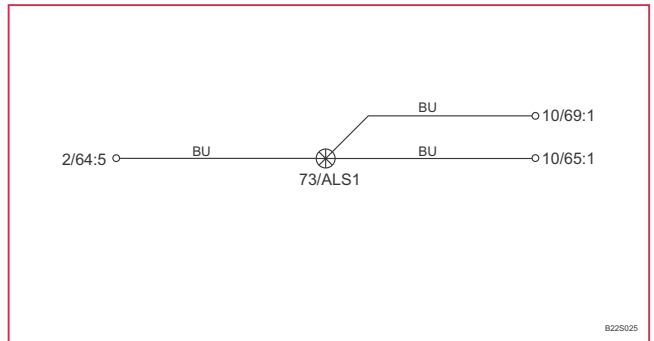
73/6010



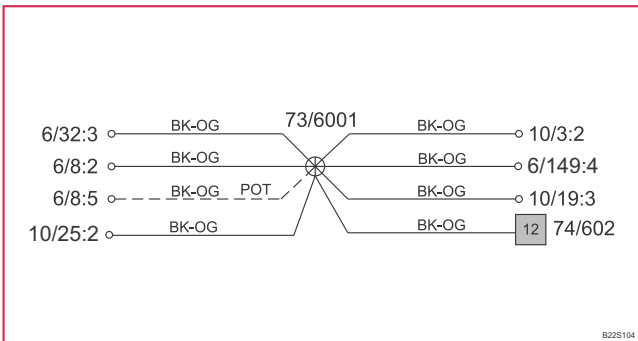
73/5189



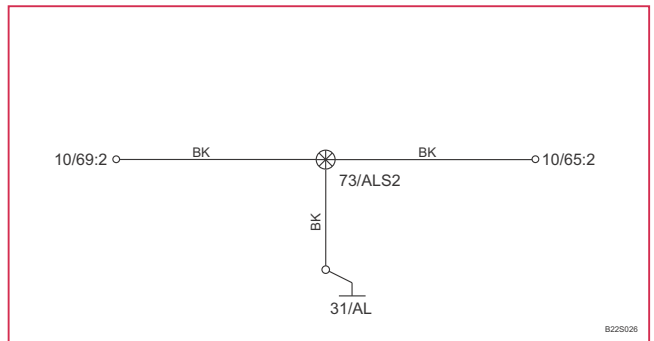
73/ALS1



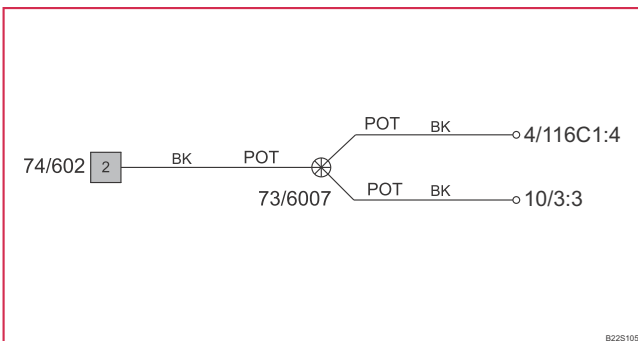
73/6001



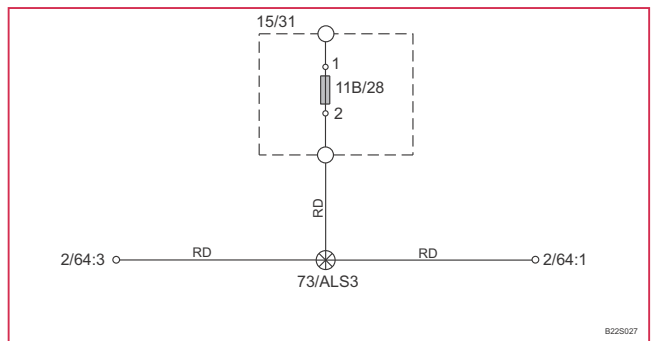
73/ALS2



73/6007



73/ALS3

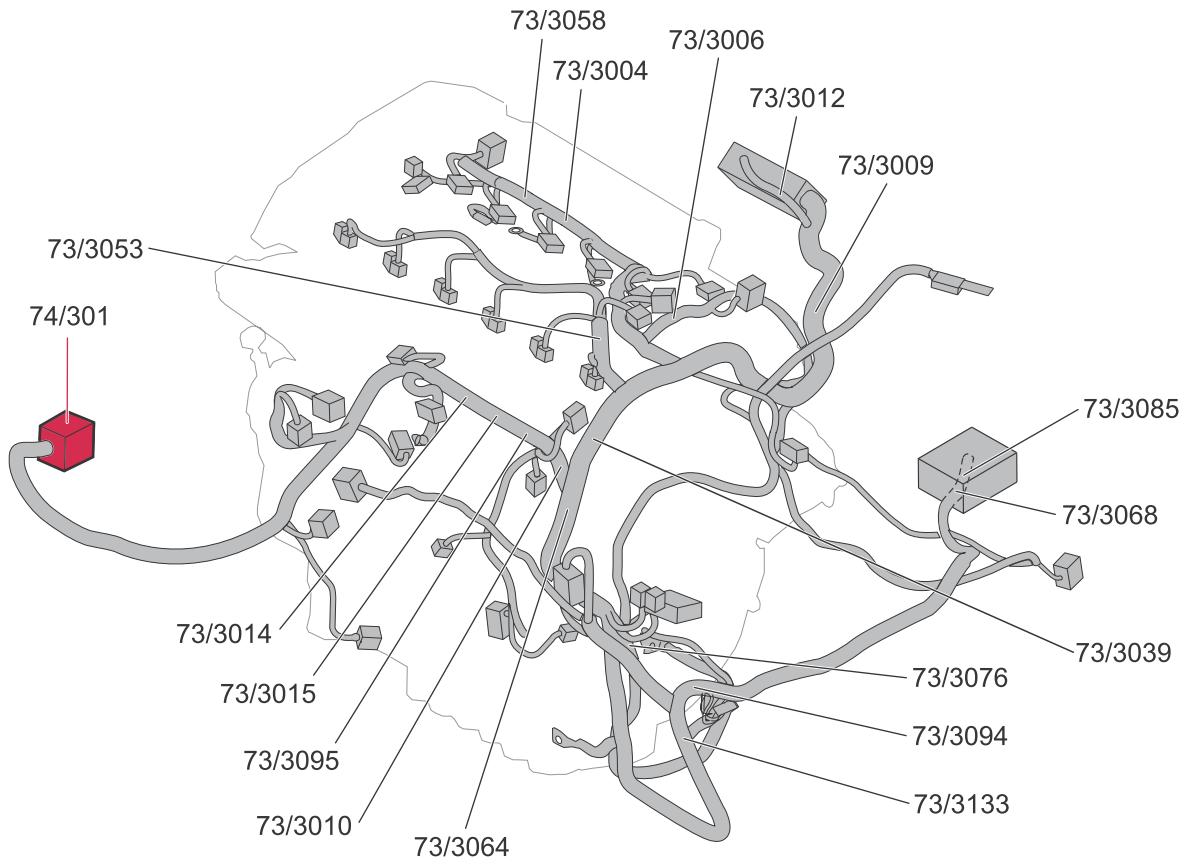


Cable harness routing in vehicle Harness engine 4-Cyl. Turbo



105127

Cable harness routing in vehicle Harness engine, 6-Cyl.



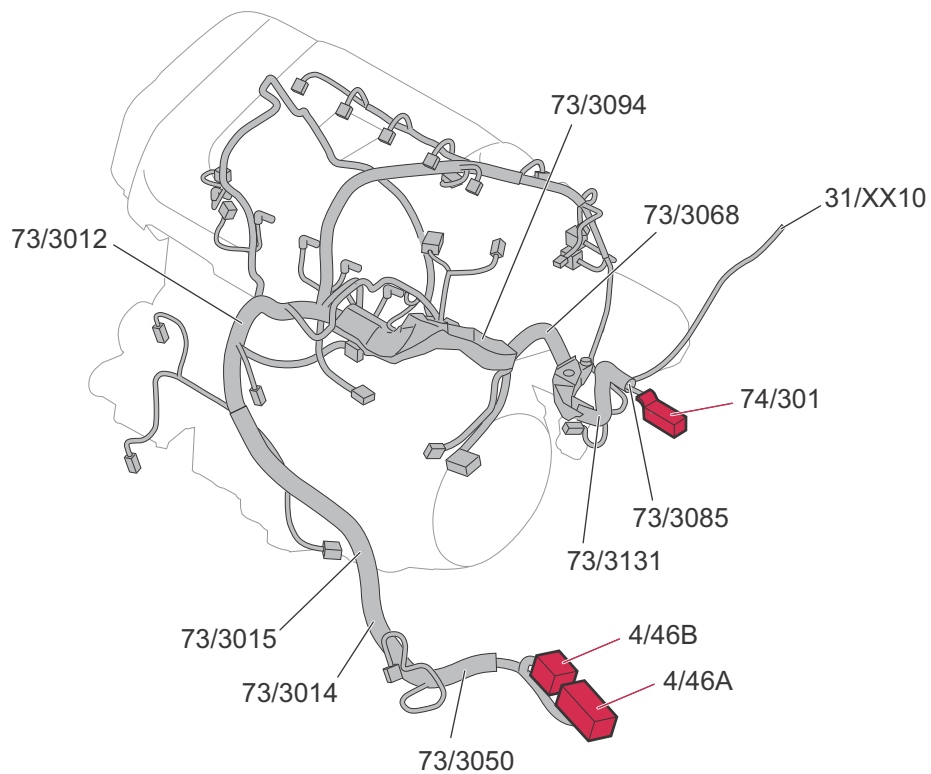
101402_X

Cable harness routing in vehicle Harness engine, 6-Cyl. Turbo



I01402_T

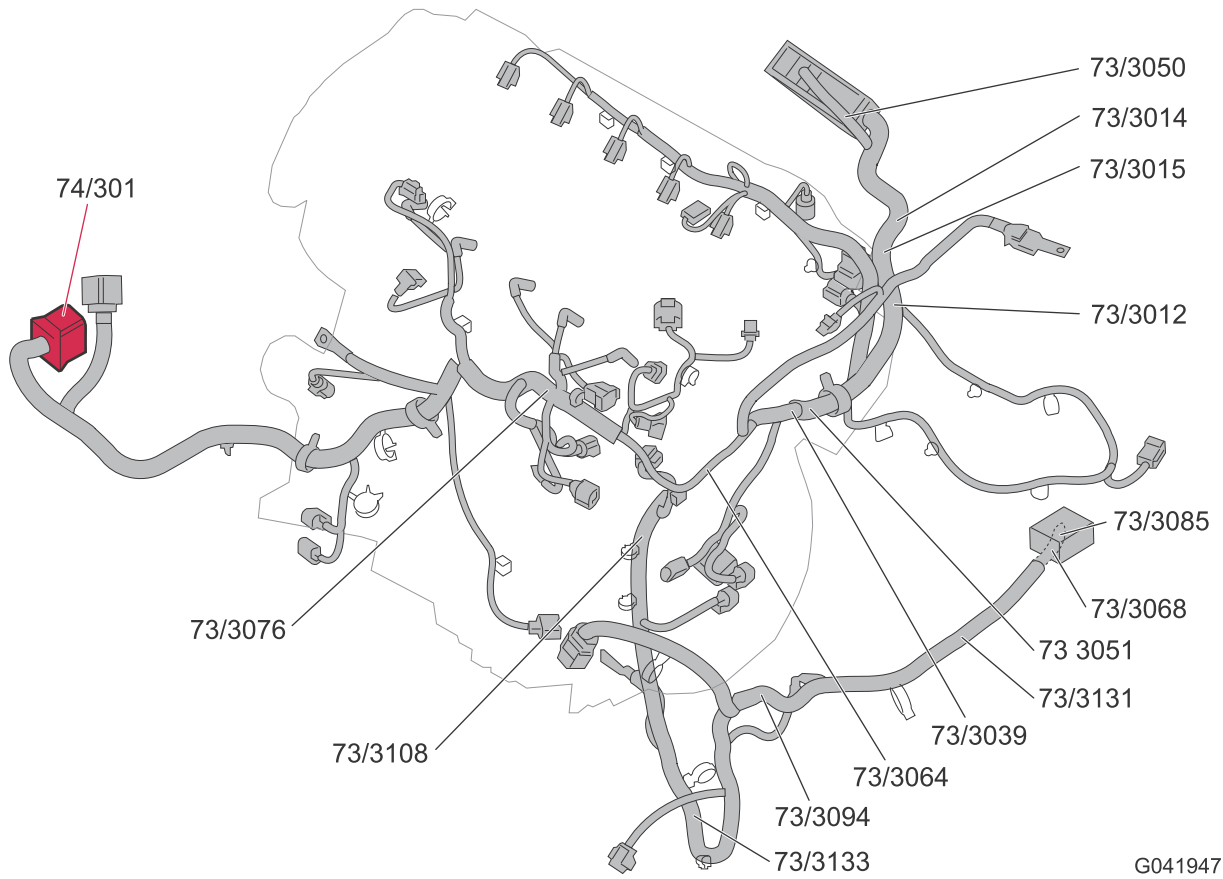
Cable harness routing in vehicle Harness engine, Diesel 2.0l



I05209

Cable harness routing in vehicle

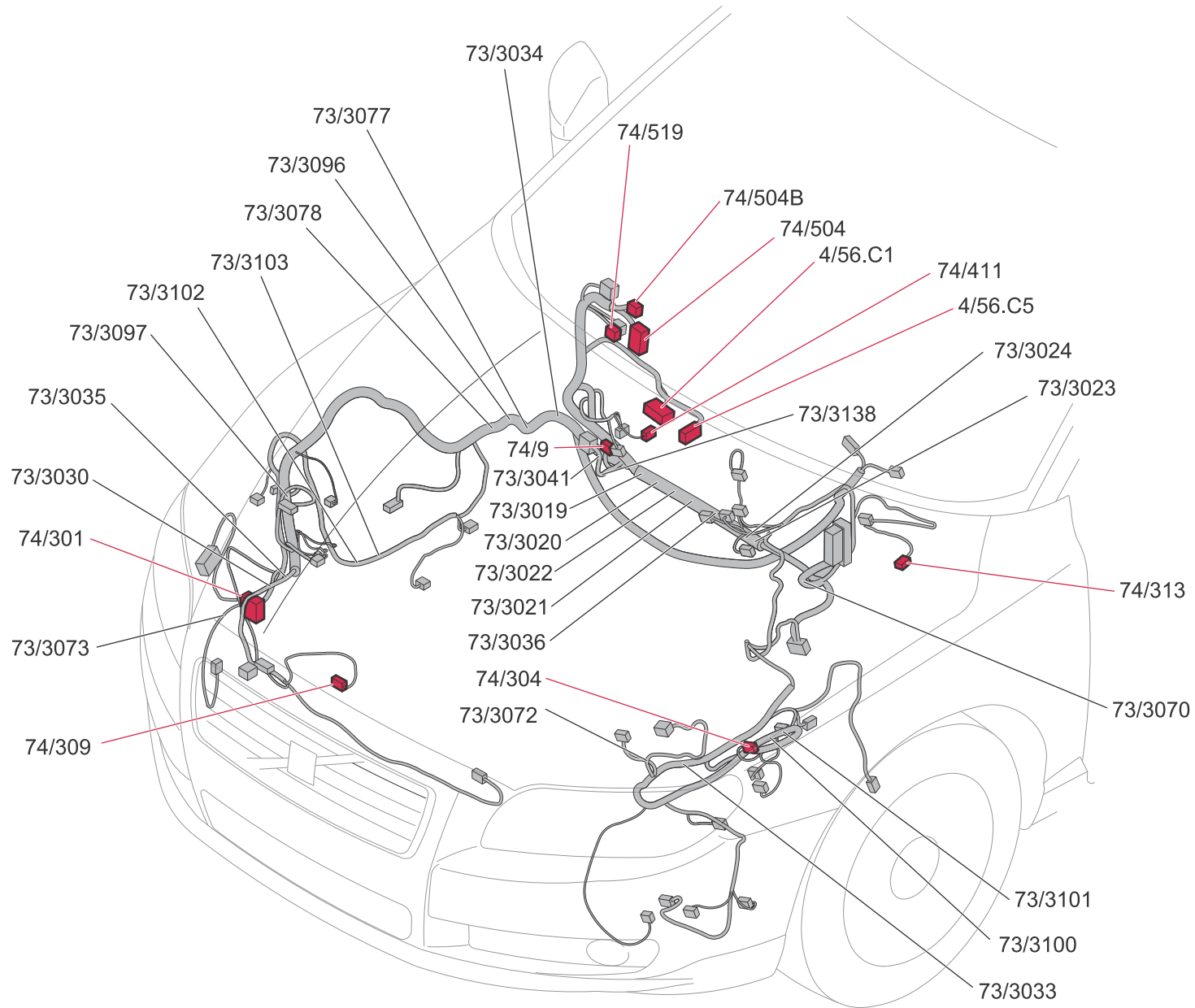
Harness engine, Diesel 2.4l



G041947

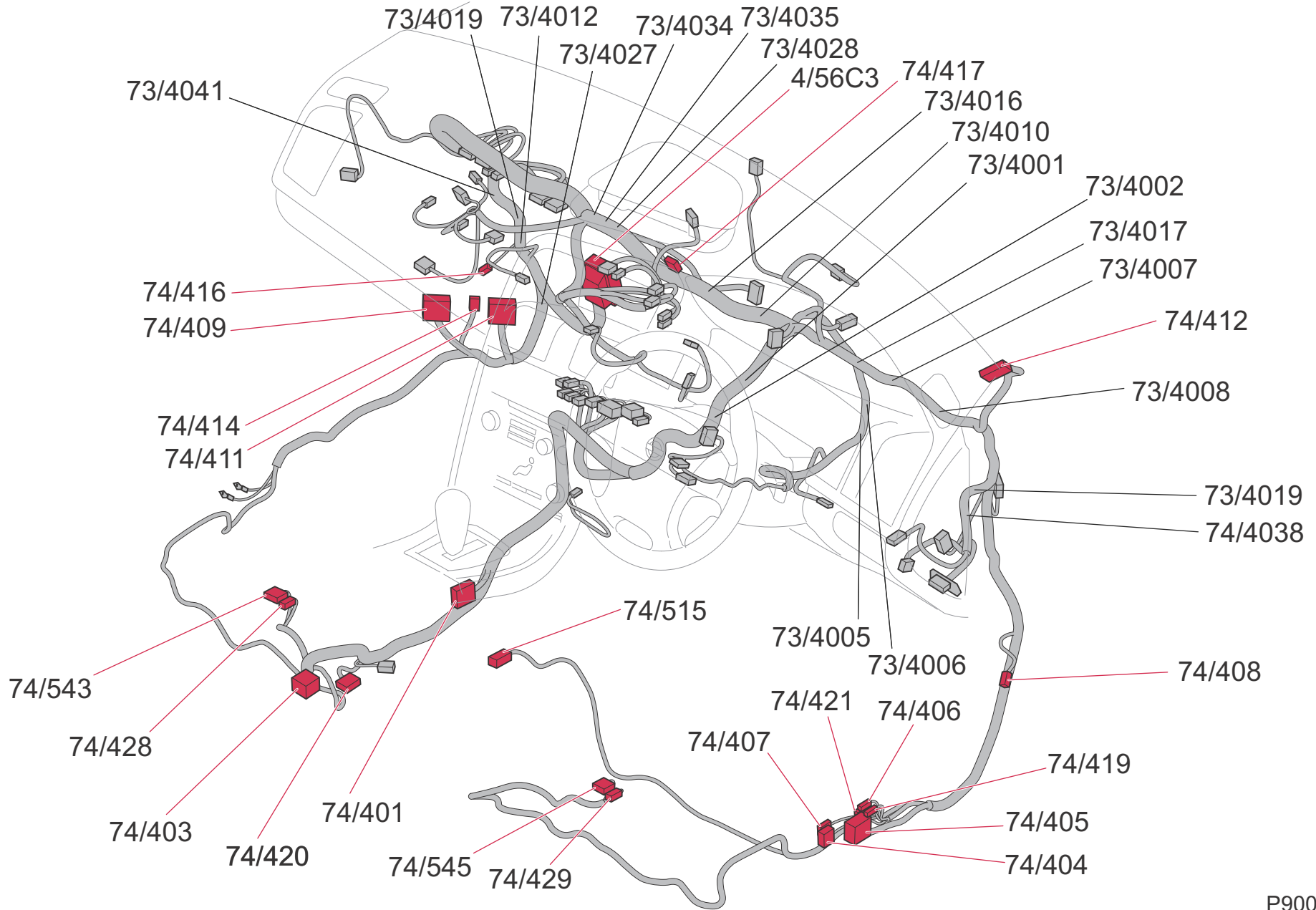
Cable harness routing in vehicle

Engine compartment harness



G043183

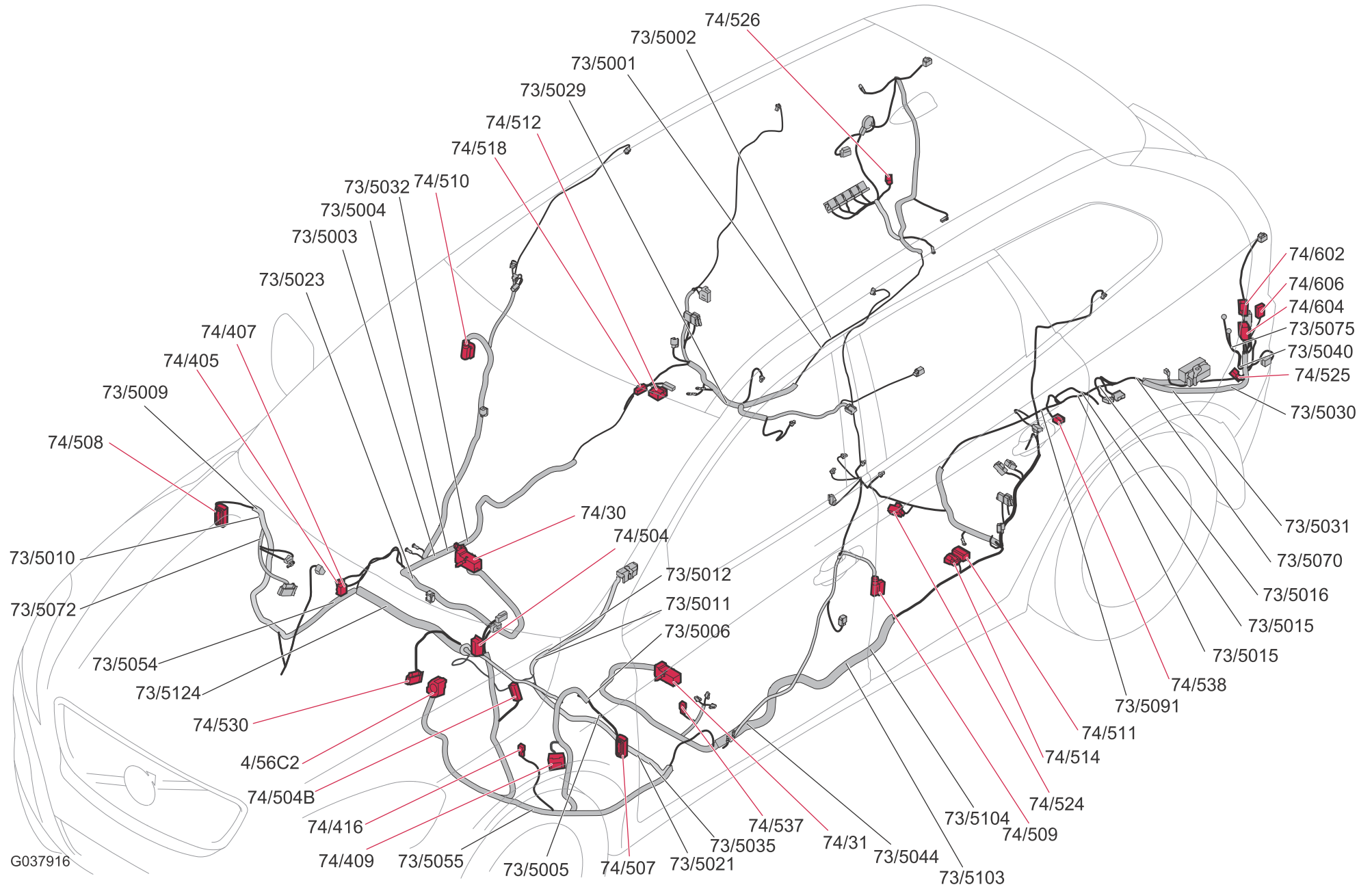
Cable harness routing in vehicle Harness Dashboard, RHD



P90006

Cable harness routing in vehicle

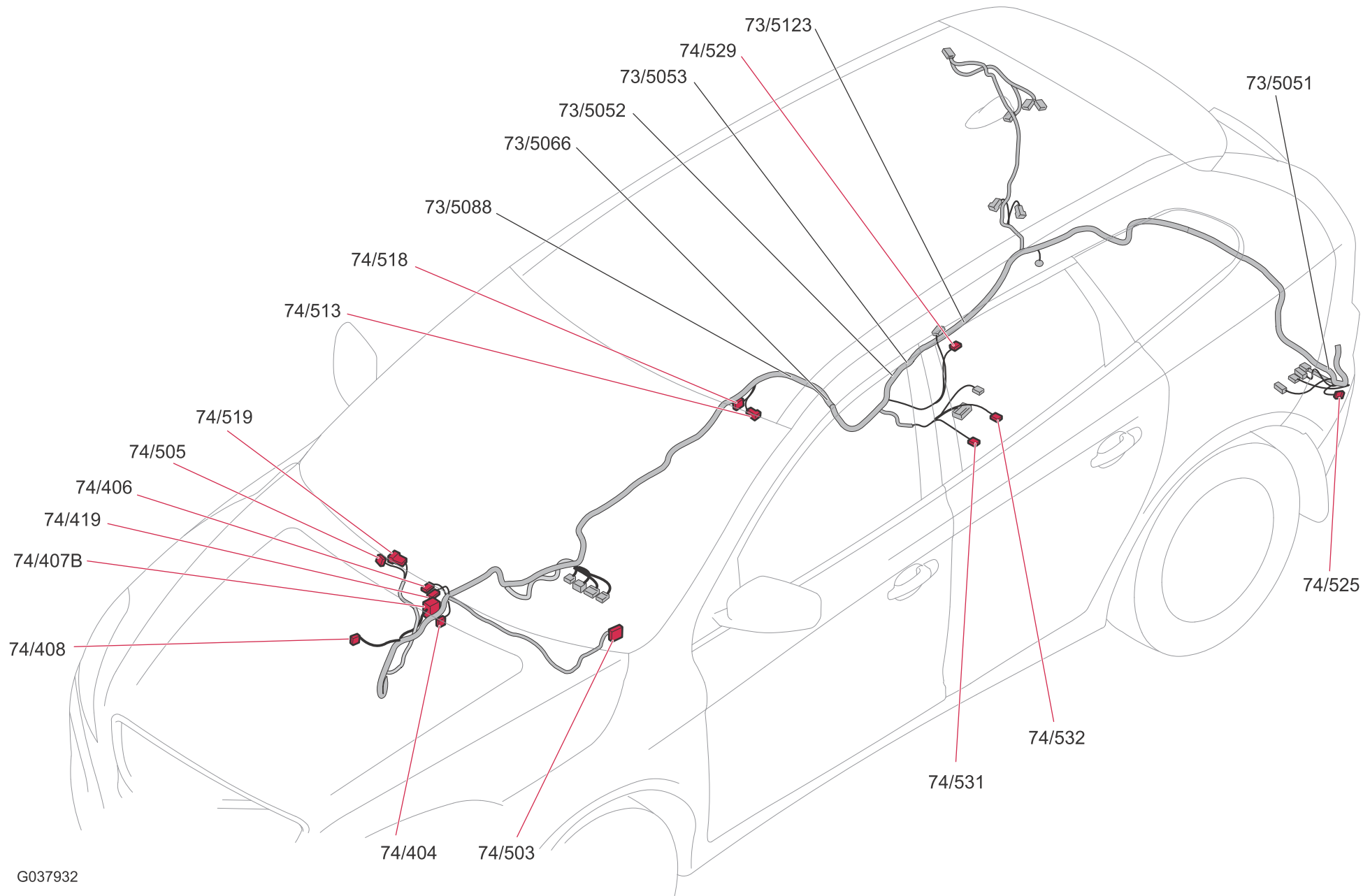
Floor Harness, RHD



G037916

Cable harness routing in vehicle

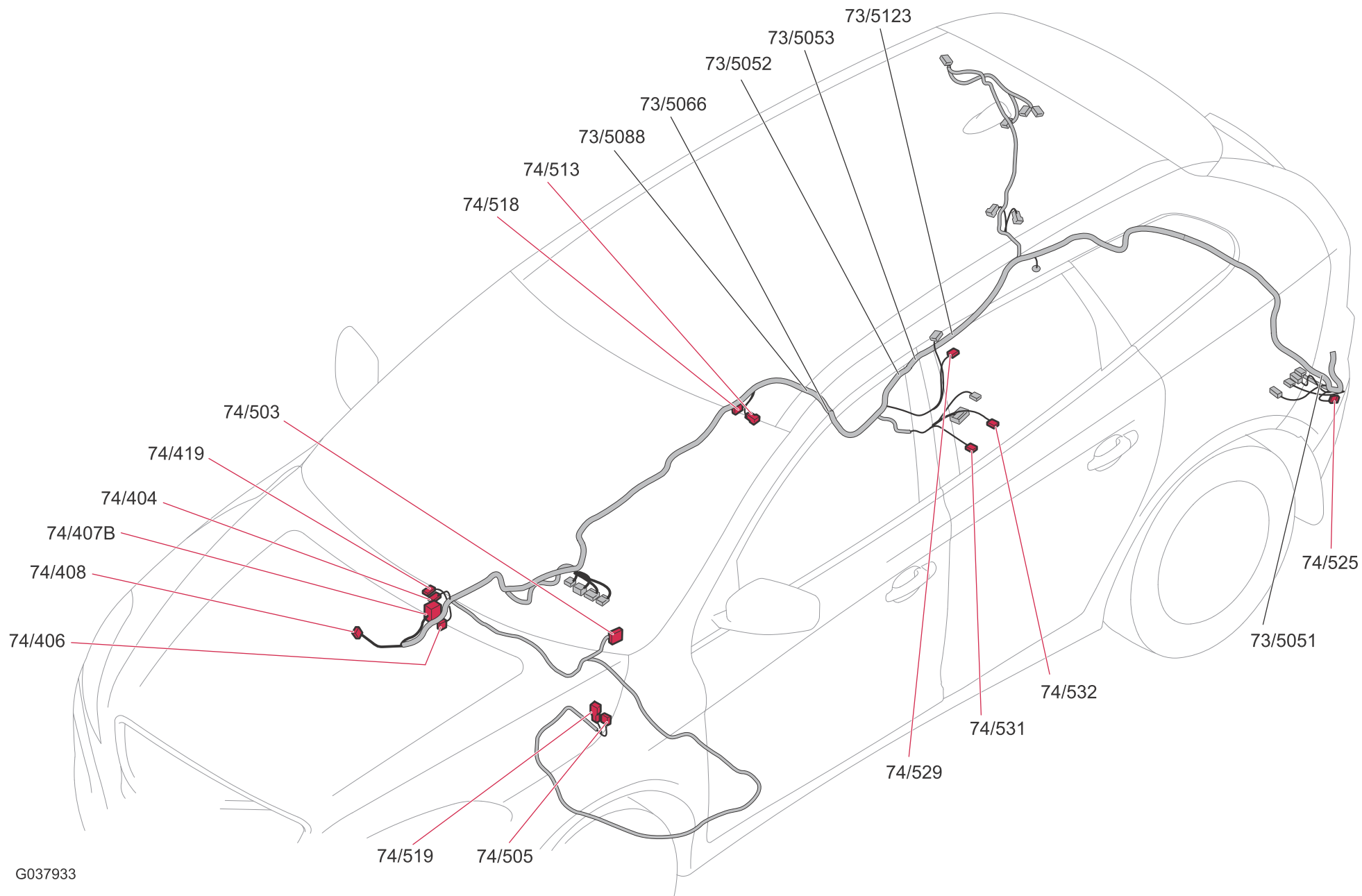
Harness infotainment, LHD



G037932

Cable harness routing in vehicle

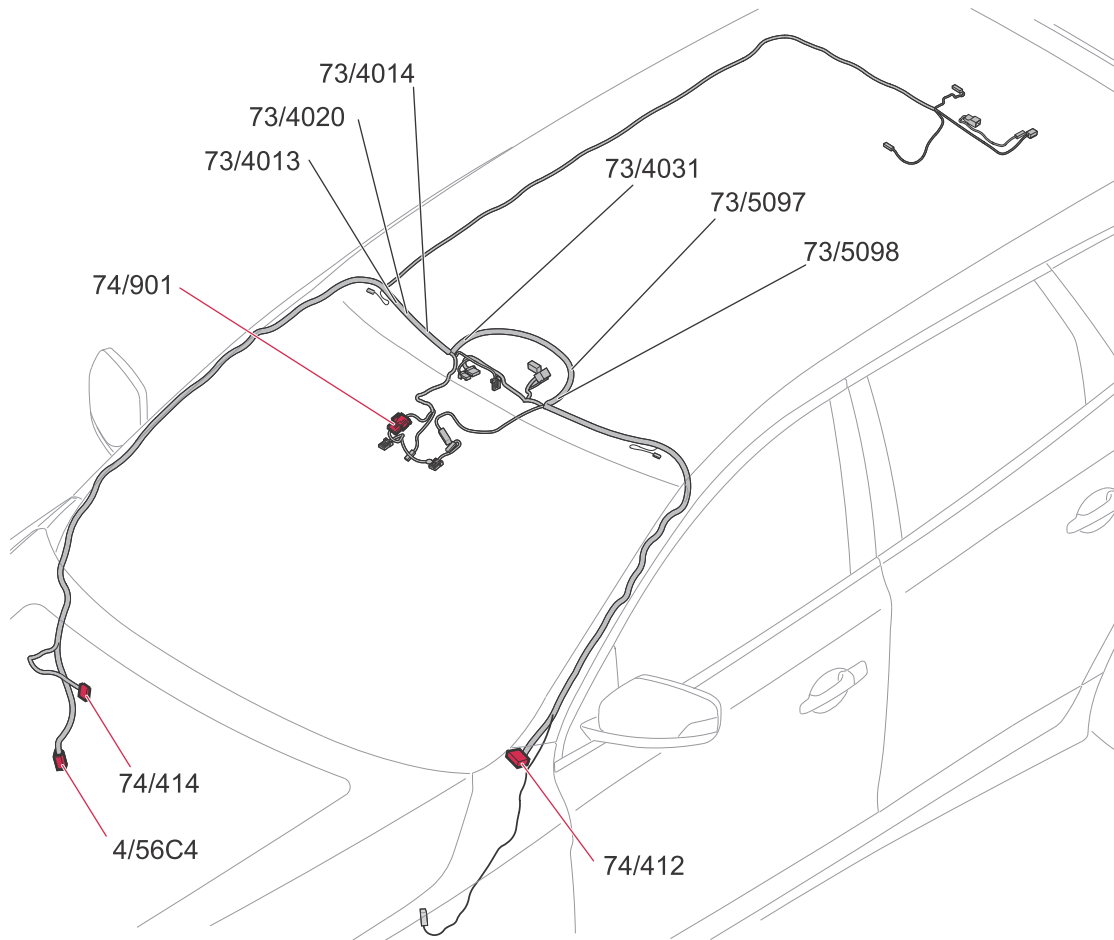
Harness infotainment, RHD



G037933

Cable harness routing in vehicle

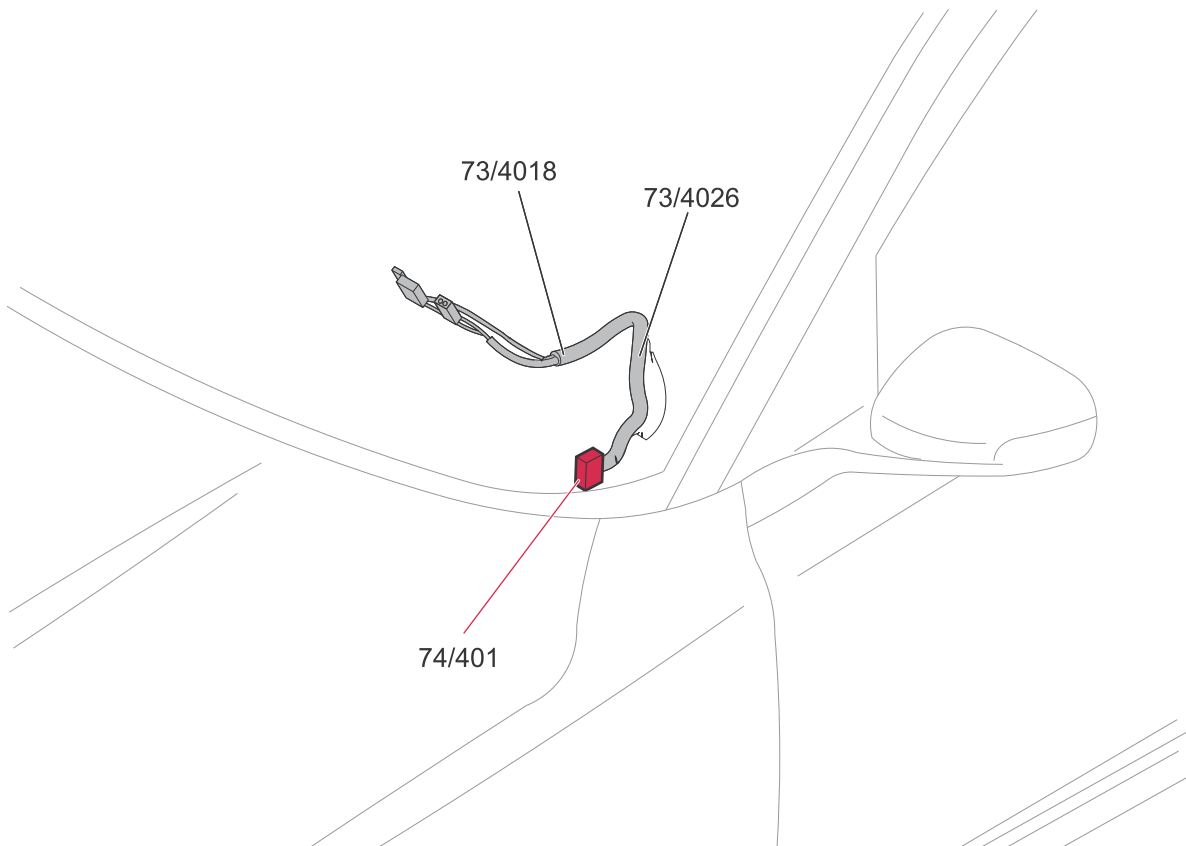
Roof harness



G037928

Cable harness routing in vehicle

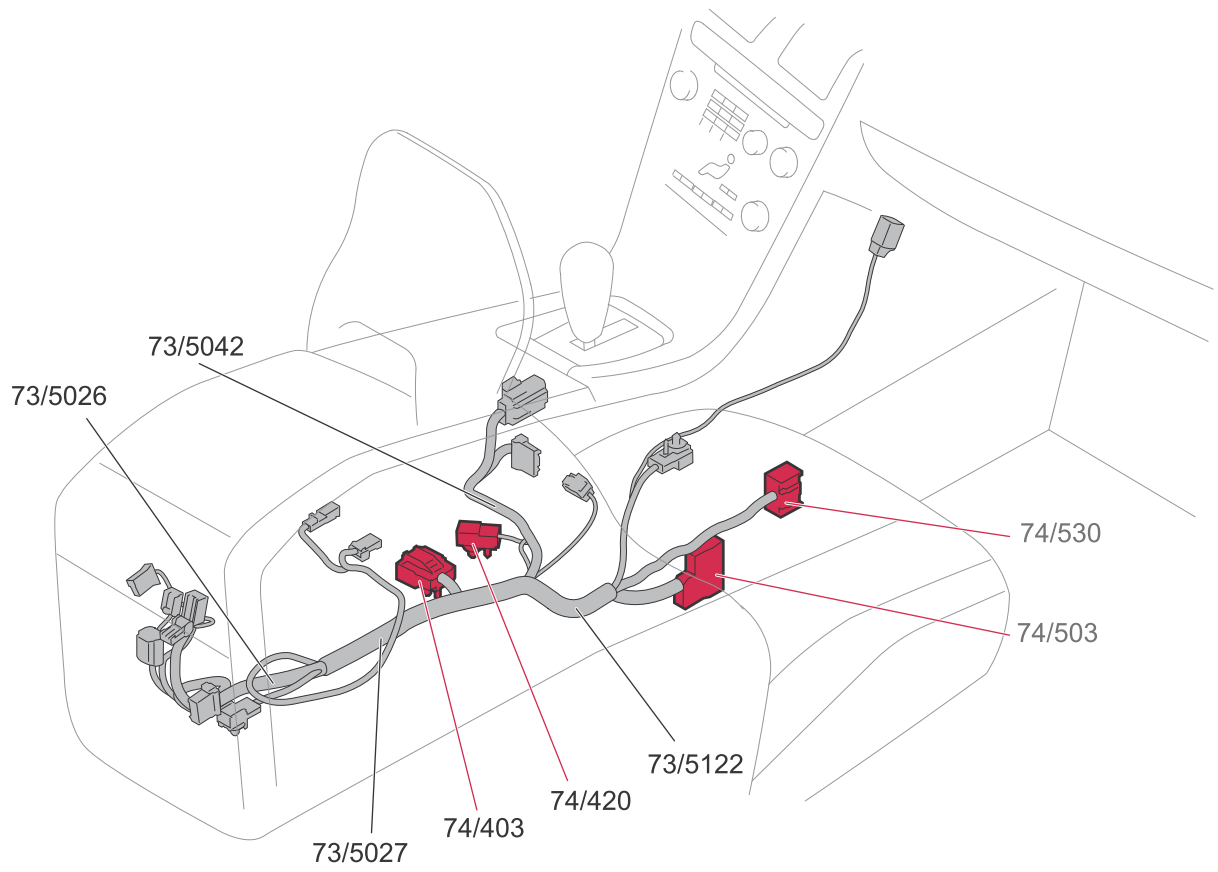
Center console harness



G038354

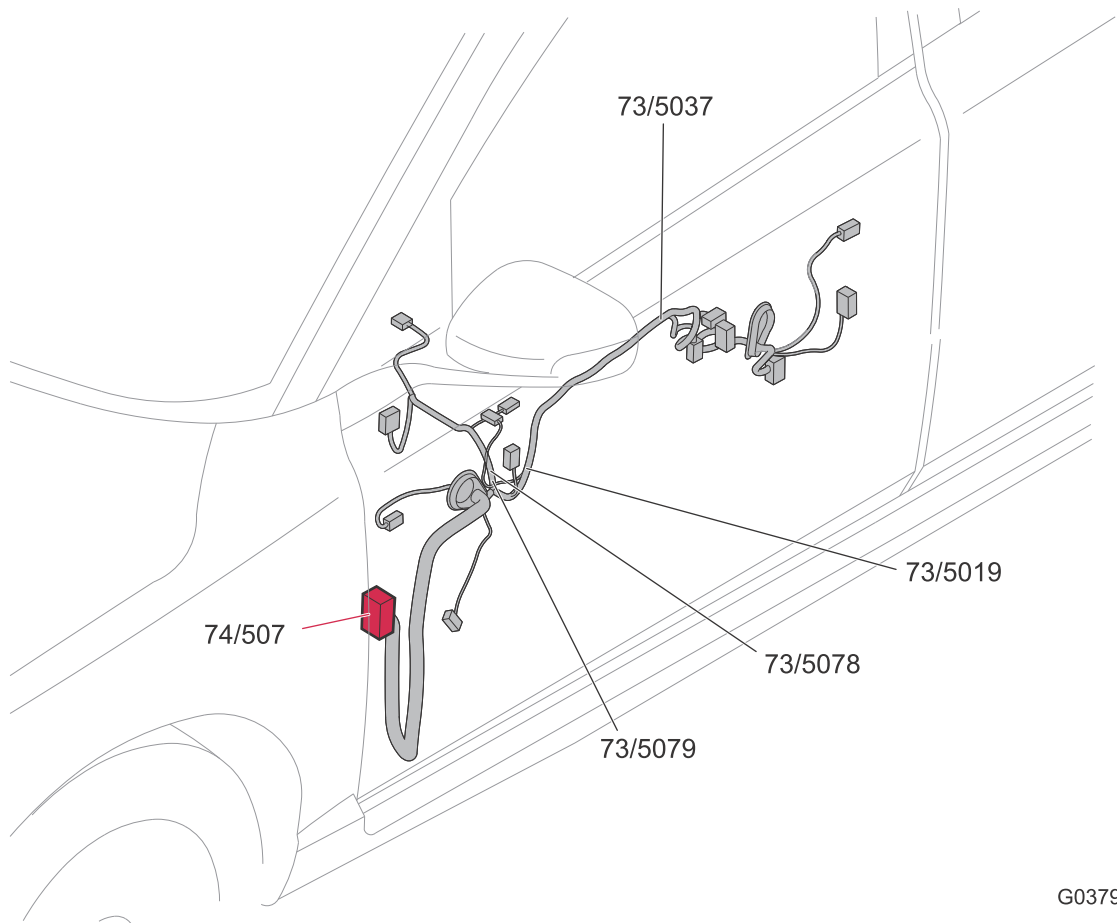
Cable harness routing in vehicle

Tunnel harness



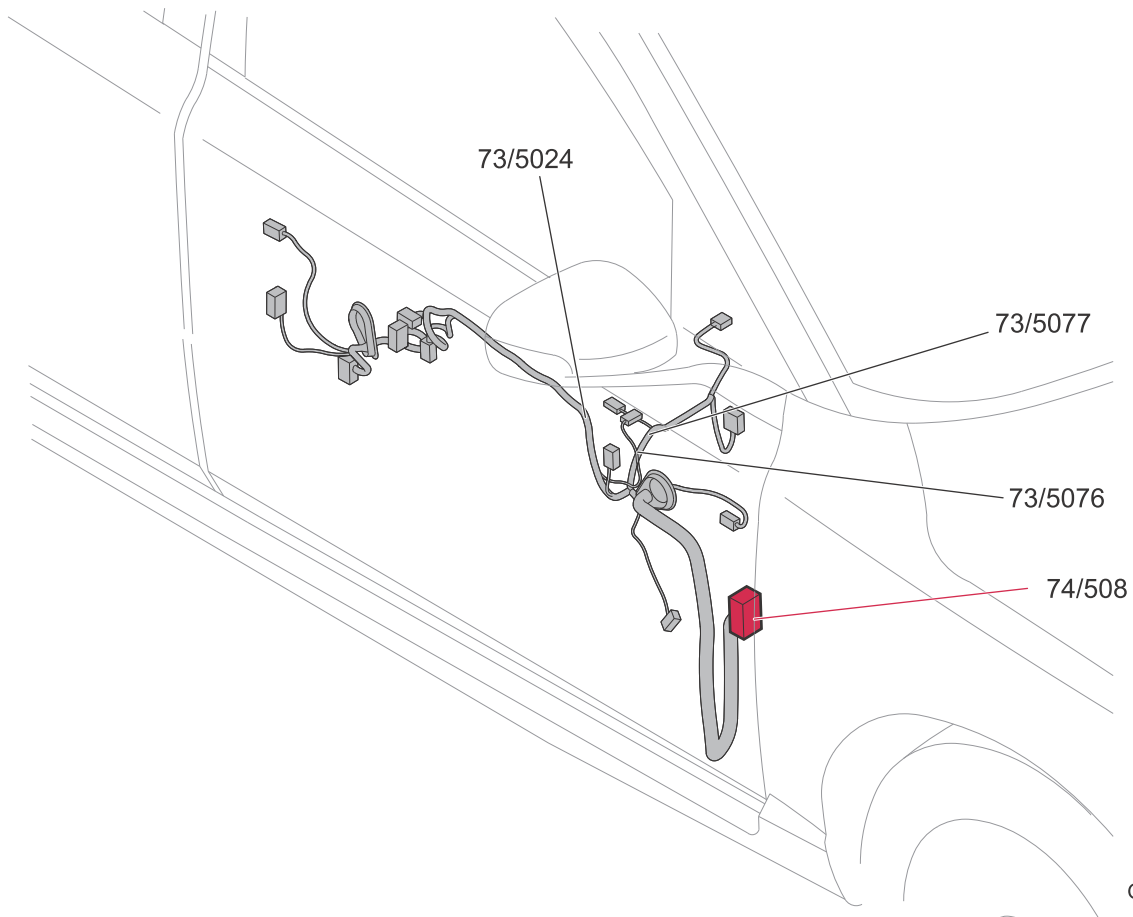
G037934

Cable harness routing in vehicle Harness front door, left



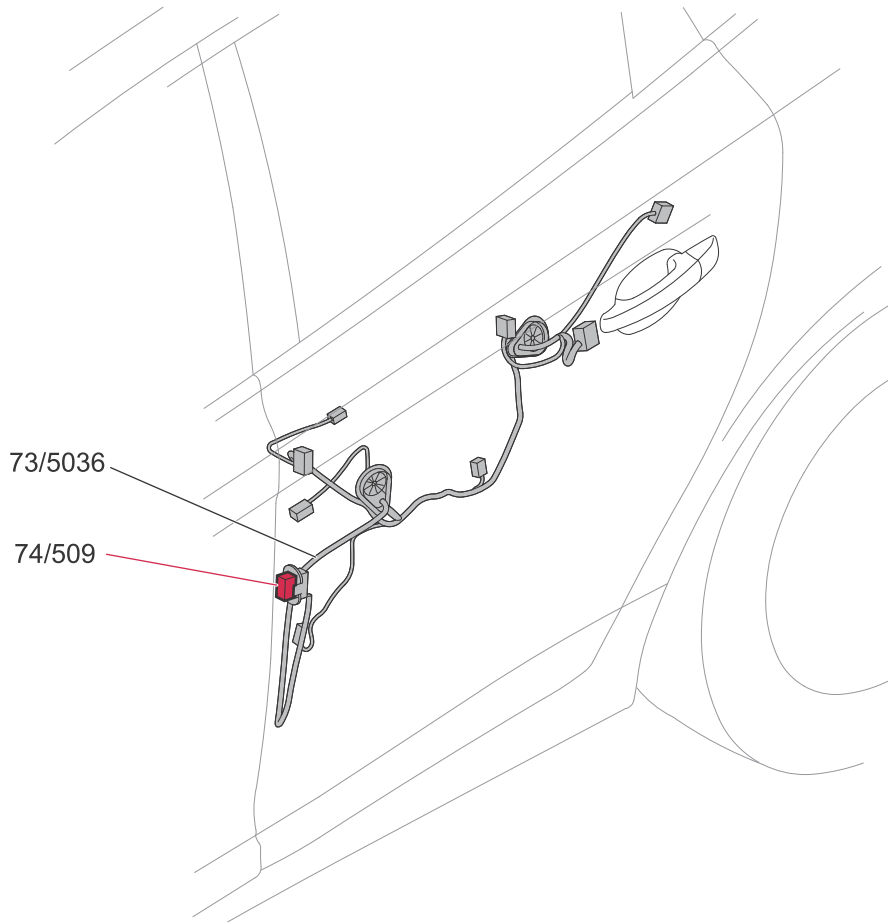
G037993

Cable harness routing in vehicle Harness front door, right



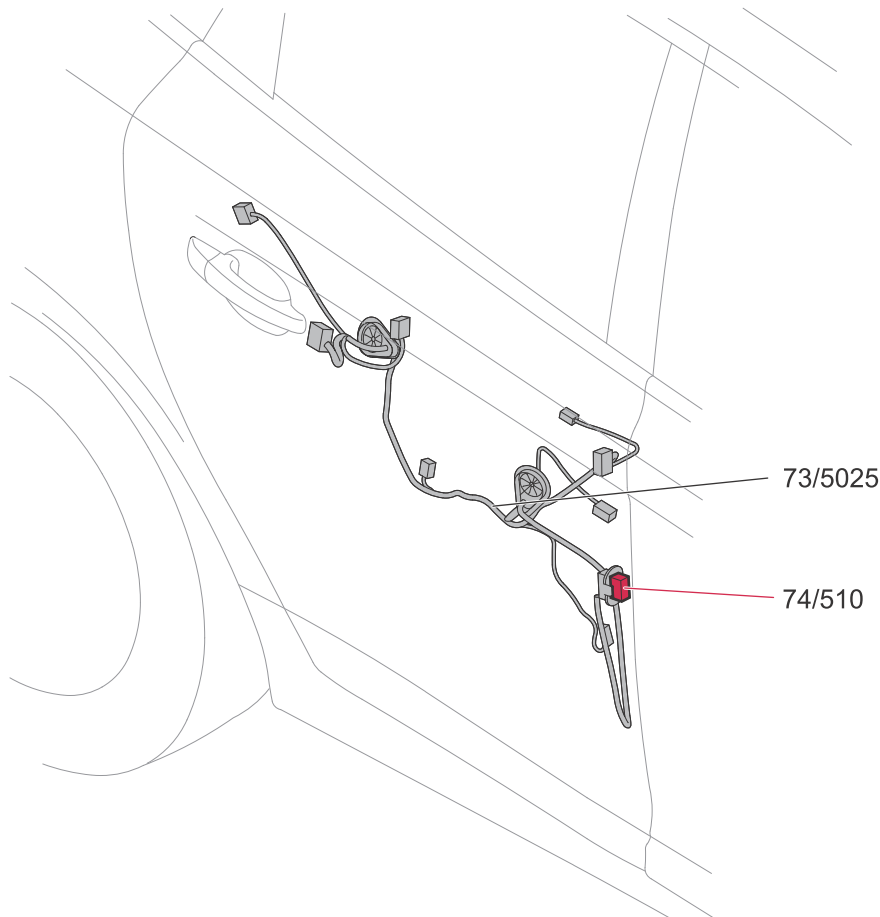
G037994

**Cable harness routing in vehicle
Harness rear door, left**



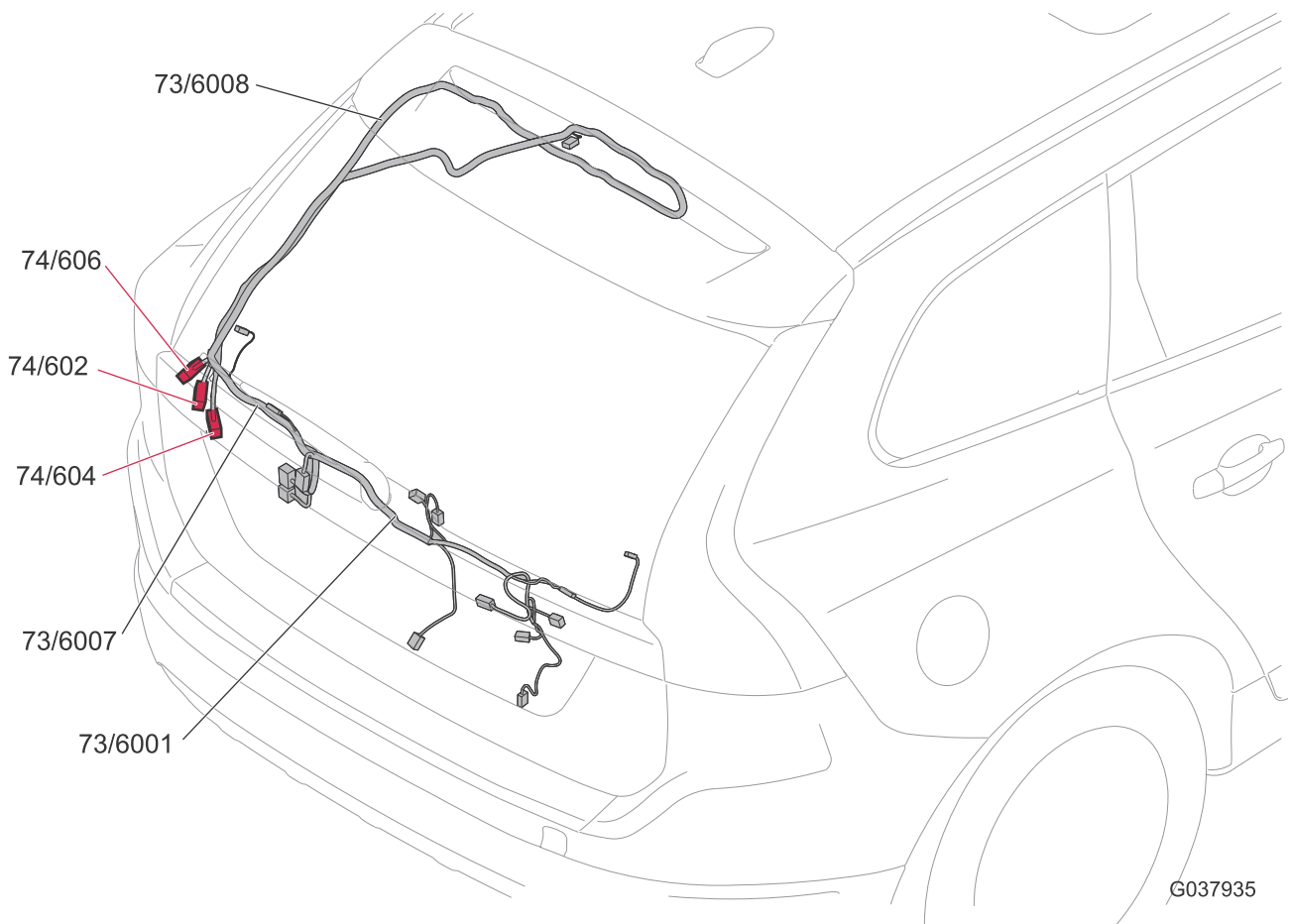
G037926

**Cable harness routing in vehicle
Harness rear door, right**



G037927

Cable harness routing in vehicle Tailgate harness



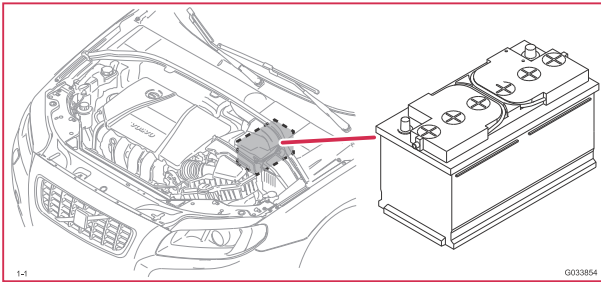
Cable harness routing in vehicle Harnesses rear axle



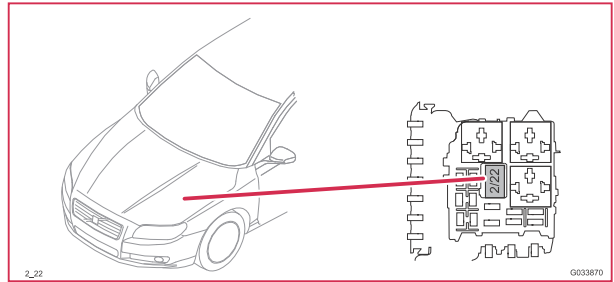
Component illustrations

1/1 - 2/64

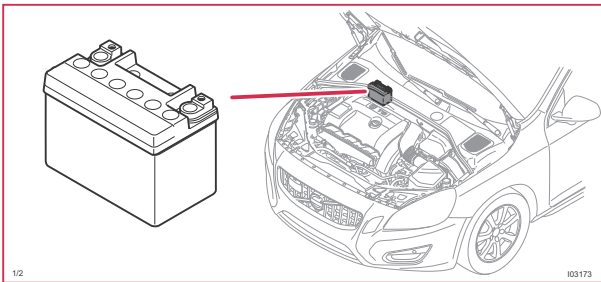
1/1 Battery



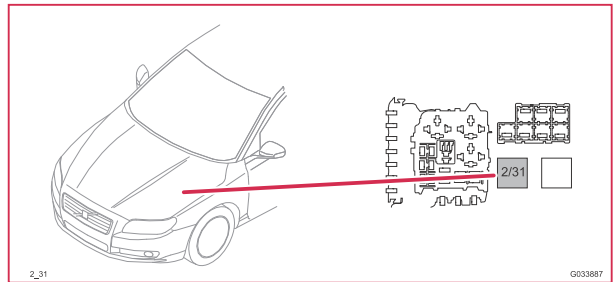
2/22 Relay, climate control system



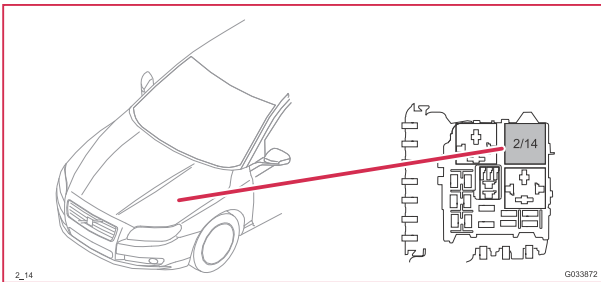
1/2 Secondary battery



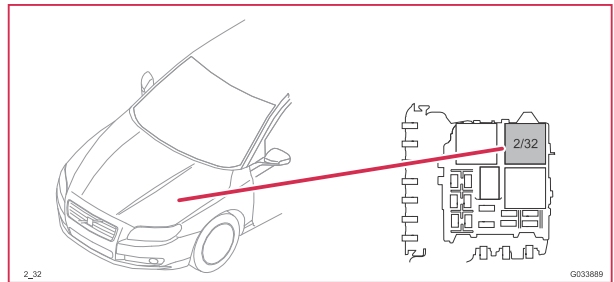
2/31 Relay, 15-feed



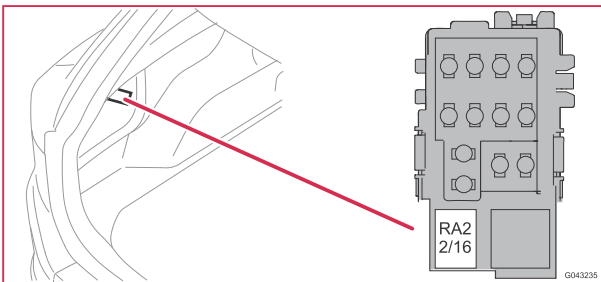
2/14 Relay, glow plug system



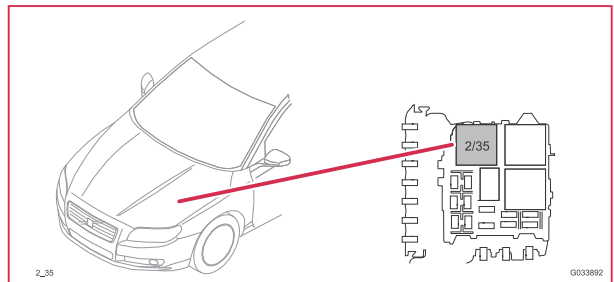
2/32 Main relay, engine management system



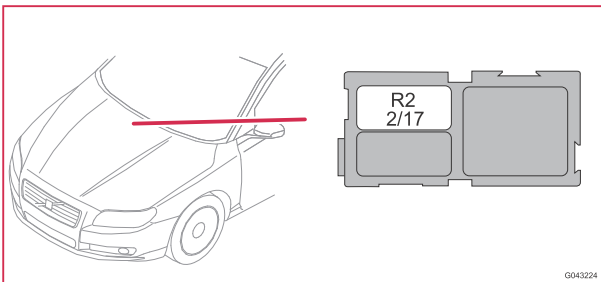
2/16 Relay, rear window wiper



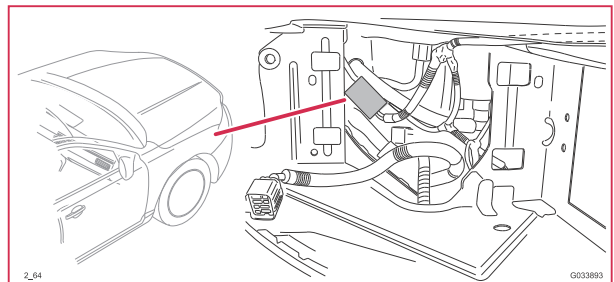
2/35 Relay, starter motor



2/17 Relay, horn



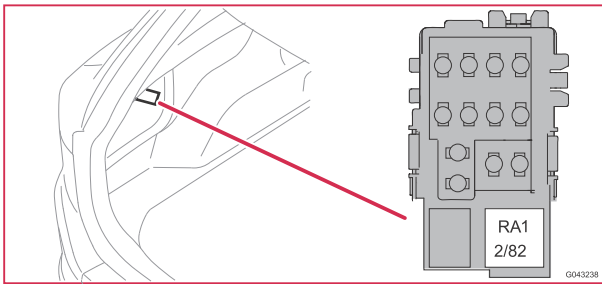
2/64 Relay auxiliary lights



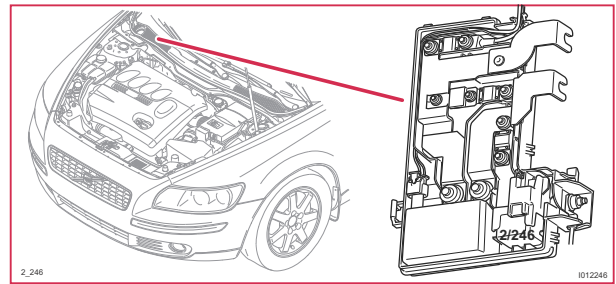
Component illustrations

2/82- 3/8

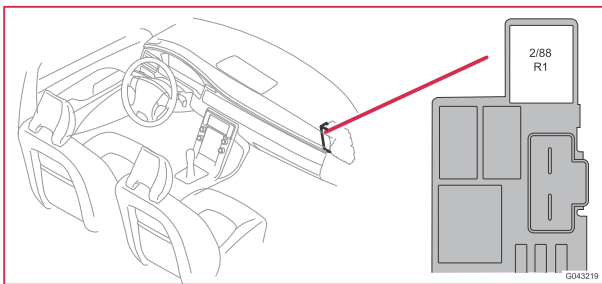
2/82 Relay, heated rear window



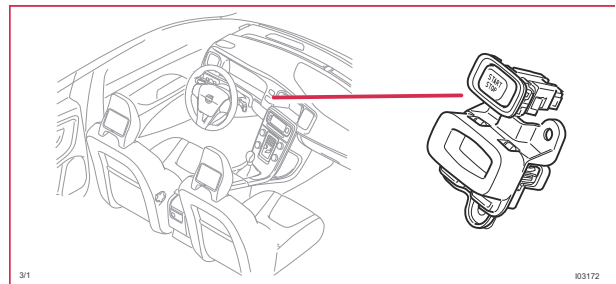
2/246 Secondary battery relay



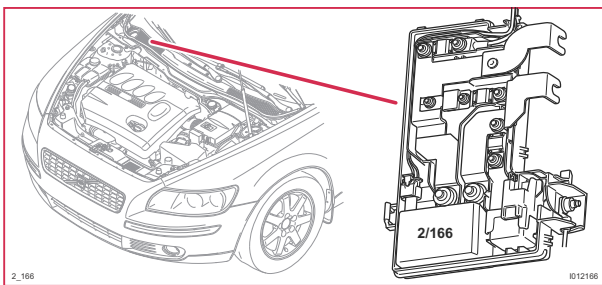
2/88 Relay, 15-feed rear



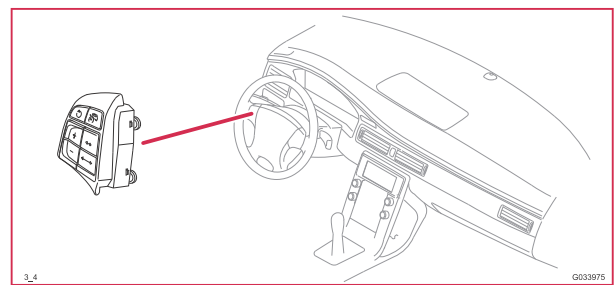
3/1 Ignition switch



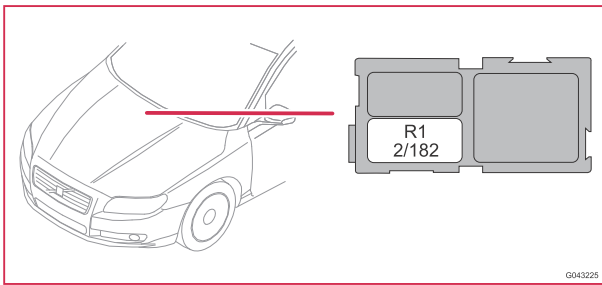
2/166 Battery relay



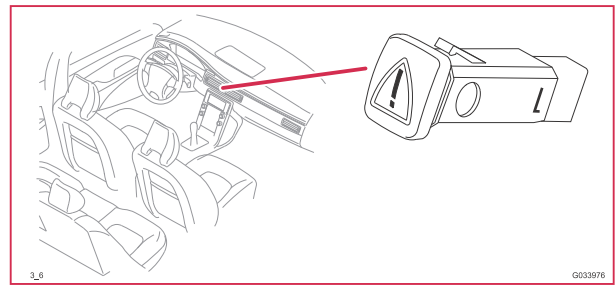
3/4 Steering wheel switch left (SWSL)



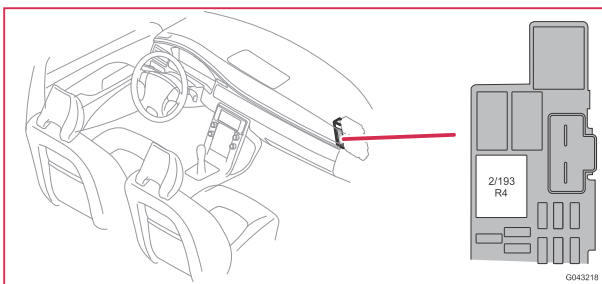
2/182 Relay, headlight washer motor



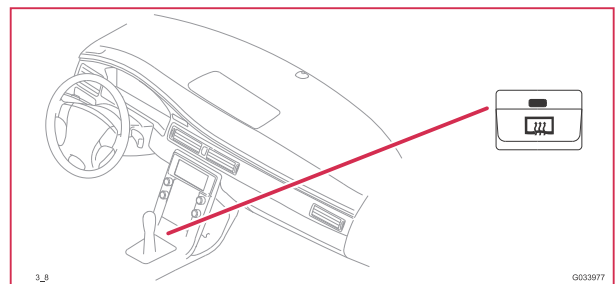
3/6 Switch, hazard warning flashers



2/193 Relay, comfort functions



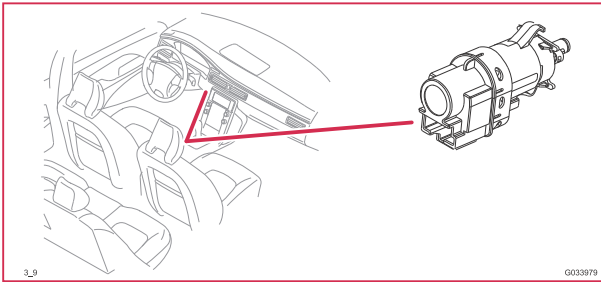
3/8 Switch, heated rear window/door mirrors



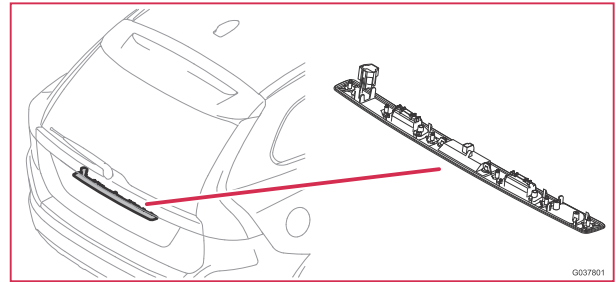
Component illustrations

3/9 - 3/65

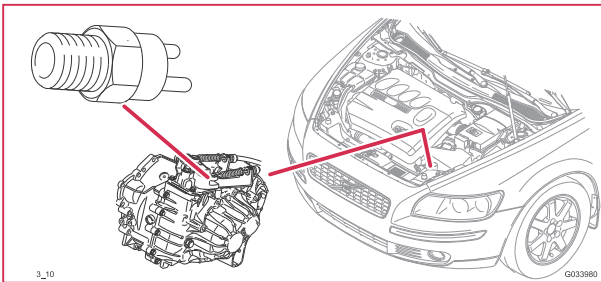
3/9 Contact brake light



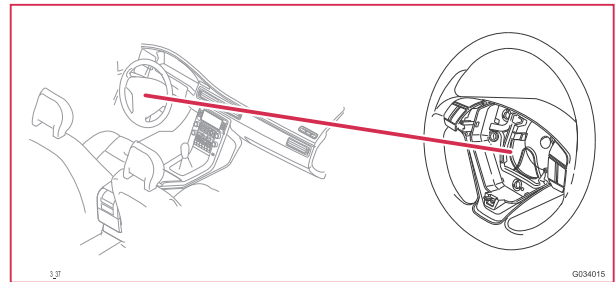
3/35 Trunk handle switch



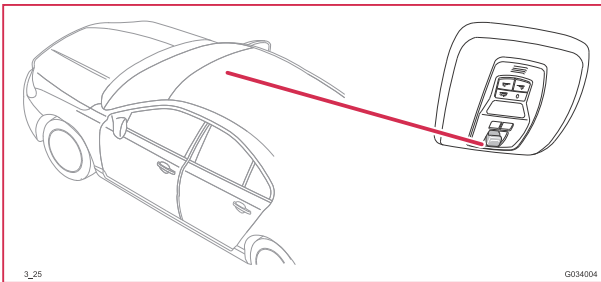
3/10 Reversing light contact



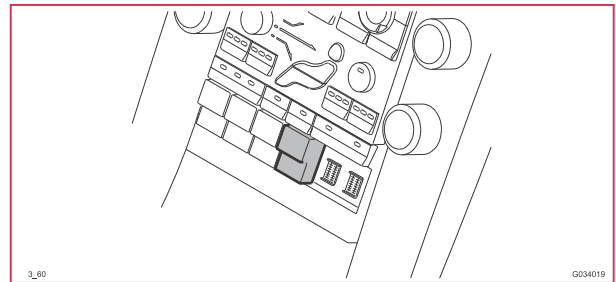
3/37 Contact horn



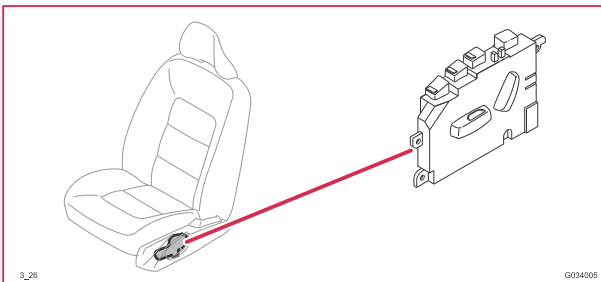
3/25 Switch, power sunroof



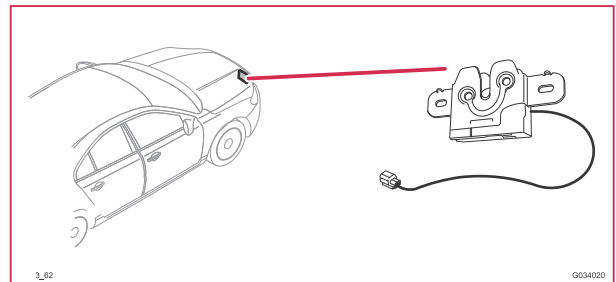
3/60 Switch, auxiliary lights



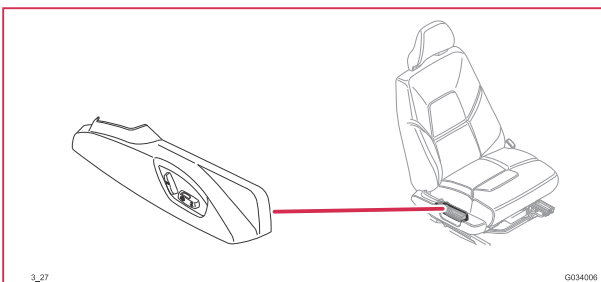
3/26 Switch unit, power driver's seat



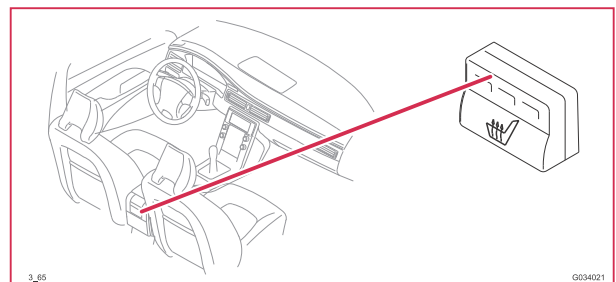
3/62 Hood alarm contact



3/27 Switch unit, power passenger seat



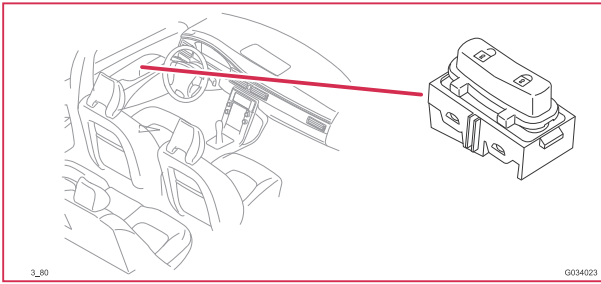
3/65 Switch, heated rear seat



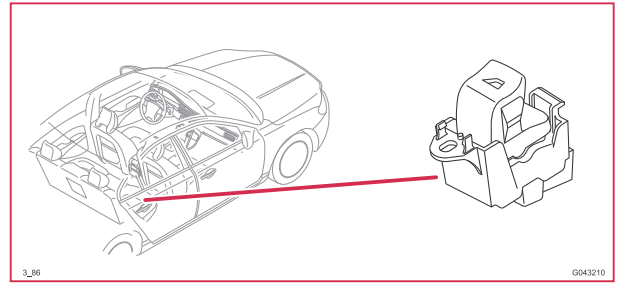
Component illustrations

3/80- 3/112

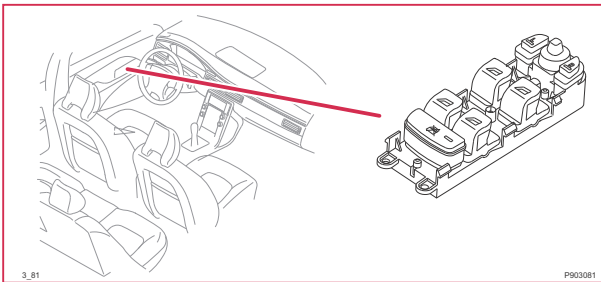
3/80 Switch, central locking system, driver's door



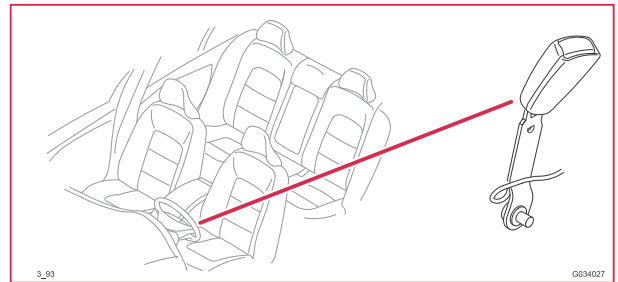
3/86 Power window switch, right rear door



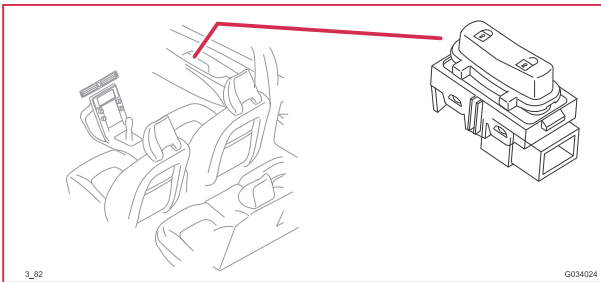
3/81 Power window switches, driver's door



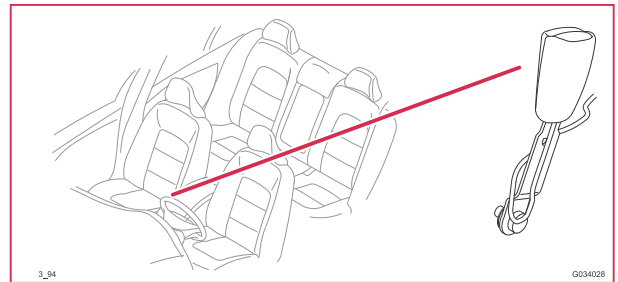
3/93 Contact, driver's seat belt buckle



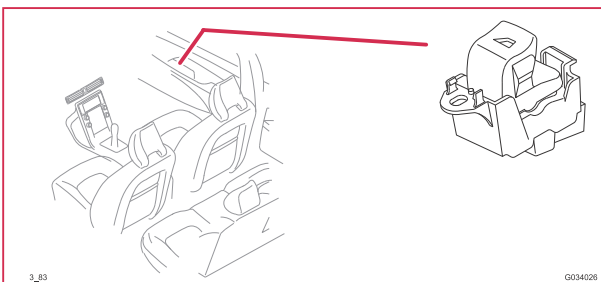
3/82 Switch, central locking system, passenger door



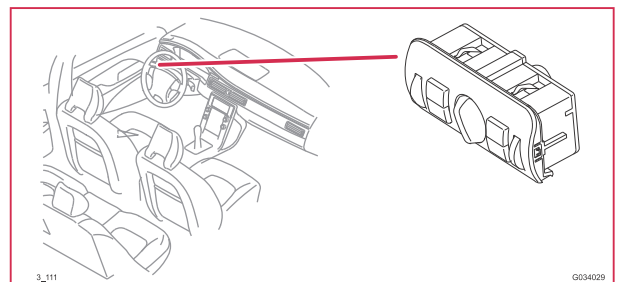
3/94 Contact, passenger seat belt buckle



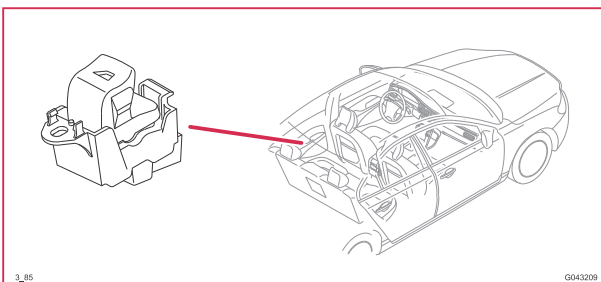
3/83 Switch, passenger door power window



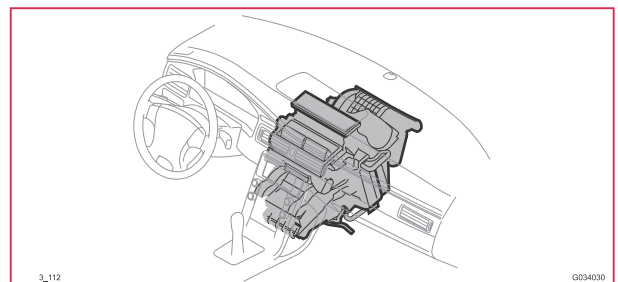
3/111 Light switch module (LSM)



3/85 Power window switch, rear left door



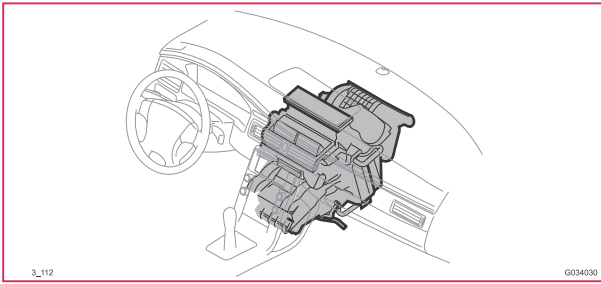
3/112 Climate control system



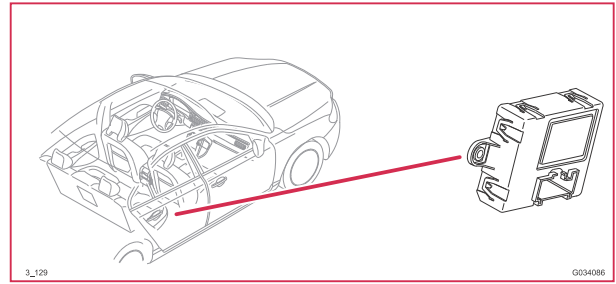
Component illustrations

3/113 - 3/156

3/113 Rear adjustable head restraint relay



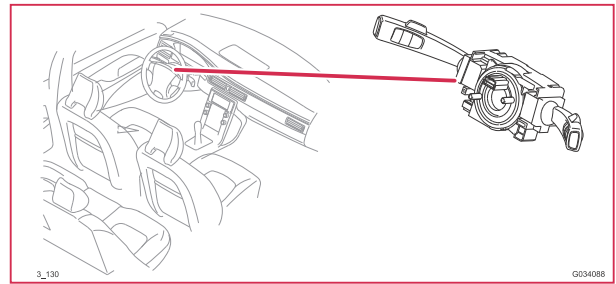
3/129 Right rear door module (RDM)



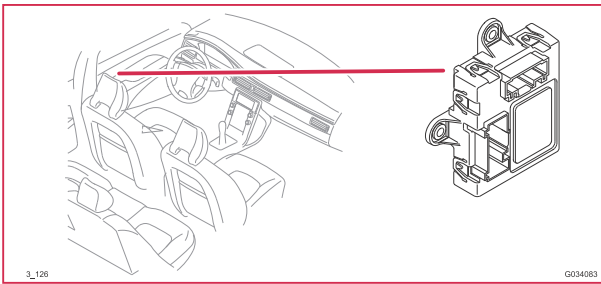
3/117 Switch unit, ceiling light



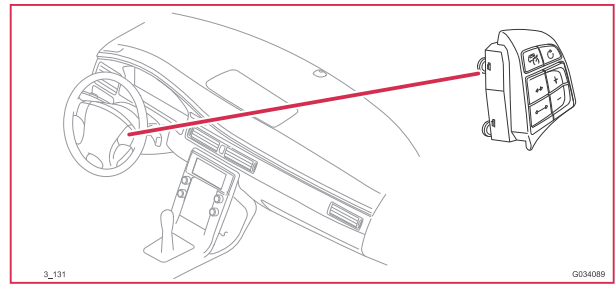
3/130 Steering wheel module (SWM)



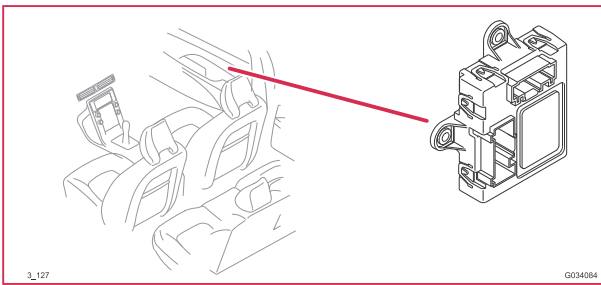
3/126 Driver door module (DDM)



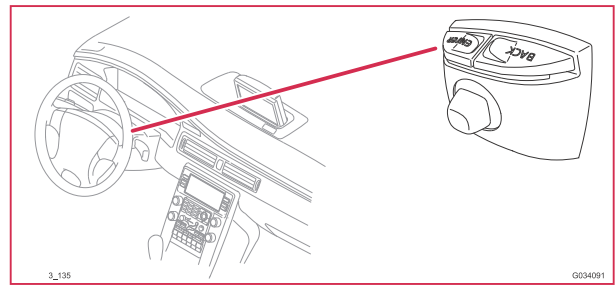
3/131 Steering wheel switch right (SWSR)



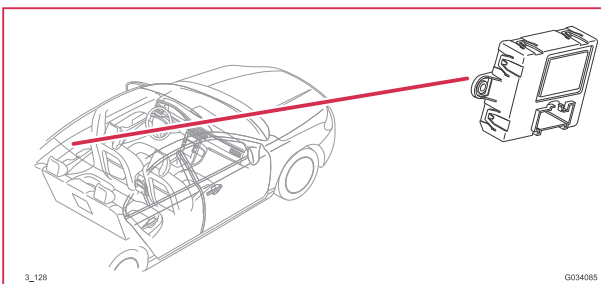
3/127 Passenger door module (PDM)



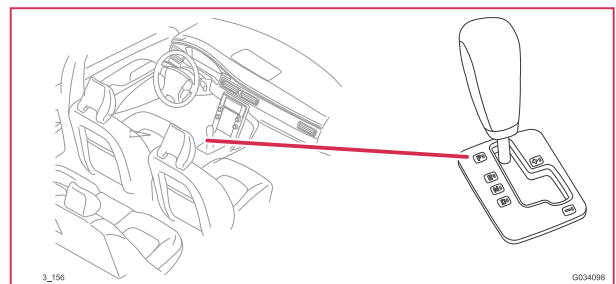
3/135 RTI switch



3/128 Left rear door module (LDM)



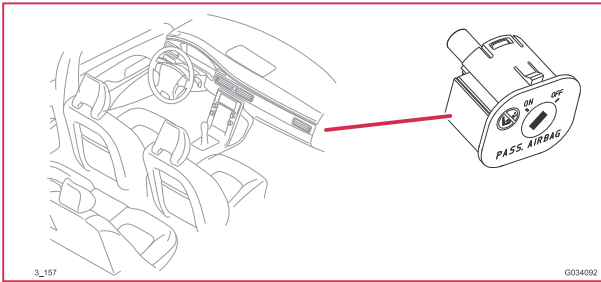
3/156 Gear selector module (GSM)



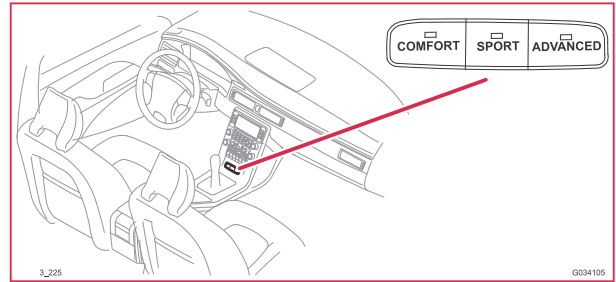
Component illustrations

3/157 - 3/271

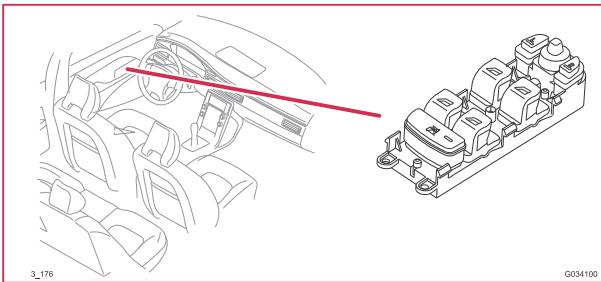
3/157 Switch, passenger side airbag



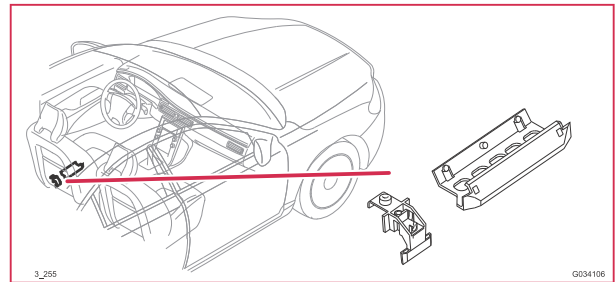
3/225 Continuously Controlled Damping (CCD)



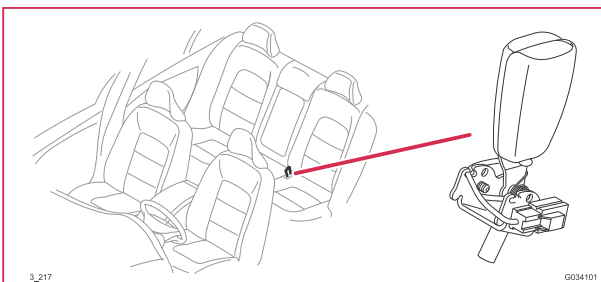
3/176 Power window switches, driver's door



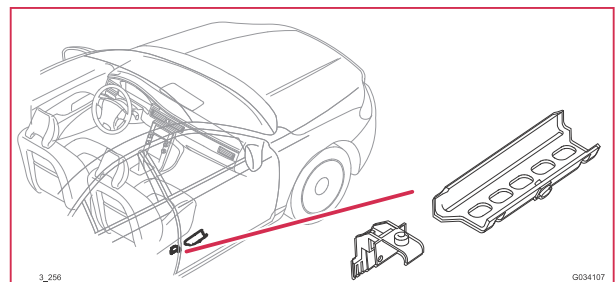
3/255 Position sensor, driver's seat



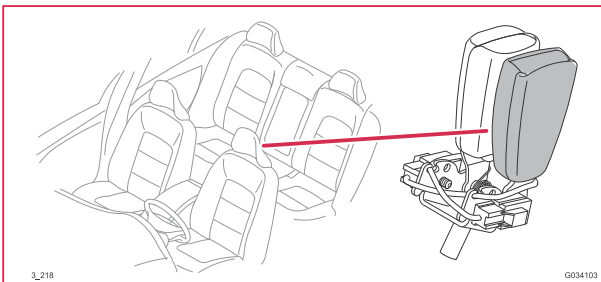
3/217 Contact, rear left belt buckle



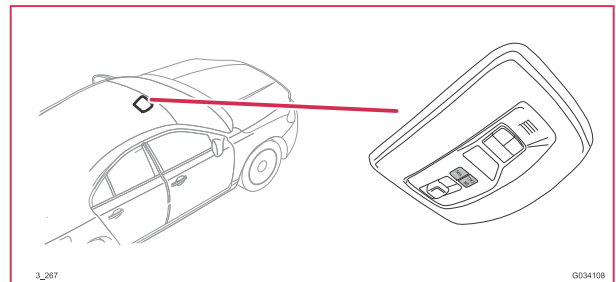
3/256 Position sensor, passenger seat



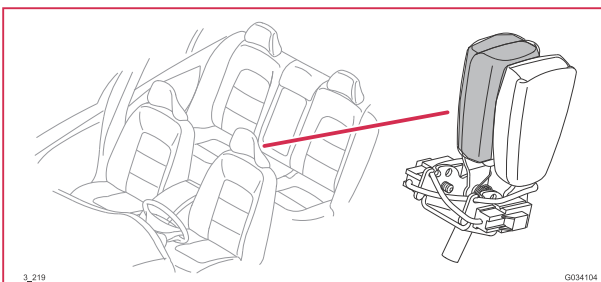
3/218 Contact, center rear belt buckle



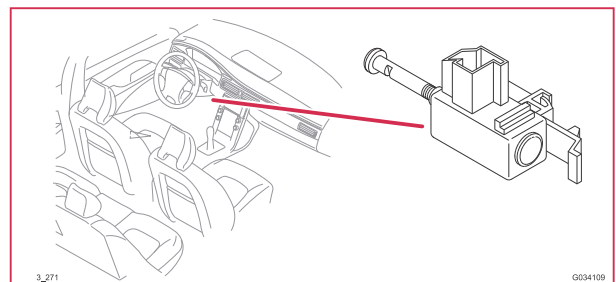
3/267 Switch unit, telematics



3/219 Contact, rear right belt buckle



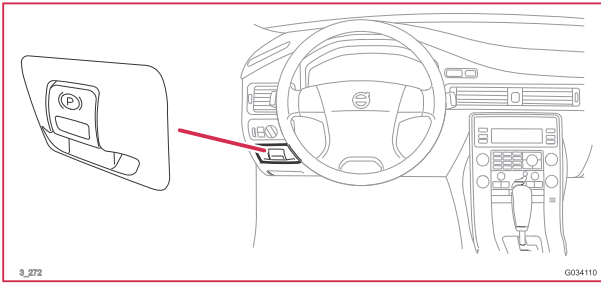
3/271 Contact, immobilizer, clutch pedal



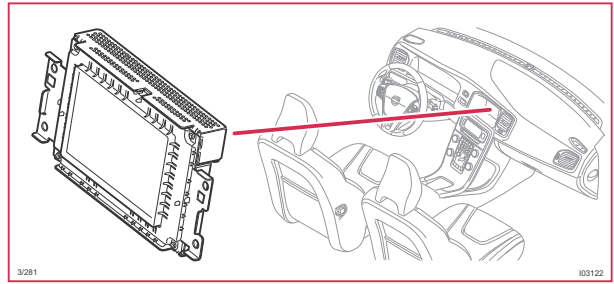
Component illustrations

3/272 - 3/293

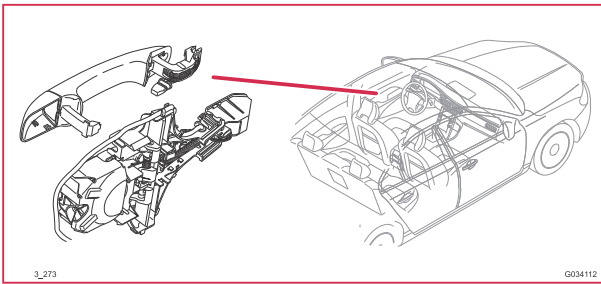
3/272 Switch, parking brake



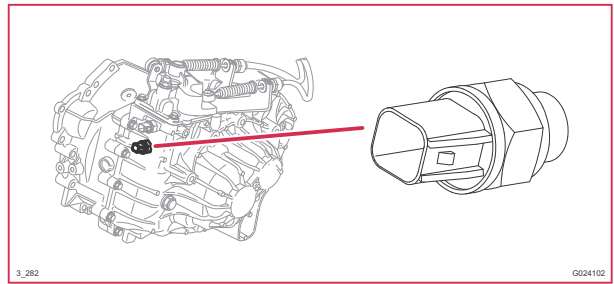
3/281 Infotainment control module (ICM)



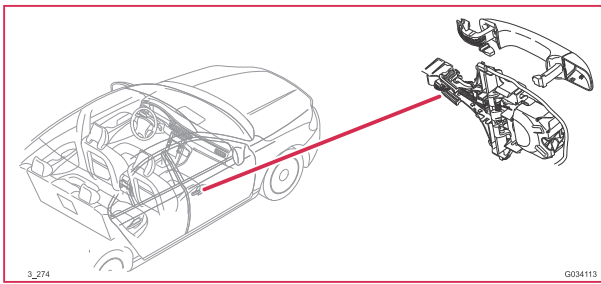
3/273 Lock contact, LH front door



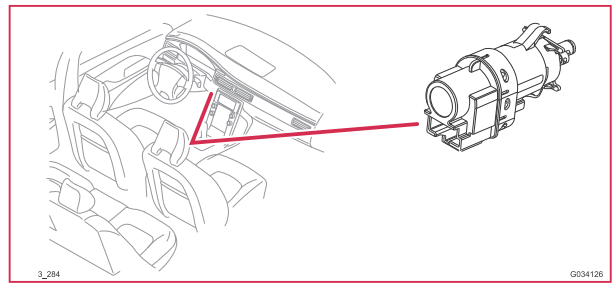
3/282 Switch indicator 1st gear



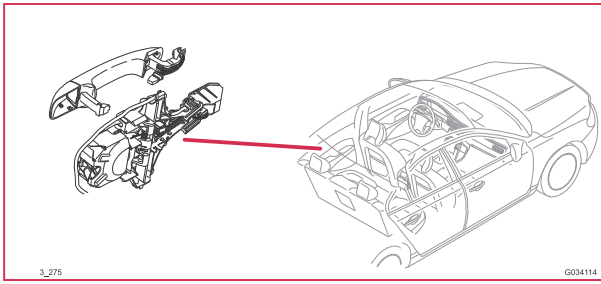
3/274 Lock contact, RH front door



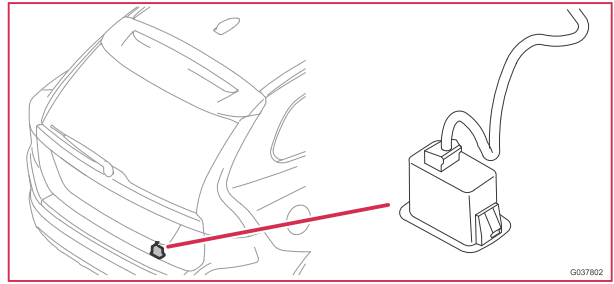
3/284 Diagnostic contact, brake light



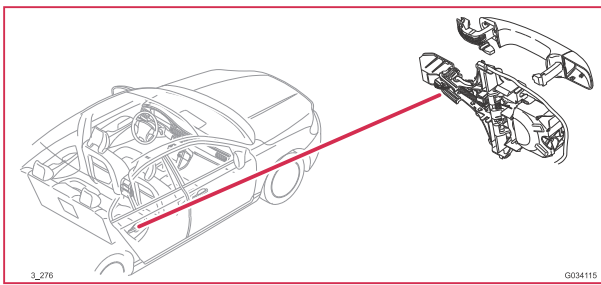
3/275 Lock contact, left rear door



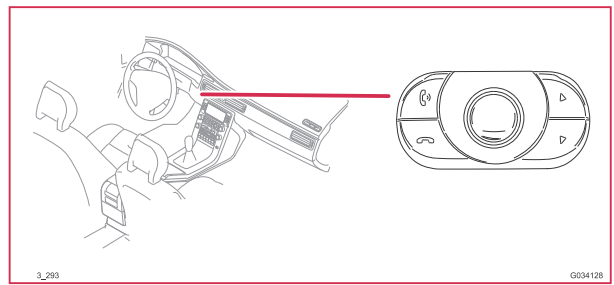
3/291 Tailgate closing switch



3/276 Lock contact, RH rear door



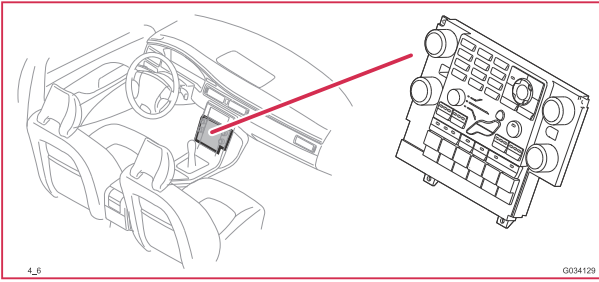
3/293 Handsfree control panel cellular phone



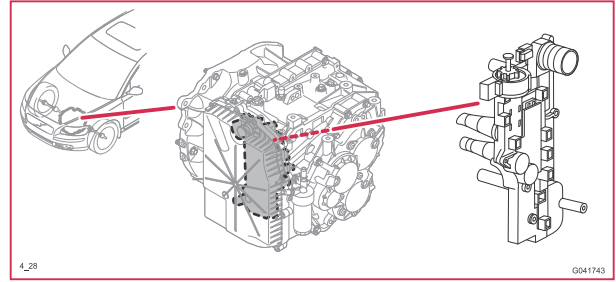
Component illustrations

4/6 - 4/46

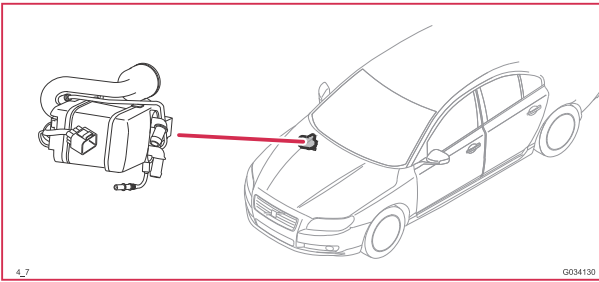
4/6 Climate control module (CCM)



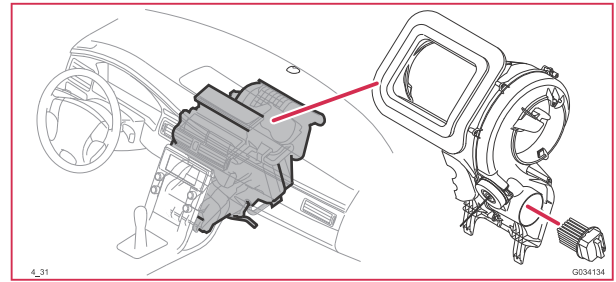
4/28 Transmission control module (TCM), MPS6



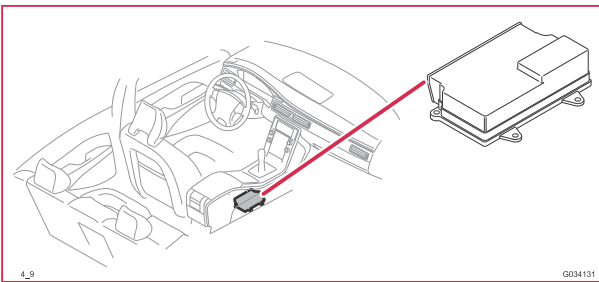
4/7 Combustion preheater module (CPM)



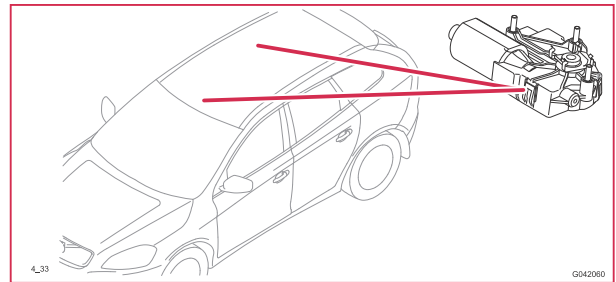
4/31 Fan control module



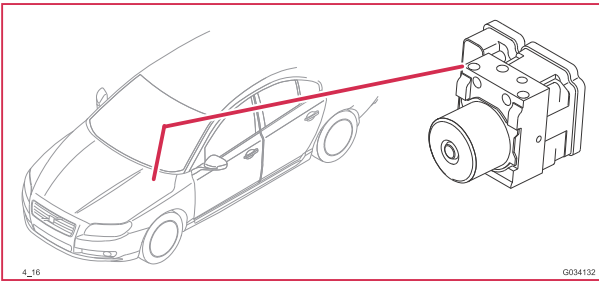
4/9 Supplemental restraint system module (SRS)



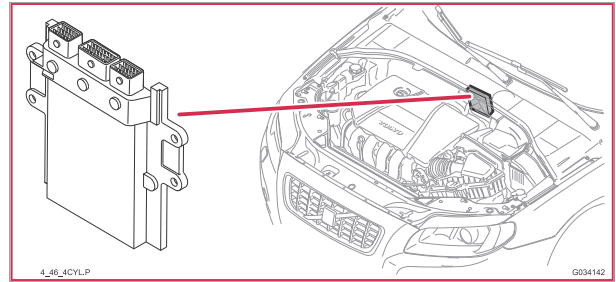
4/33 Sunroof control module



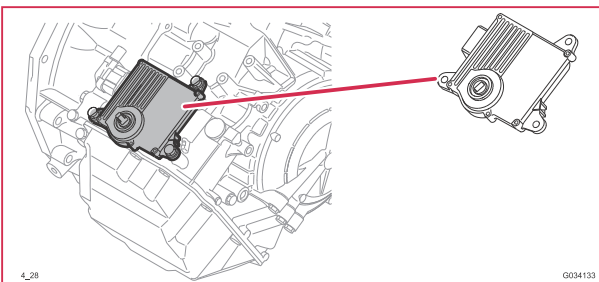
4/16 Brake control module (BCM)



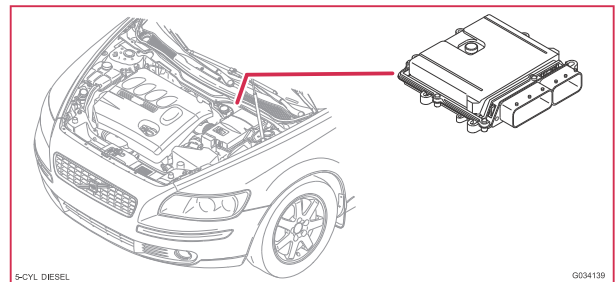
4/46 Engine control module (ECM), 4-Cyl. Turbo



4/28 Transmission control module (TCM), TF-80SC



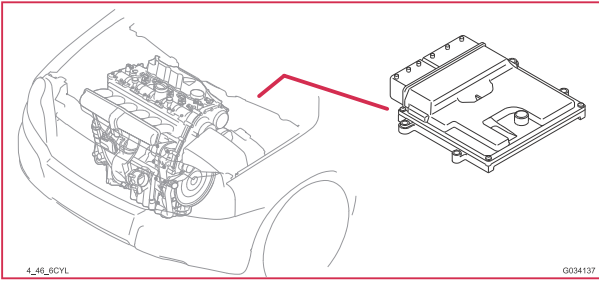
4/46 Engine control module (ECM), 5-Cyl. Diesel



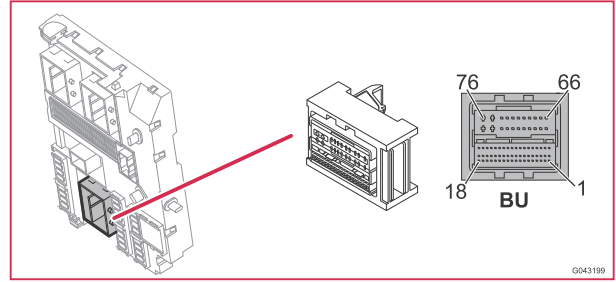
Component illustrations

4/46 - 4/71

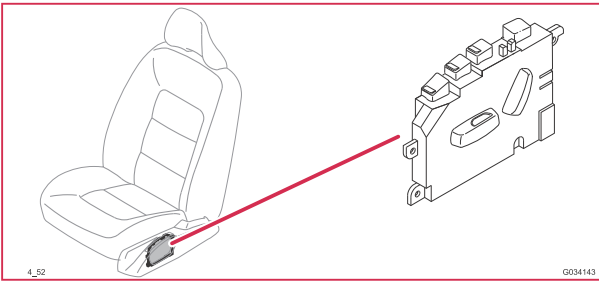
4/46 Engine control module (ECM), 6-Cyl.



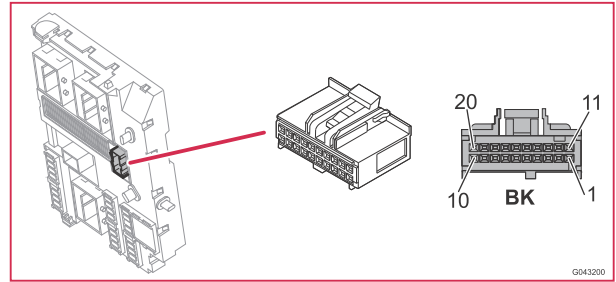
4/56:C3 Central electronic module (CEM)



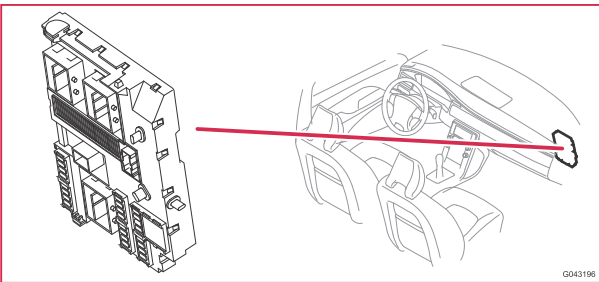
4/52 Power seat module (PSM)



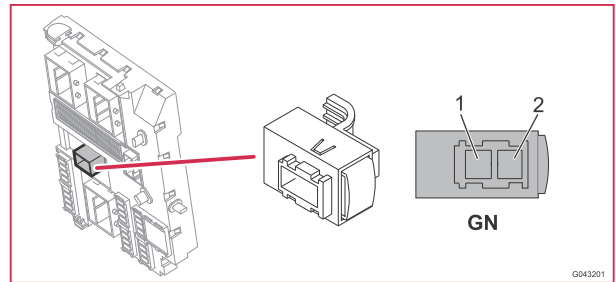
4/56:C4 Central electronic module (CEM)



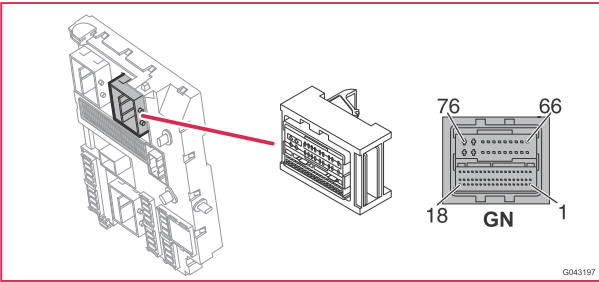
4/56 Central electronic module (CEM)



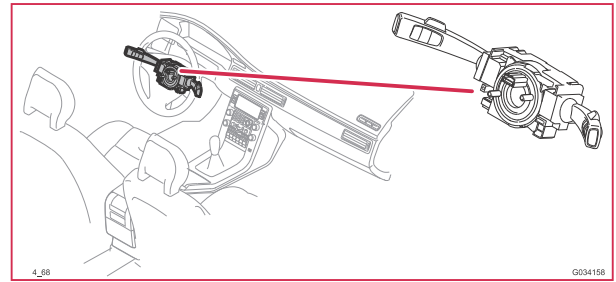
4/56:C5 Central electronic module (CEM)



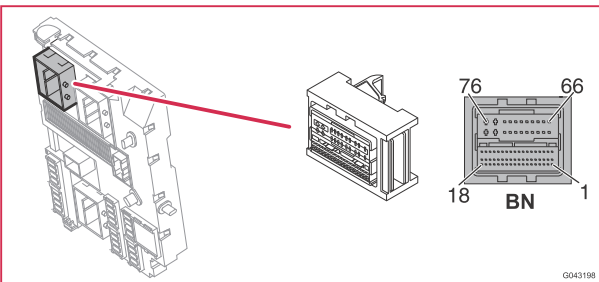
4/56:C1 Central electronic module (CEM)



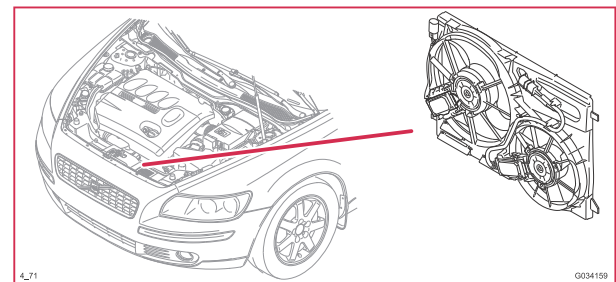
4/68 Steering wheel angle sensor module (SAS)



4/56:C2 Central electronic module (CEM)



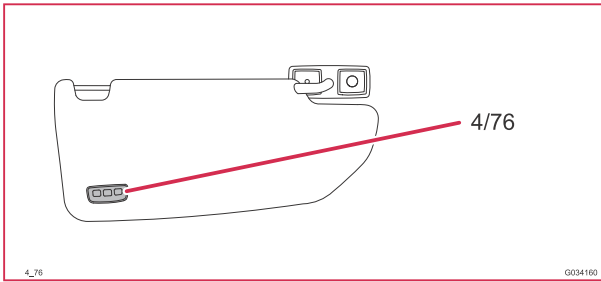
4/71 Cooling fan control module



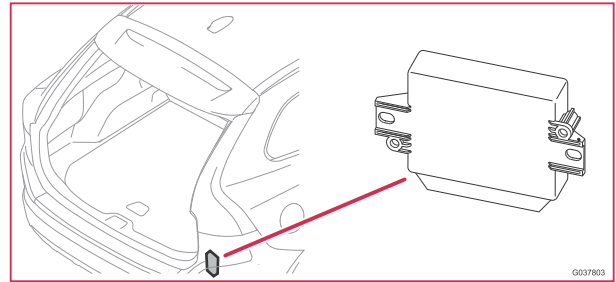
Component illustrations

4/76 - 4/106

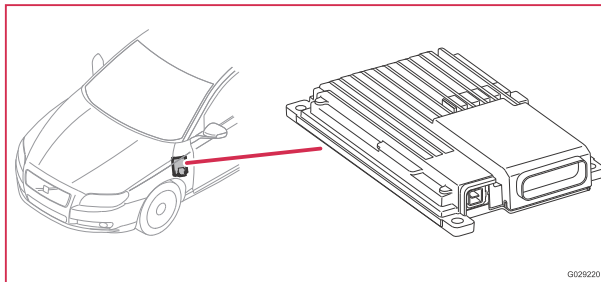
4/76 Remote control unit for garage door opener



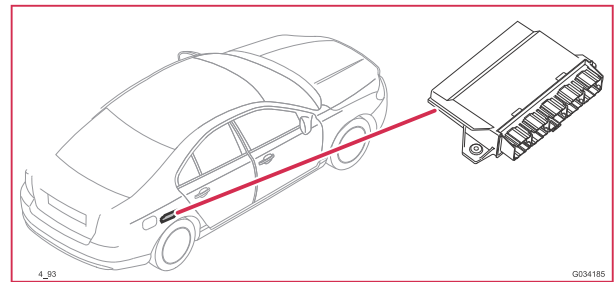
4/86 Parking Assistance Module (PAM)



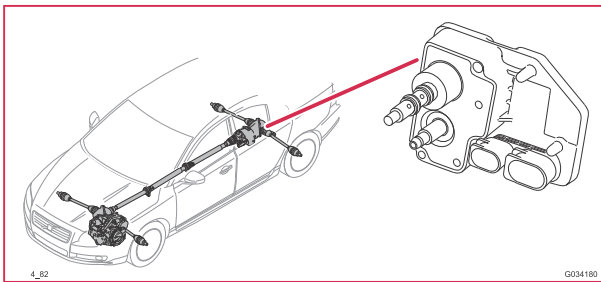
4/80 Forward Sensing Module (FSM)



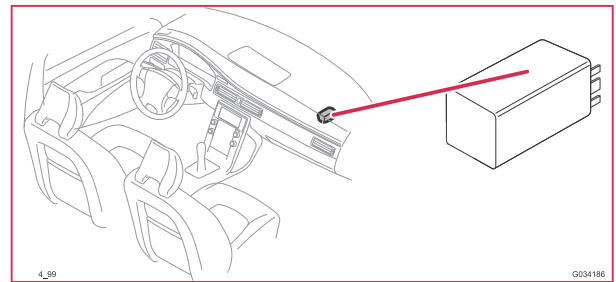
4/93 Keyless vehicle module (KVM)



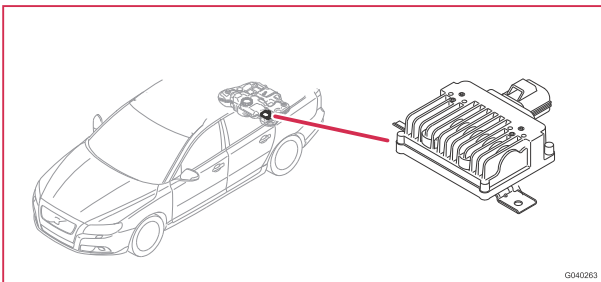
4/82 Differential electronic module (DEM)



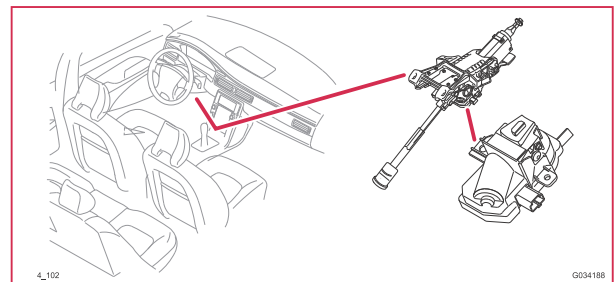
4/99 Control module speed dependent power steering



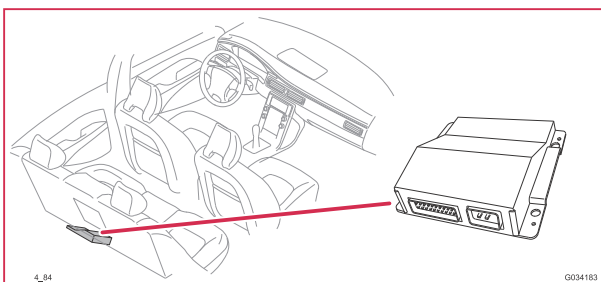
4/83 Control module fuel pump



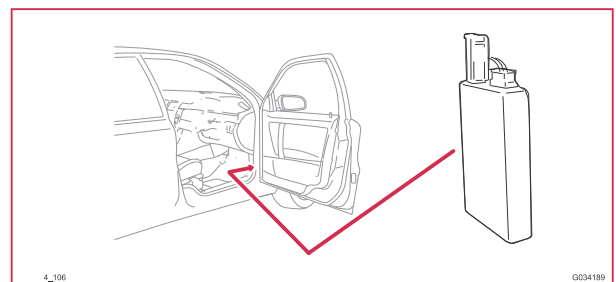
4/102 Steering column lock module (SCL)



4/84 Suspension module (SUM)



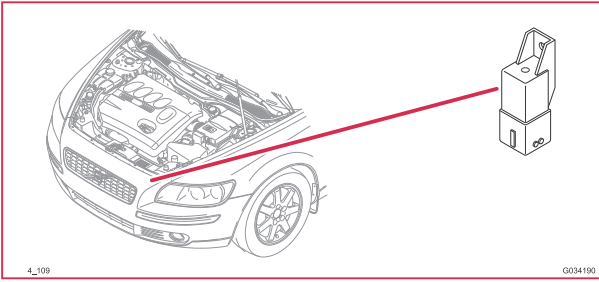
4/106 Control module, remote parking heater start



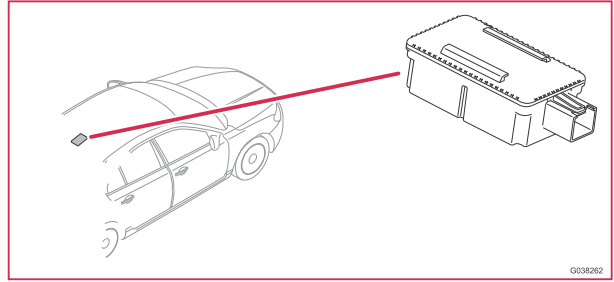
Component illustrations

4/109 - 5/1

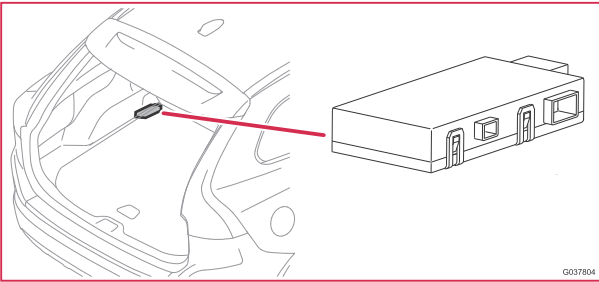
4/109 Glow plug control module



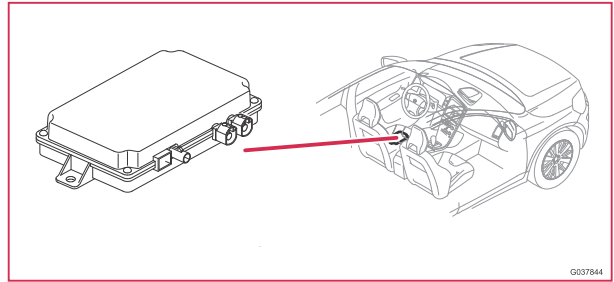
4/119.2 Remote Receiver Module (RRX)



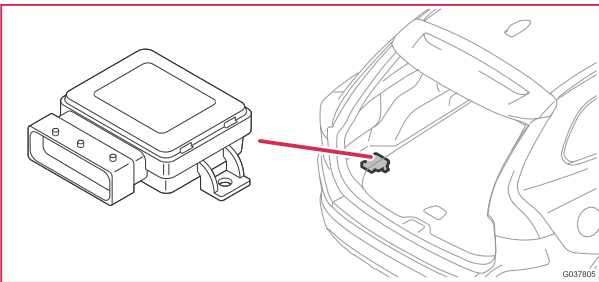
4/110 Trailer module (TRM)



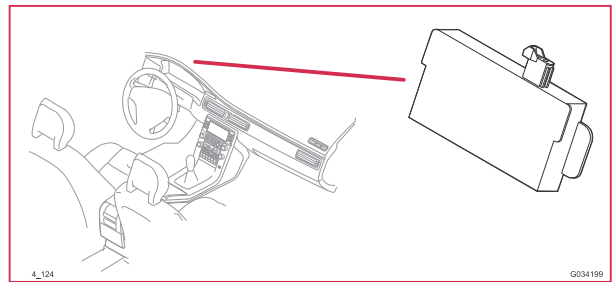
4/120 Parking Assistance Camera (PAC)



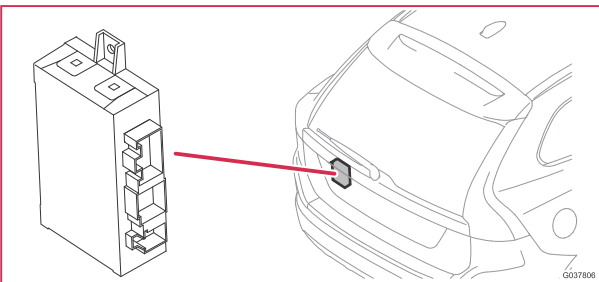
4/115 Park Brake Module (PBM)



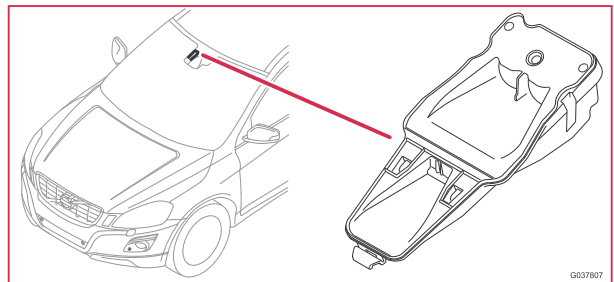
4/124 Accessory USB unit (AUU)



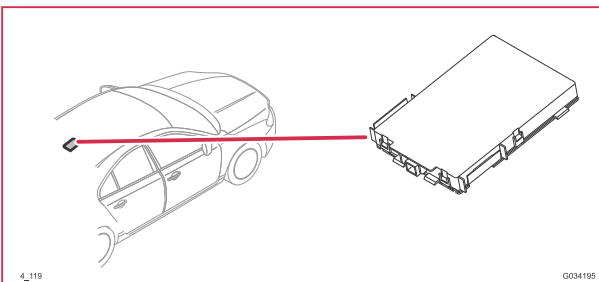
4/116 Power Operated Tailgate Module (POT)



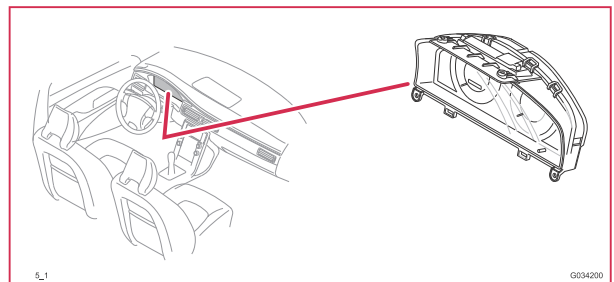
4/125 Closing velocity module (CVM)



4/119 Remote Keyless Entry (RKE)



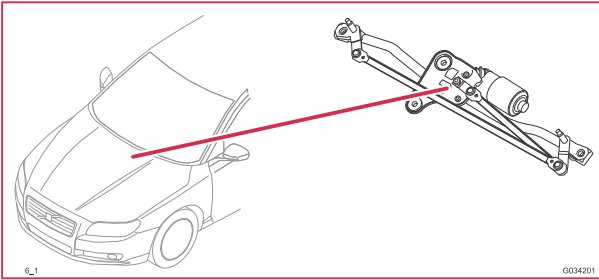
5/1 Driver Information module (DIM)



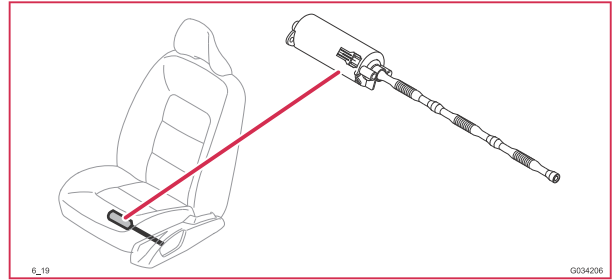
Component illustrations

6/1 - 6/23

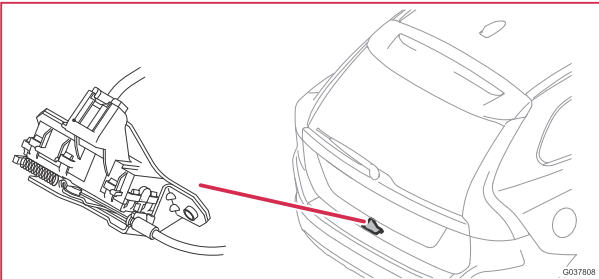
6/1 Wiper motor module (WMM)



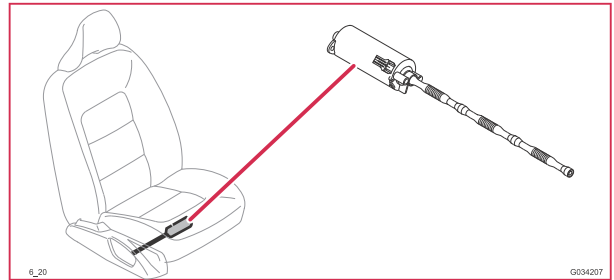
6/19 Motor driver's seat, fore/aft



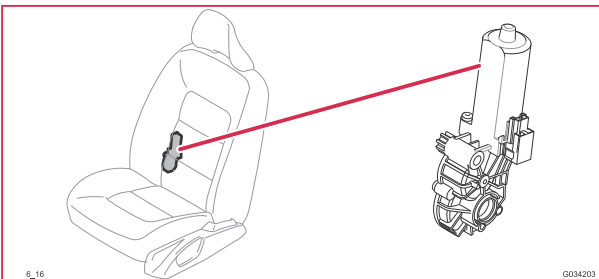
6/8 Central locking motor, tailgate



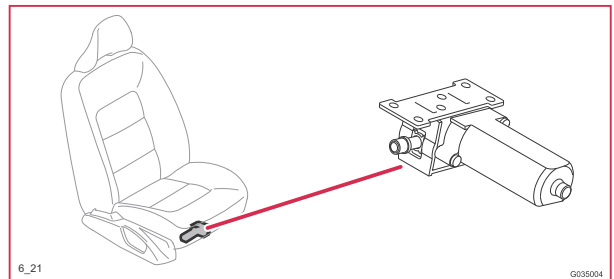
6/20 Motor passenger seat, fore/aft



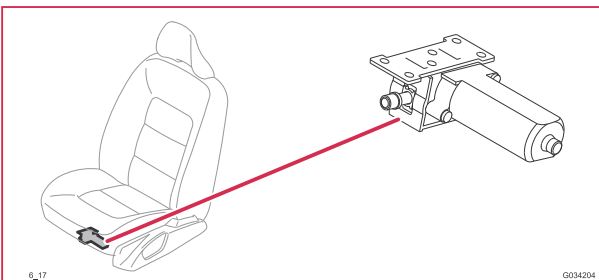
6/16 Motor driver's seat, backrest angle



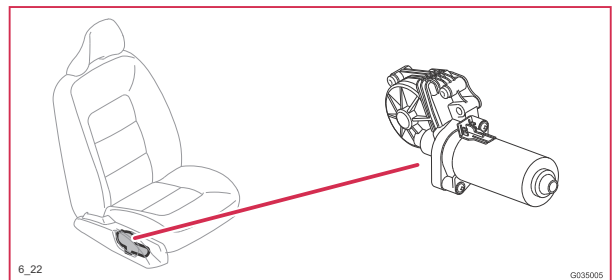
6/21 Passenger seat motor, up/down front edge



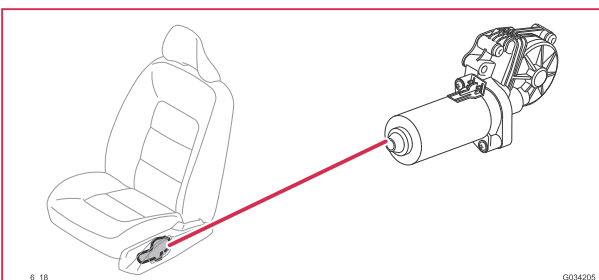
6/17 Motor driver's seat, up/down front edge



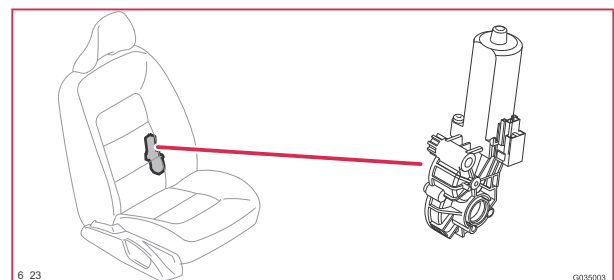
6/22 Passenger seat motor, up/down rear edge



6/18 Motor driver's seat, up/down rear edge



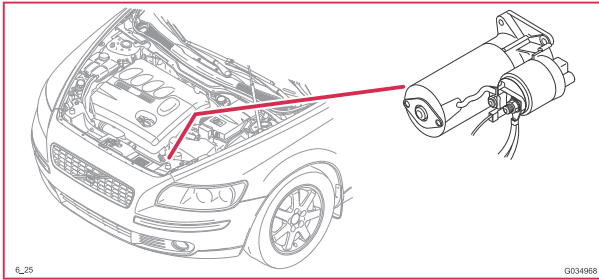
6/23 Passenger seat motor, backrest angle



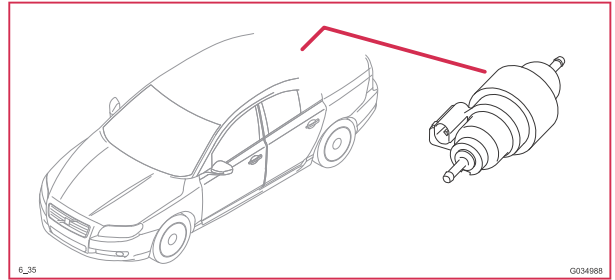
Component illustrations

6/25 - 6/39

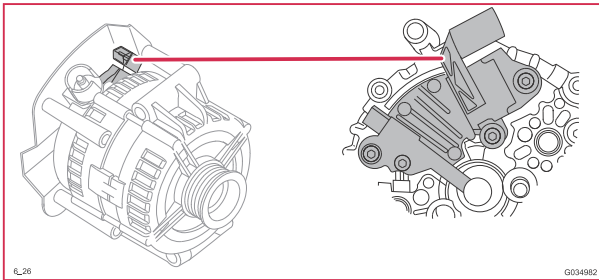
6/25 Starter motor



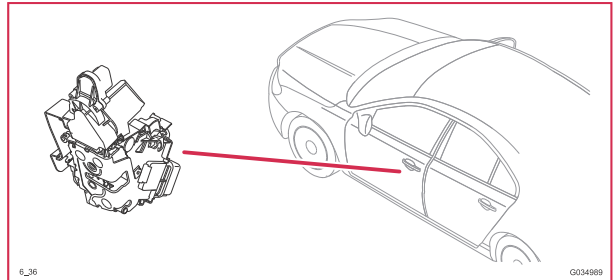
6/35 Fuel pump, auxiliary heater



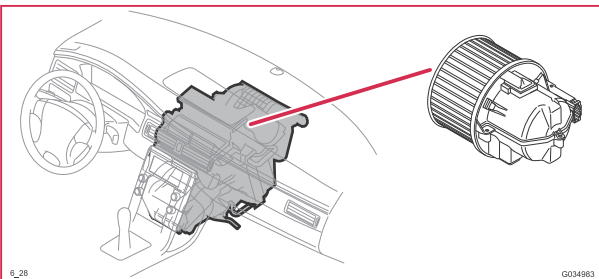
6/26 Alternator control module (ACM)



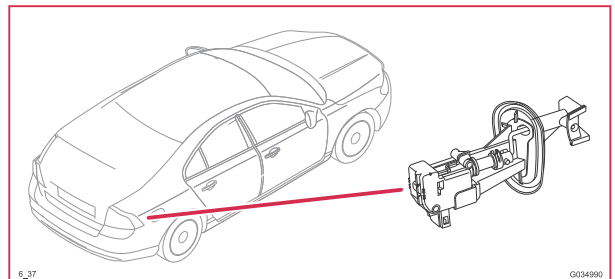
6/36 Lock motor, central locking, LH front door



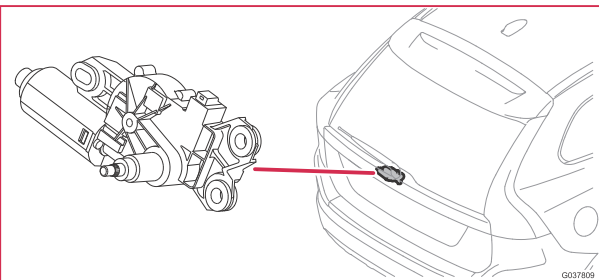
6/28 Motor, passenger compartment fan



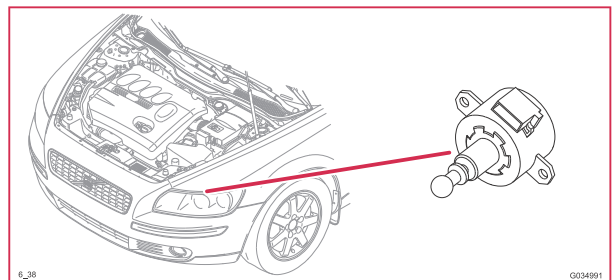
6/37 Lock motor, fuel filler flap



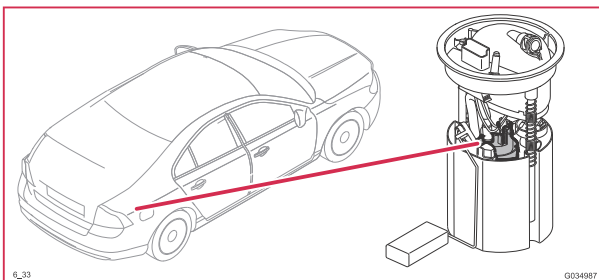
6/32 Rear window wiper motor



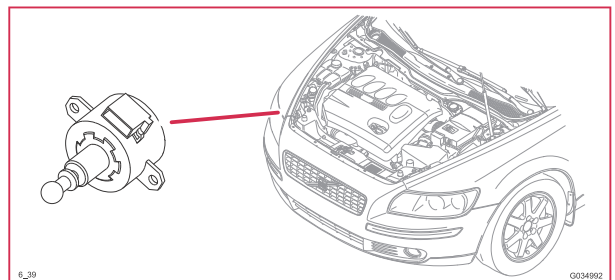
6/38 Motor, left headlight adjustment



6/33 Fuel pump



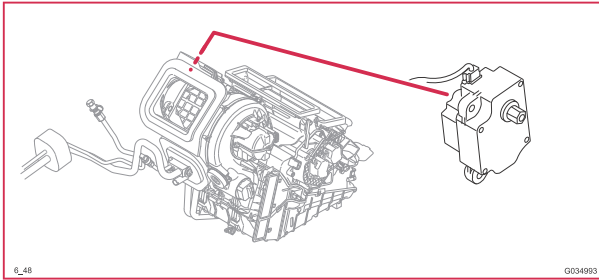
6/39 Motor, right headlight adjustment



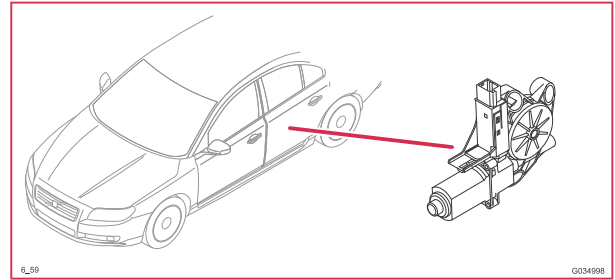
Component illustrations

6/48 - 6/63

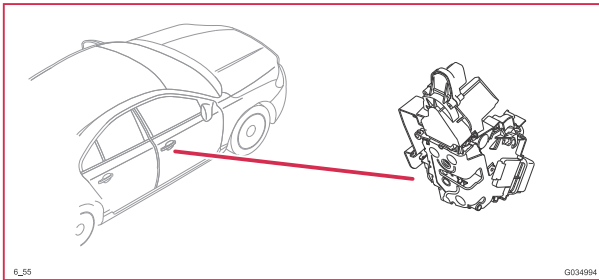
**6/48 Damper motor module (DMM),
recirculation**



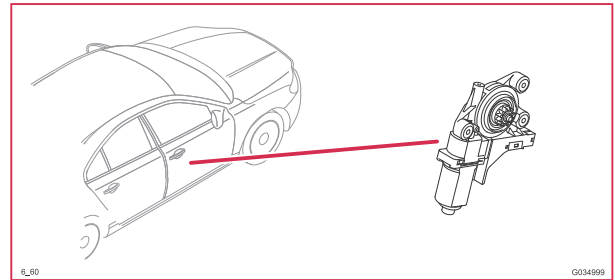
6/59 Motor, rear left power window



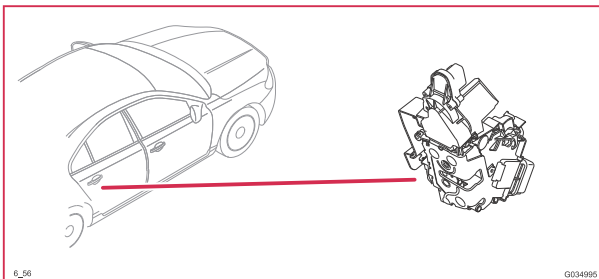
6/55 Lock motor, central locking, RH front door



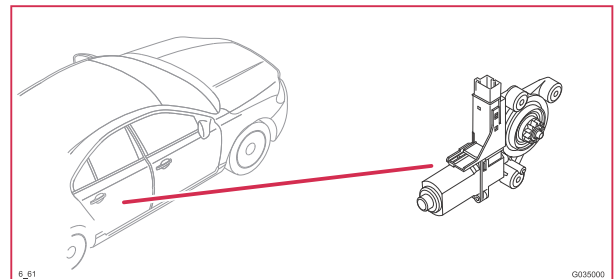
6/60 Motor, front passenger door power window



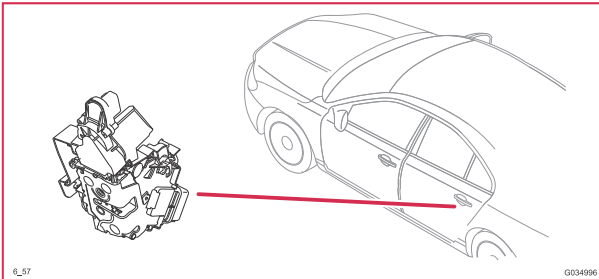
6/56 Lock motor, central locking, RH rear door



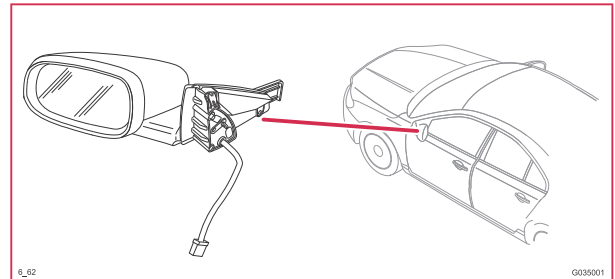
6/61 Motor, rear right power window



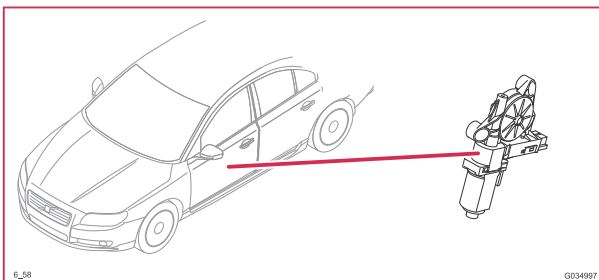
6/57 Lock motor, central locking, LH rear door



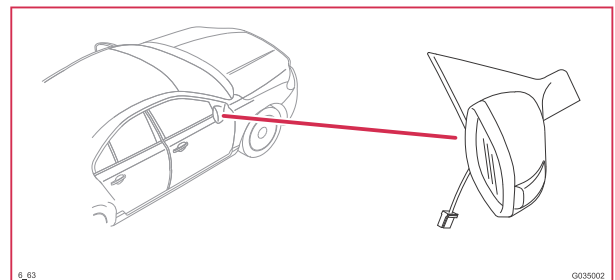
6/62 Left power exterior rearview mirror



6/58 Motor, front driver's door power window



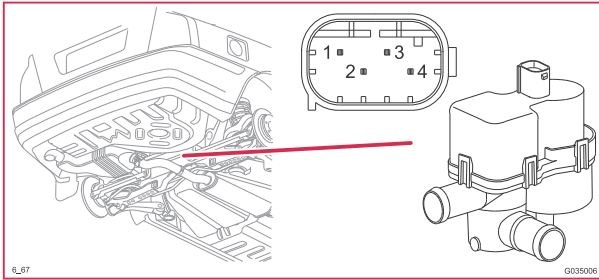
6/63 Right power exterior rearview mirror



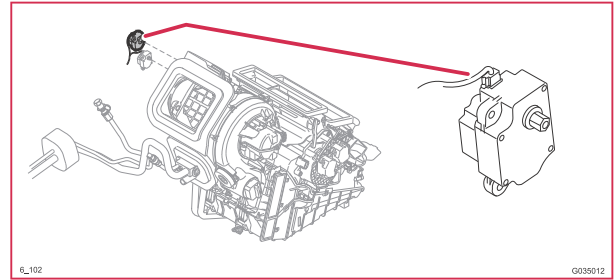
Component illustrations

6/67 - 6/120

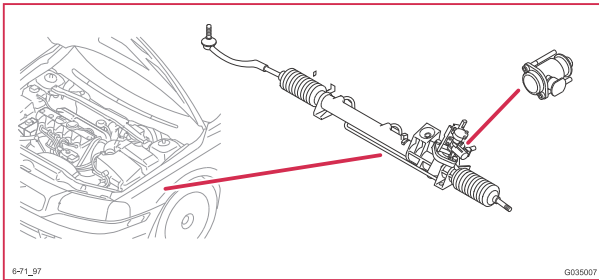
6/67 Pump, fuel leakage control



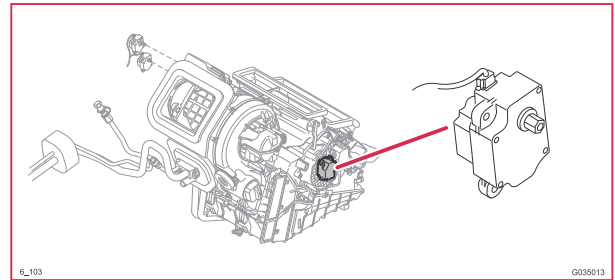
6/102 Damper motor module (DMM), defroster



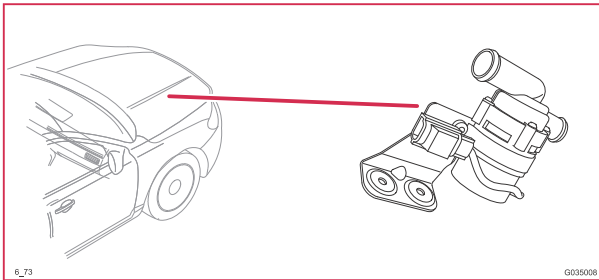
6/71 Valve, speed-dependent power steering



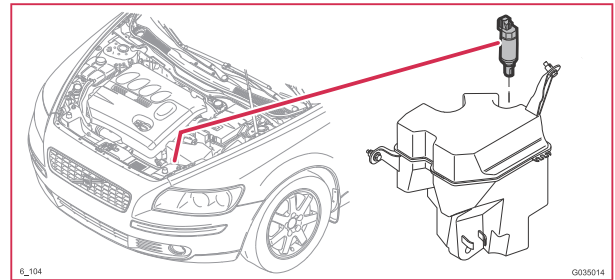
6/103 Damper motor module (DMM), floor/ventilation



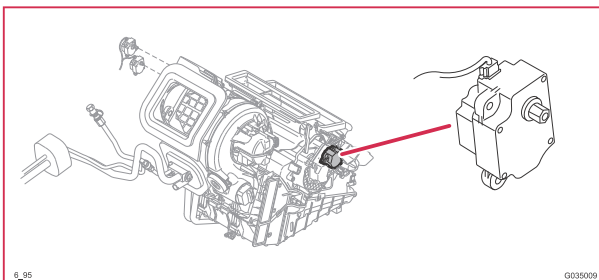
6/73 Coolant pump



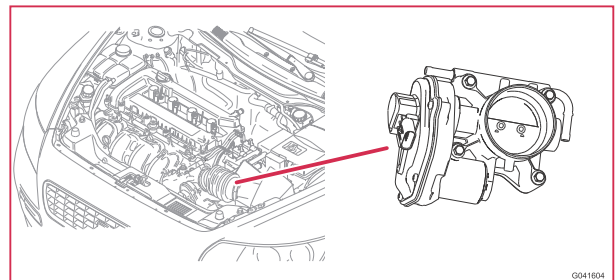
6/104 High pressure headlight washer motor



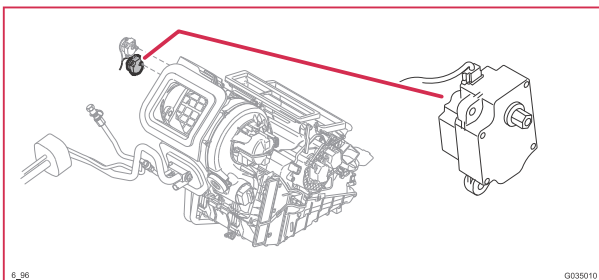
6/95 Damper motor module (DMM), temperature, left-hand side



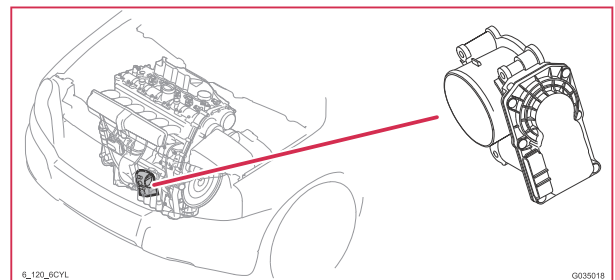
6/120 Throttle unit, 4-Cyl. Turbo



6/96 Damper motor module (DMM), temperature, right-hand side



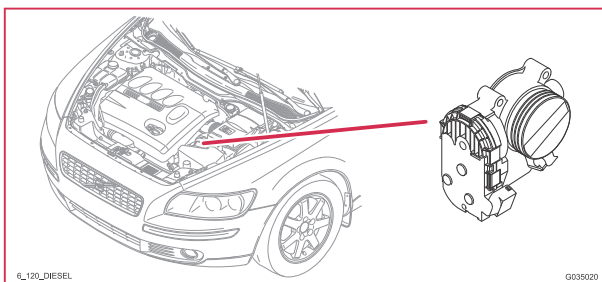
6/120 Throttle unit, 6-Cyl.



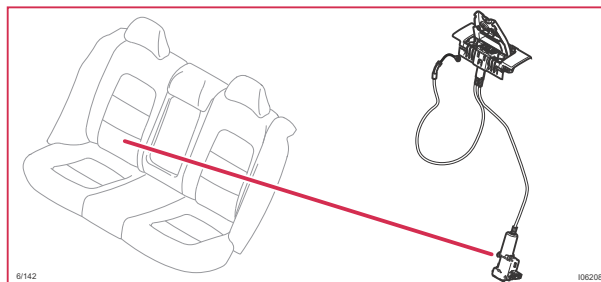
Component illustrations

6/120 - 6/164

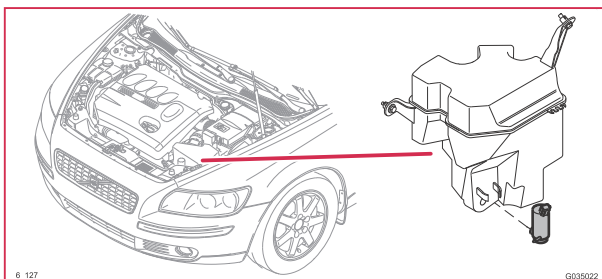
6/120 Throttle unit, Diesel



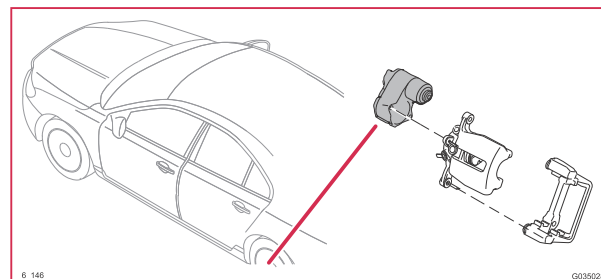
6/142 Motor folding head restraint right



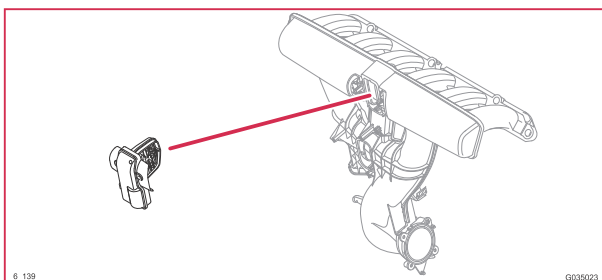
6/127 Washer motor



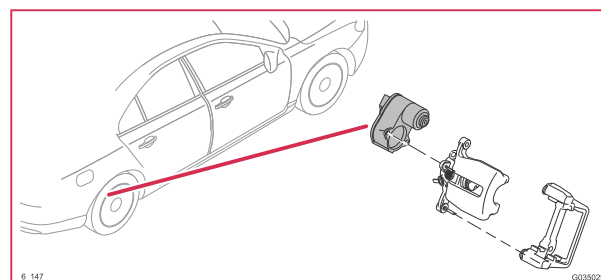
6/146 Lock motor, rear left brake disc



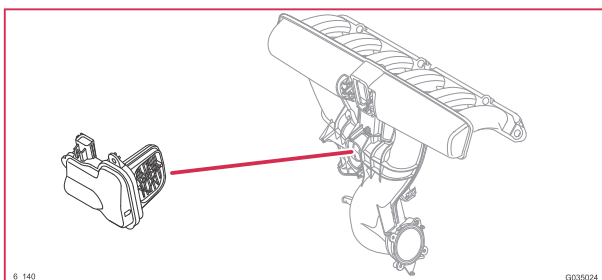
6/139 Upper actuating motor, intake manifold, 6-Cyl.



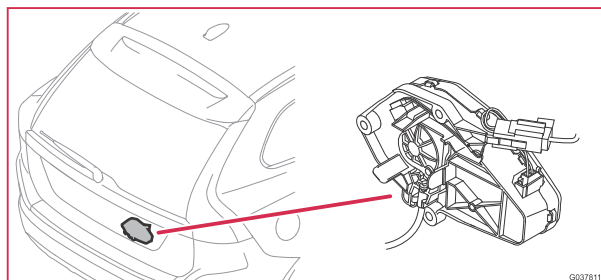
6/147 Lock motor, rear right brake disc



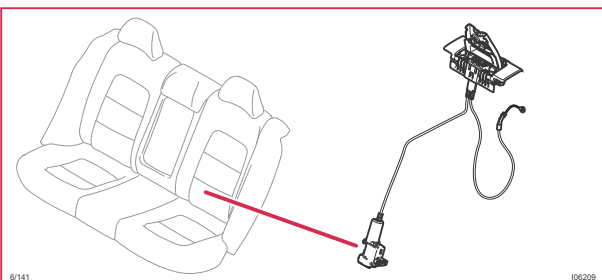
6/140 Lower actuating motor, intake manifold, 6-Cyl.



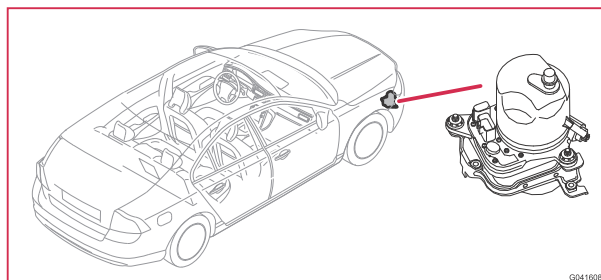
6/149 Tailgate closing motor



6/141 Motor folding head restraint left



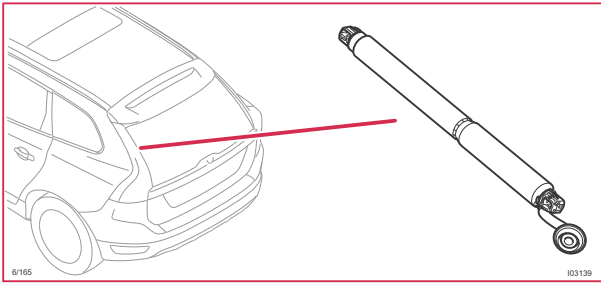
6/164 Electrical power steering module (EPS)



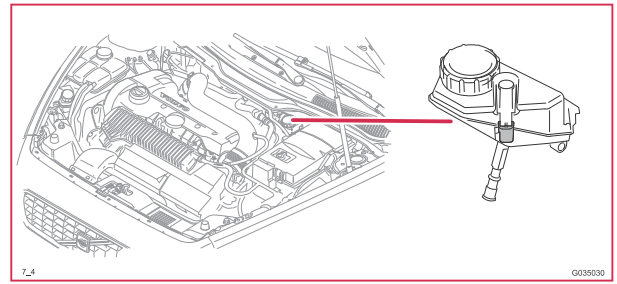
Component illustrations

6/165 - 7/12

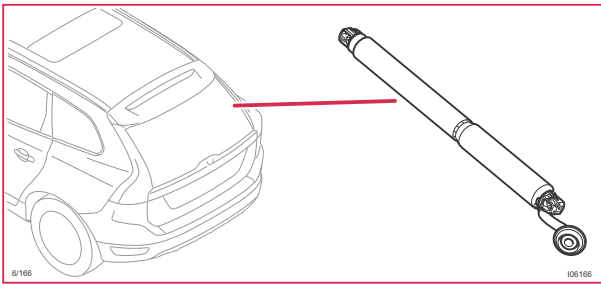
6/165 Motor tailgate opening left



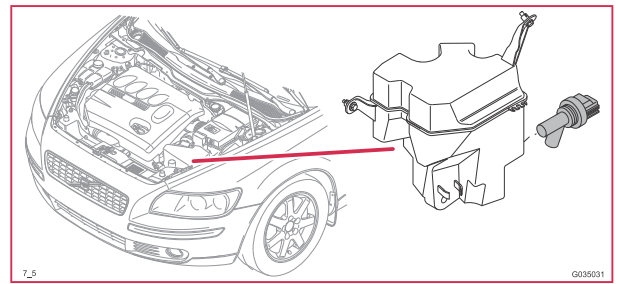
7/4 Brake fluid level sensor



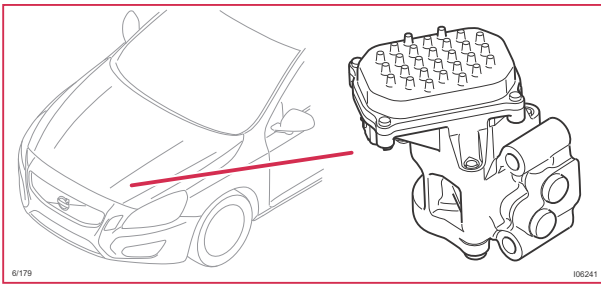
6/166 Motor tailgate opening right



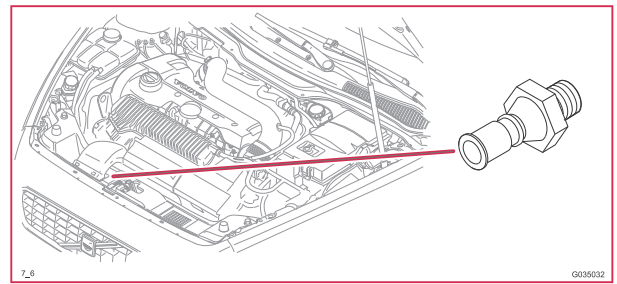
7/5 Washer fluid level sensor



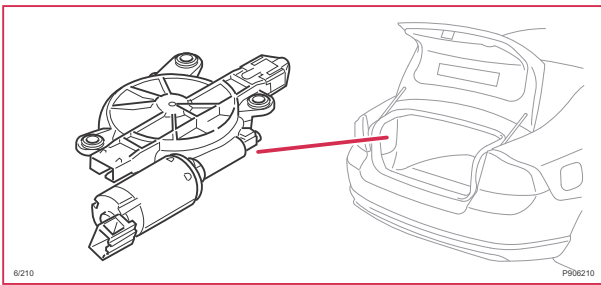
6/179 Electric oil pump



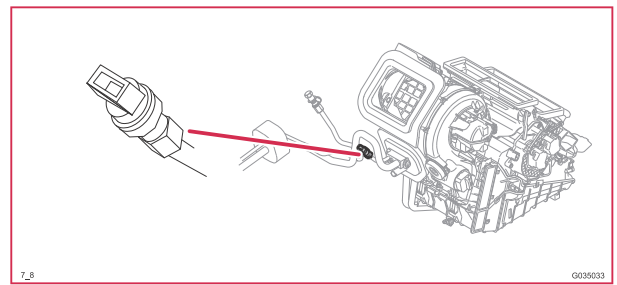
7/6 Oil pressure monitor



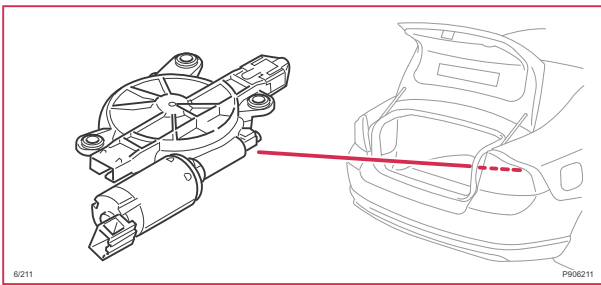
6/210 Motor lumbar support, left



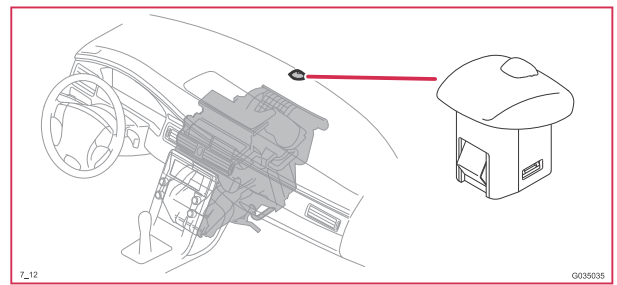
7/8 Pressure sensor, climate control system



6/211 Motor lumbar support, right



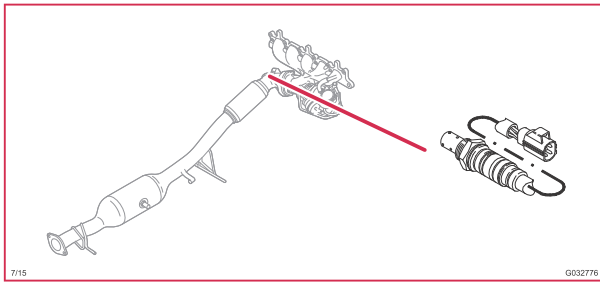
7/12 Solar sensor, twilight sensor and indicator alarm



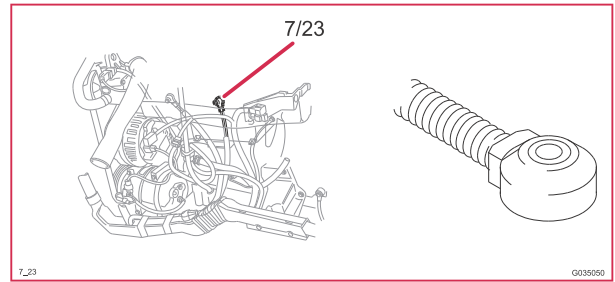
Component illustrations

7/15 - 7/25

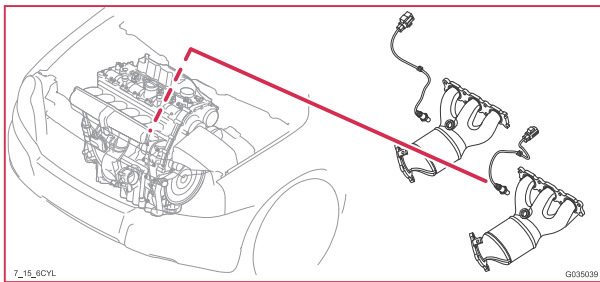
7/15 Front heated oxygen sensor, 4-Cyl.



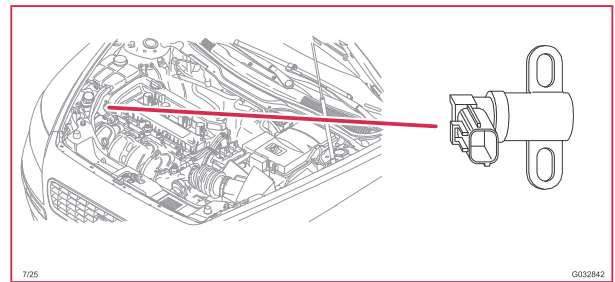
7/23 Rear knock sensor



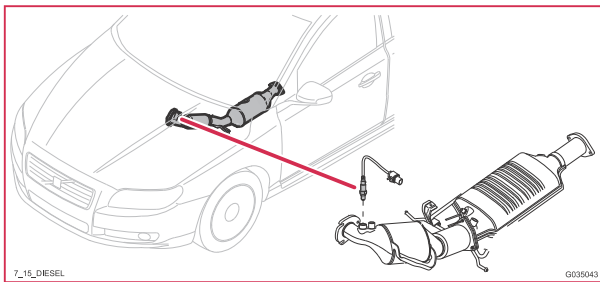
7/15 Front heated oxygen sensor, bank 1, 6-Cyl.



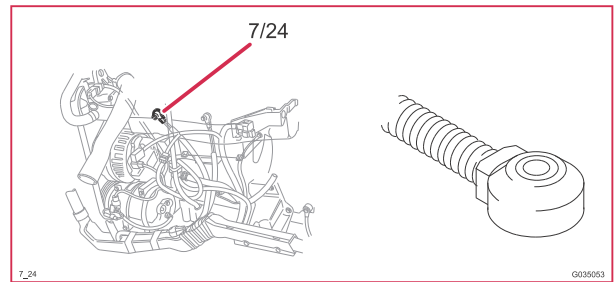
7/24 Knock sensor, 4-Cyl.




7/15 Front heated oxygen sensor, Diesel



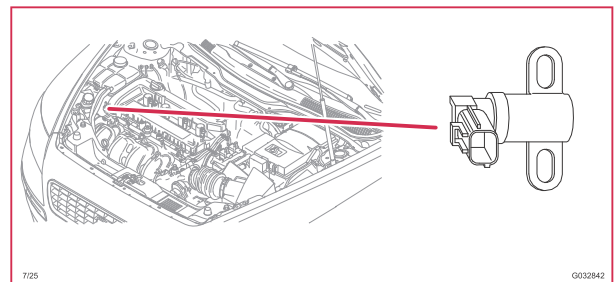
7/24 Front knock sensor



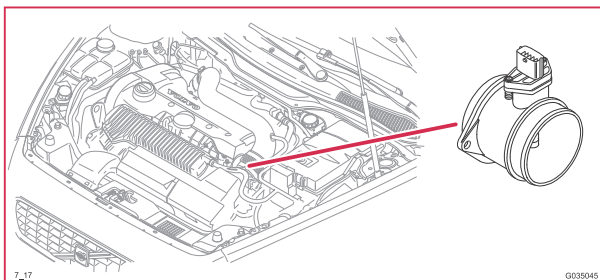
7/16 Sensor, coolant temperature



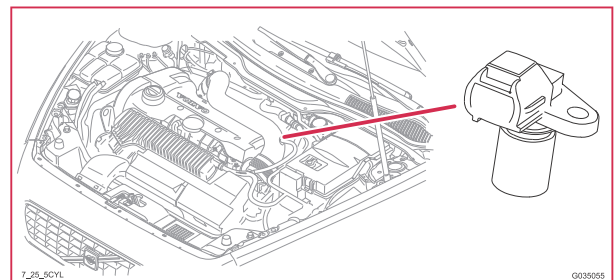
7/25 Impulse sensor, 4-Cyl.



7/17 Mass airflow sensor (MAF)



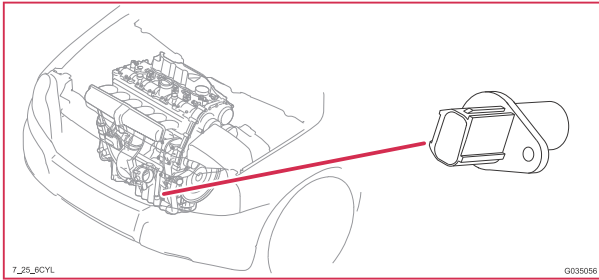
7/25 Impulse sensor, Diesel



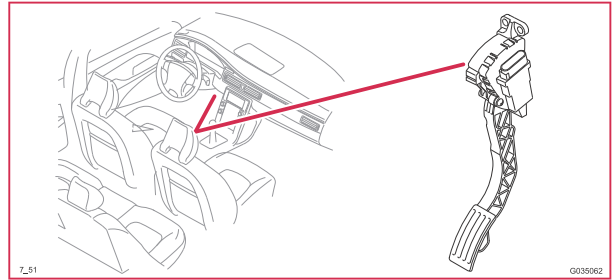
Component illustrations

7/25 - 7/73

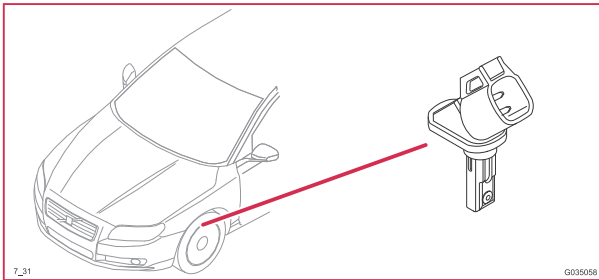
7/25 Impulse sensor, 6-Cyl.



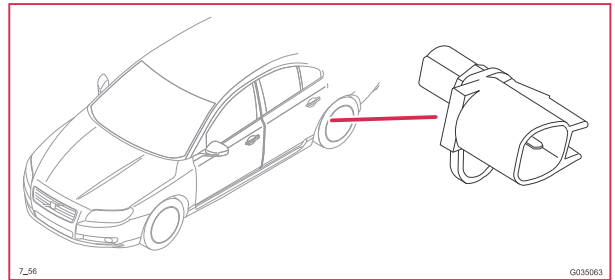
7/51 Accelerator pedal sensor



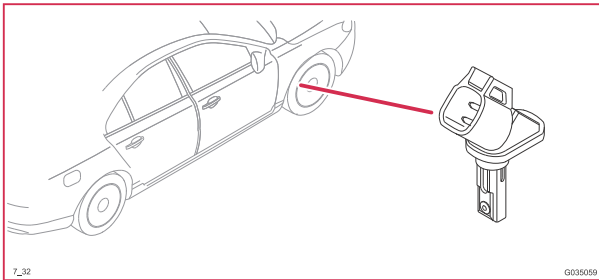
7/31 Sensor ABS, front left



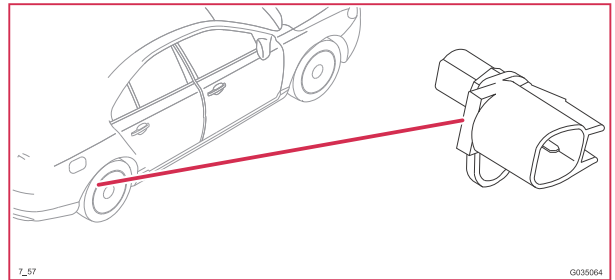
7/56 Sensor ABS, rear left



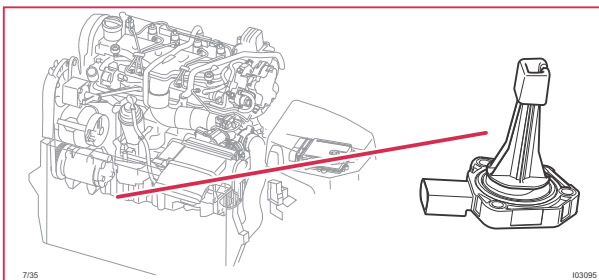
7/32 Sensor ABS, front right



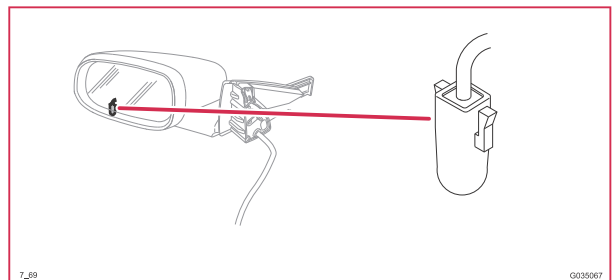
7/57 Sensor ABS, rear right



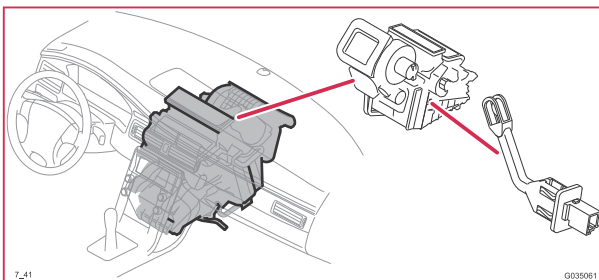
7/35 Oil level sensor



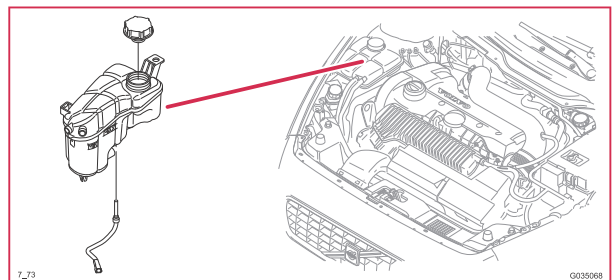
7/69 Sensor outside temperature



7/41 Temperature sensor evaporator



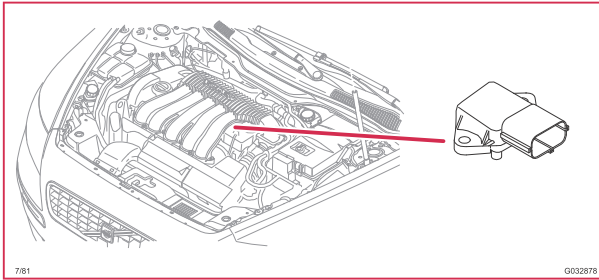
7/73 Coolant level sensor



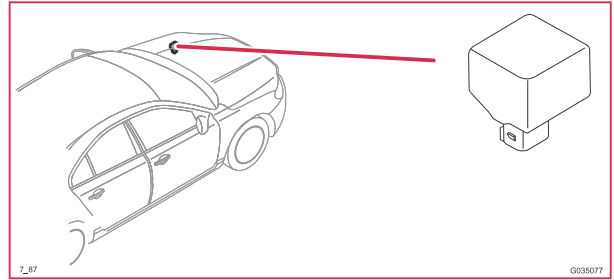
Component illustrations

7/81 - 7/91

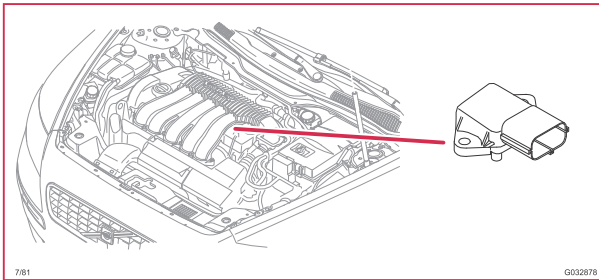
7/81 Pressure sensor, intake manifold, 4-Cyl.



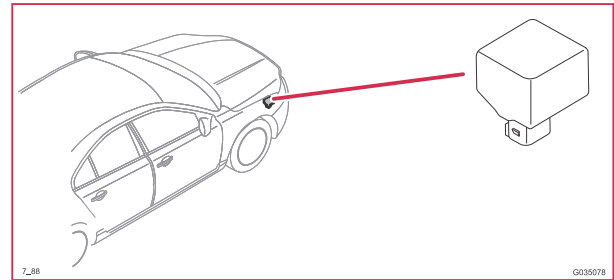
7/87 Acceleration sensor, Four-C, front left



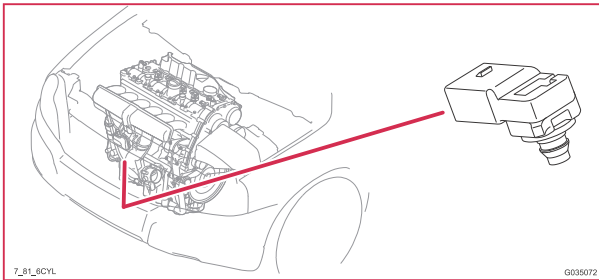
7/81 Pressure sensor intake manifold, Diesel



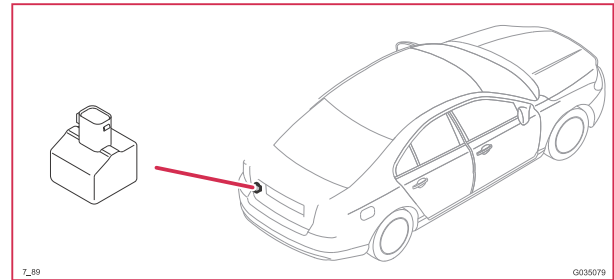
7/88 Acceleration sensor, Four-C, front right



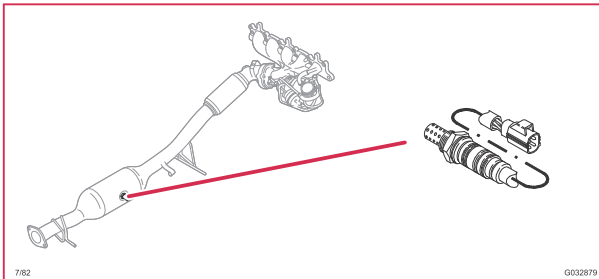
7/81 Pressure sensor, intake manifold, 6-Cyl.



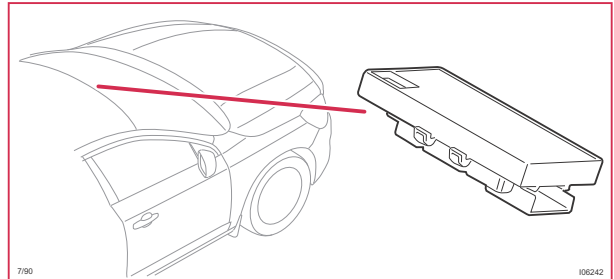
7/89 Acceleration sensor, Four-C, rear left



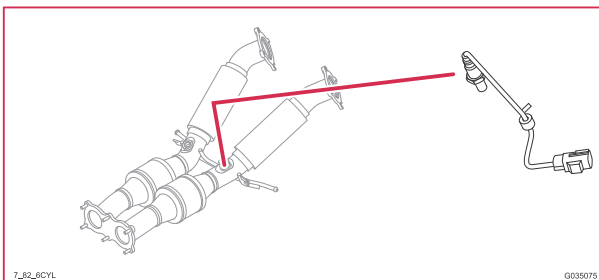
7/82 Rear oxygen sensor, 4-Cyl.



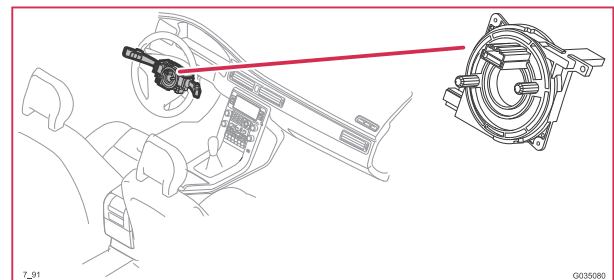
7/90 Moisture sensor



7/82 Rear heated oxygen sensor, bank 1, 6-Cyl.



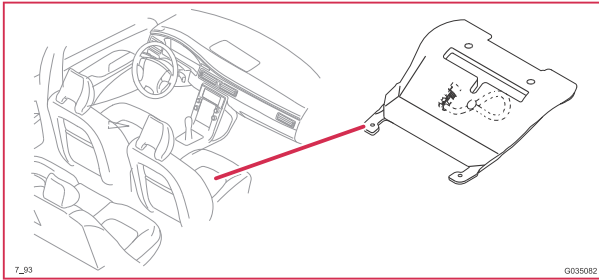
7/91 Steering angle sensor



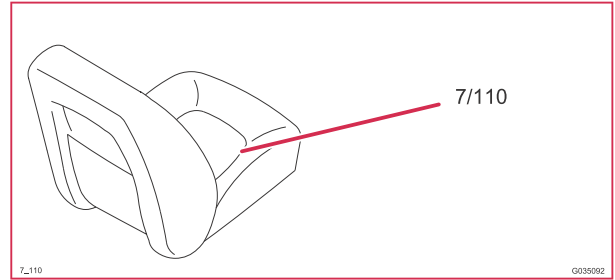
Component illustrations

7/93 - 7/115

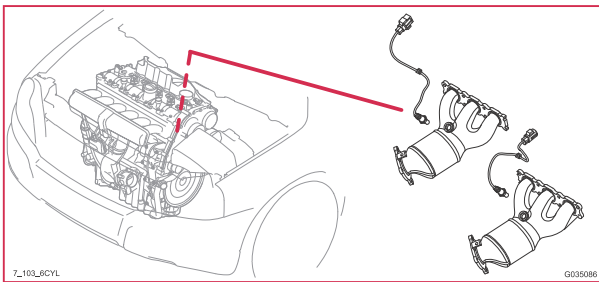
7/93 Occupant weight sensor (OWS)



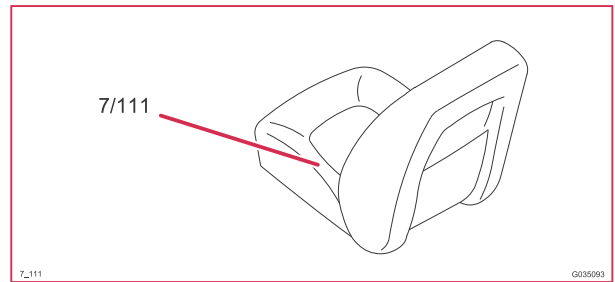
7/110 Temperature sensor, driver's seat



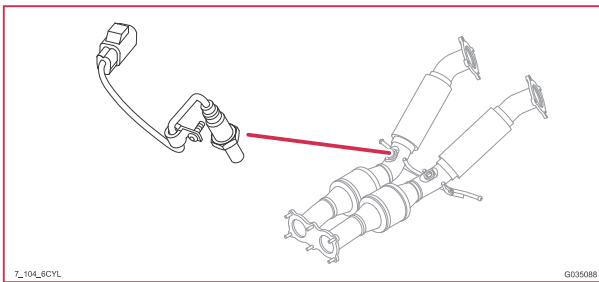
7/103 Front heated oxygen sensor, bank 2, 6-Cyl.



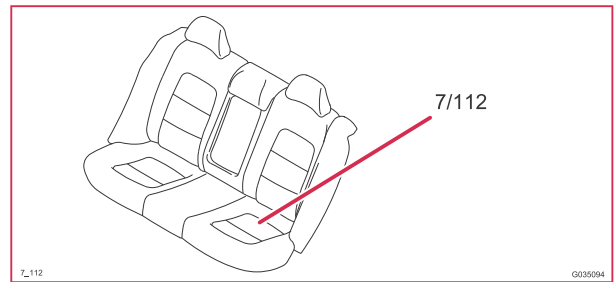
7/111 Temperature sensor, passenger seat



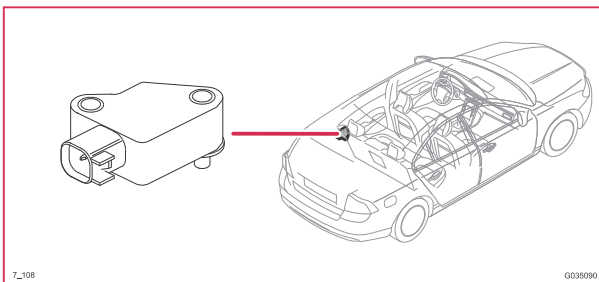
7/104 Rear heated oxygen sensor, bank 2, 6-Cyl.



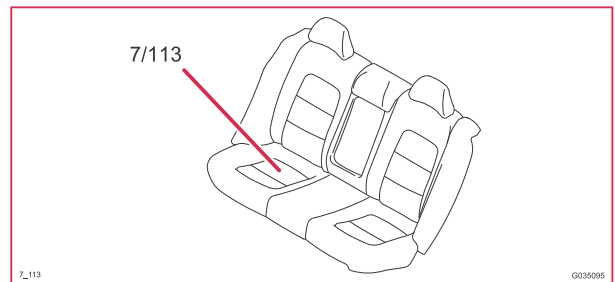
7/112 Seat temperature sensor, LH rear



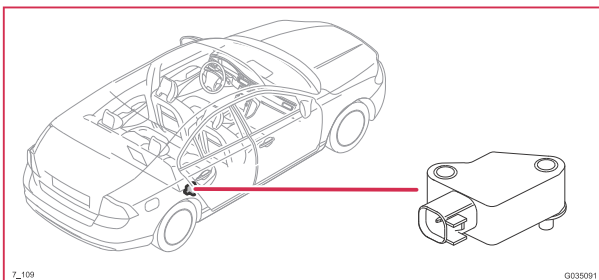
7/108 Side impact sensor, rear left



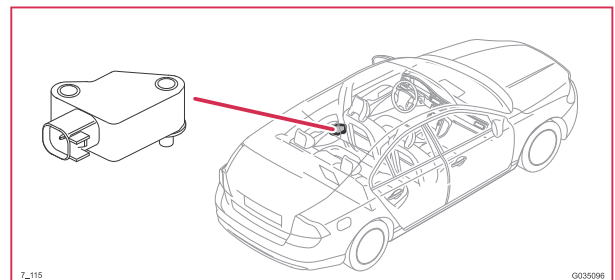
7/113 Seat temperature sensor, RH rear



7/109 Side impact sensor, rear right



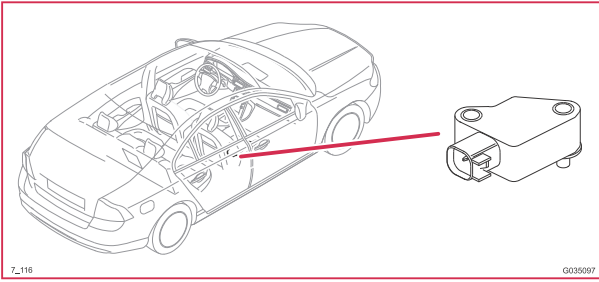
7/115 Side impact sensor, left B-post



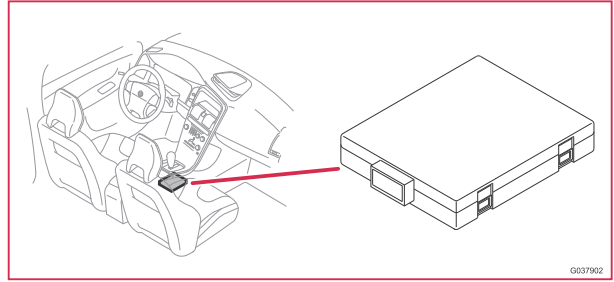
Component illustrations

7/116 - 7/134


7/116 Side impact sensor, right B-post



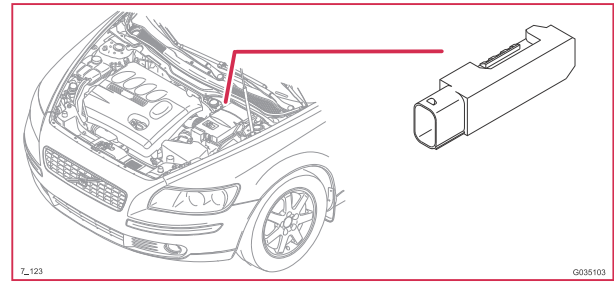
7/122 Mass movement sensor module (MMS), front



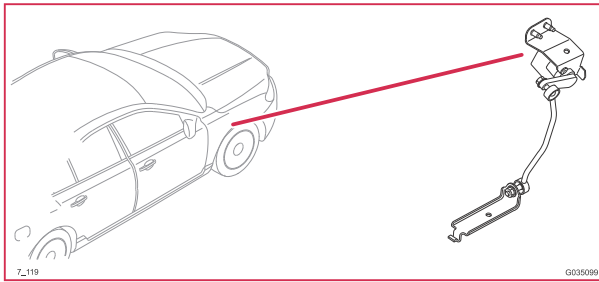
7/118 Height sensor, suspension, front left



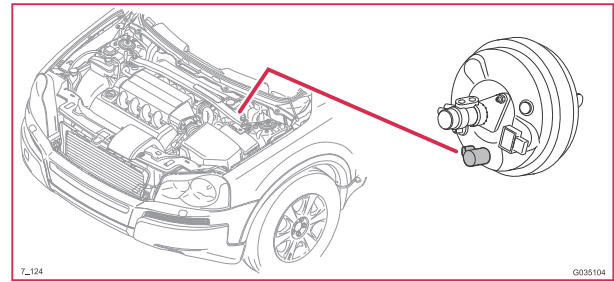
7/123 Clutch pedal sensor



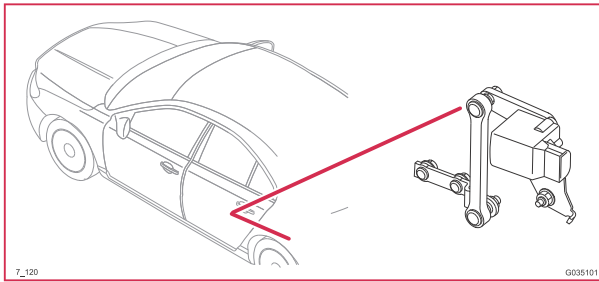
7/119 Height sensor, suspension, front right



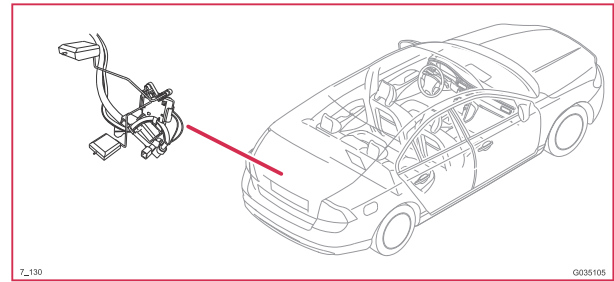
7/124 Sensor brake pedal



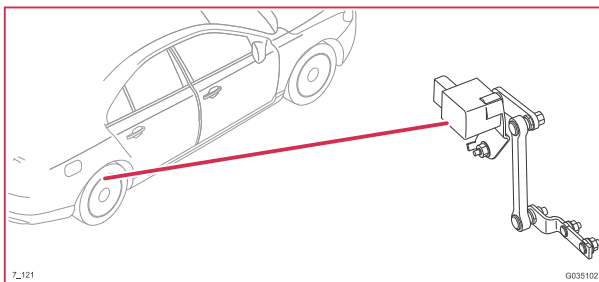
7/120 Height sensor, suspension, rear left



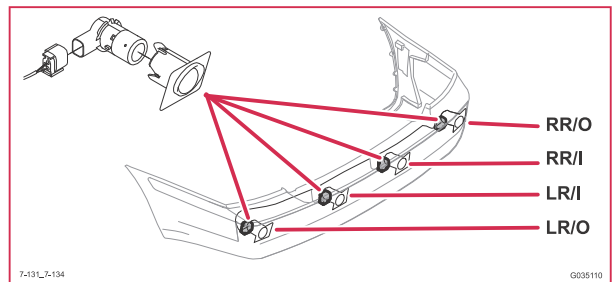
7/130 Fuel level sensor, ejector side



7/121 Height sensor, suspension, rear right



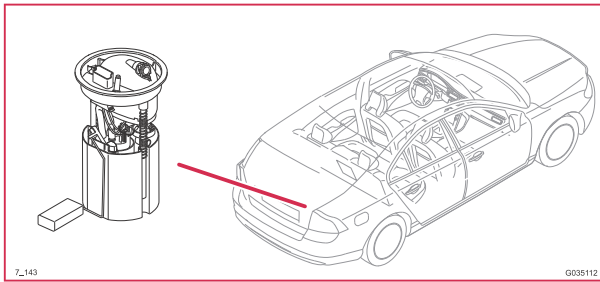
7/131-7/134 Parking assistance rear



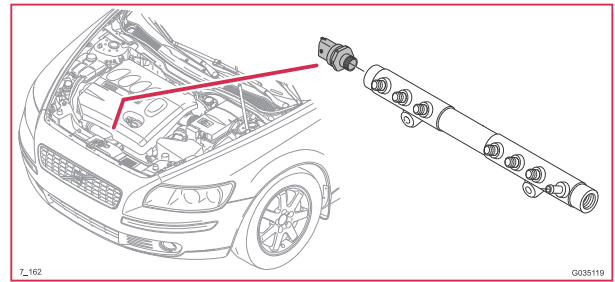
Component illustrations

7/143 - 7/166

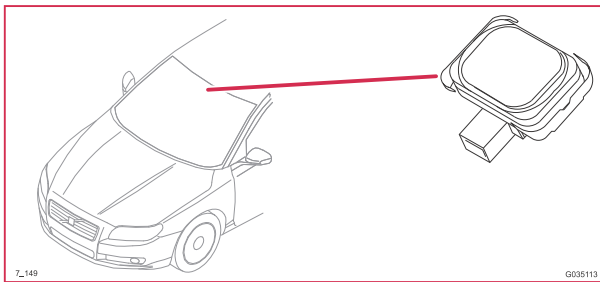
7/143 Sensor fuel level, pump side



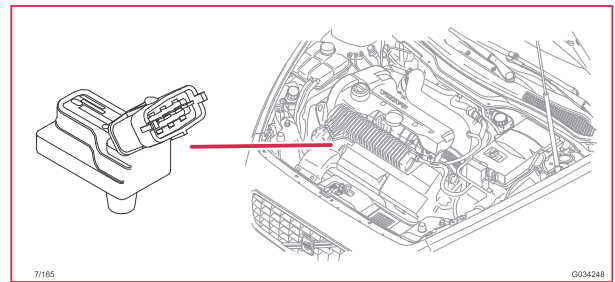
7/162 Pressure sensor, fuel line



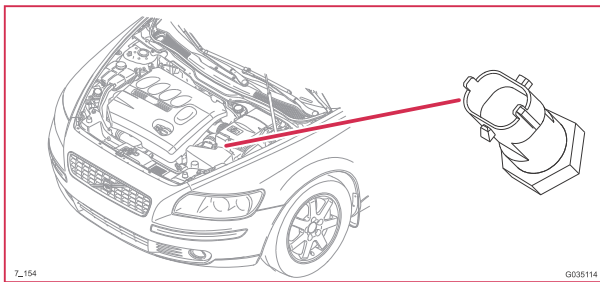
7/149 Rain sensor module (RSM)



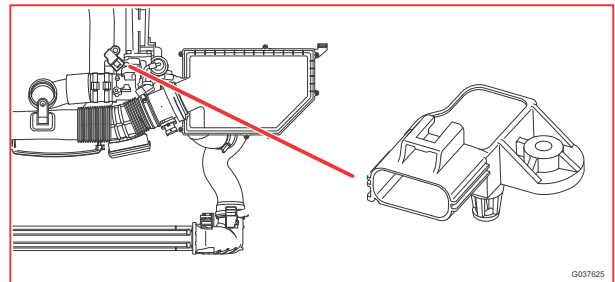
7/165 Pressure and temperature sensor, intake manifold, 4-Cyl.



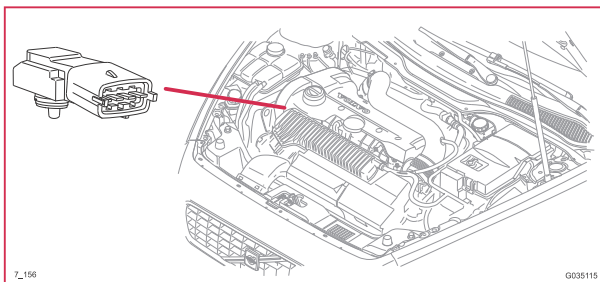
7/154 Sensor fuel temperature



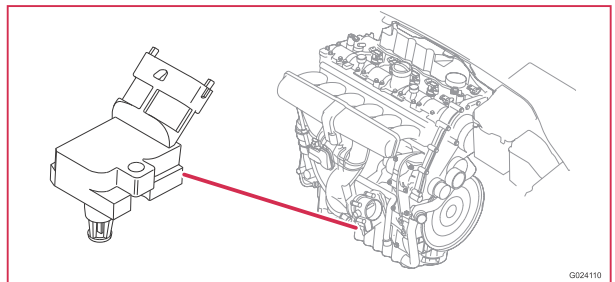
7/165 Pressure and temperature sensor, intake manifold, Diesel



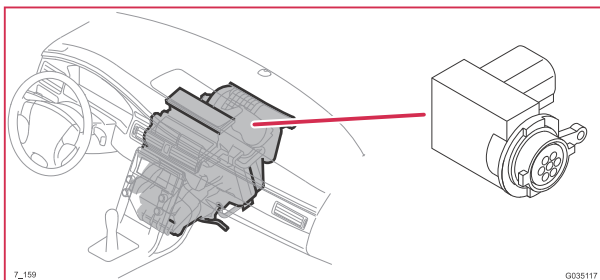
7/156 Pressure and temperature sensor fuel



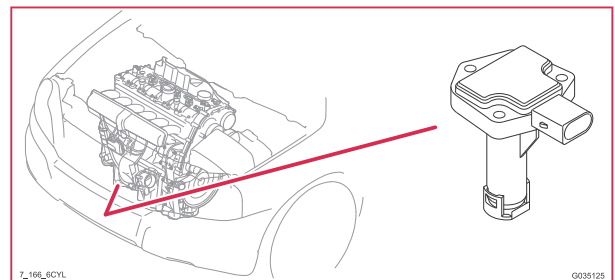
7/165 Pressure and temperature sensor, intake manifold, 6-Cyl.



7/159 Air quality sensor (AQS)



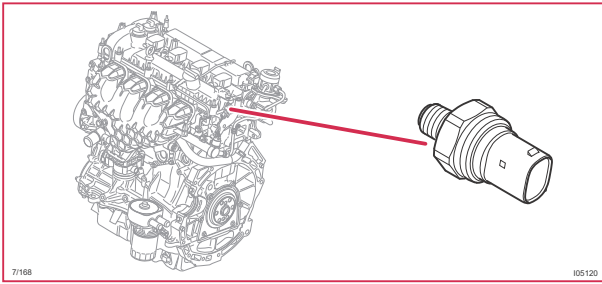
7/166 Oil level sensor, 6-Cyl.



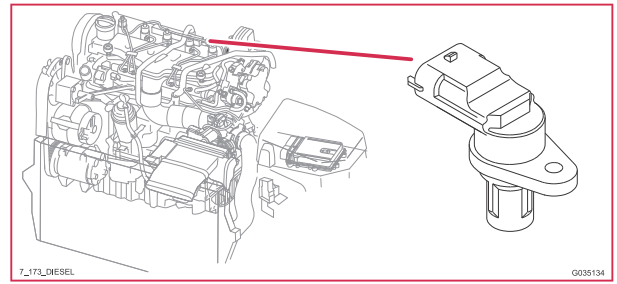
Component illustrations

7/168 - 7/191

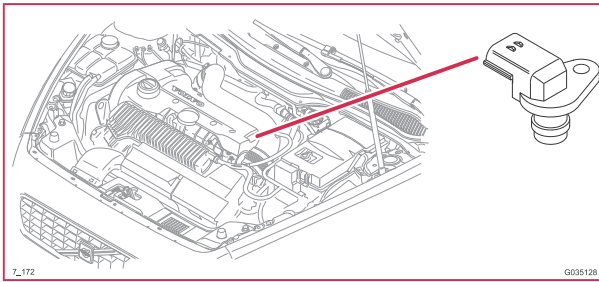
7/168 Fuel pressure sensor, low



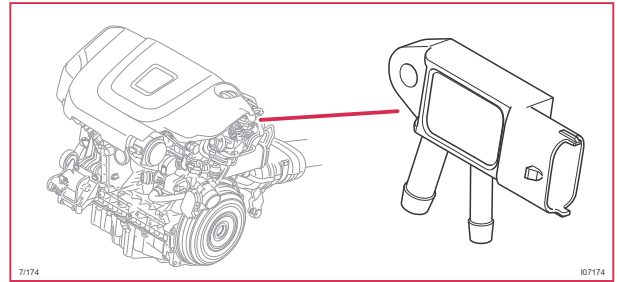
7/173 Camshaft position sensor, exhaust side, Diesel



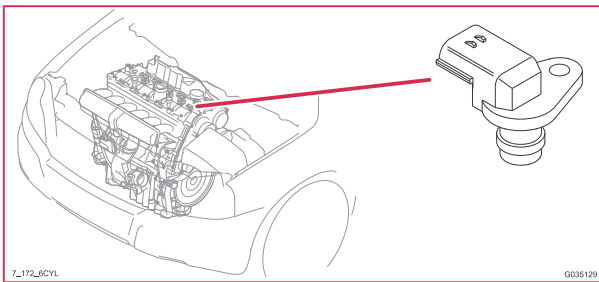
7/172 Position sensor camshaft, intake side, 4-Cyl.



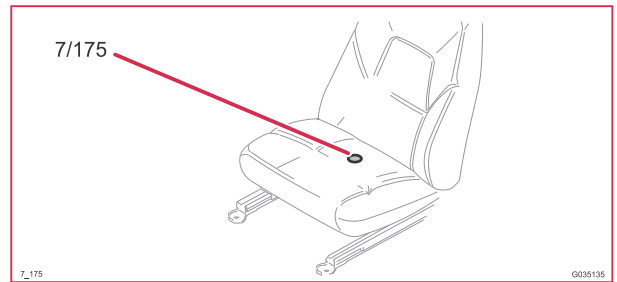
7/174 Differential pressure sensor particulate filter



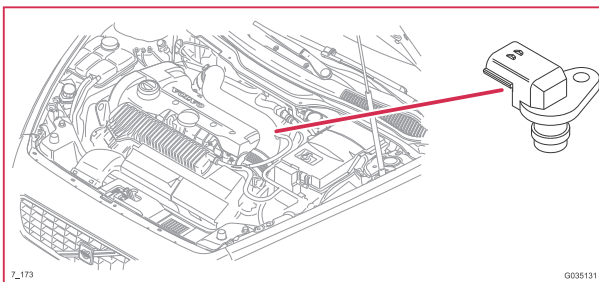
7/172 Position sensor camshaft, intake side, 6-Cyl.



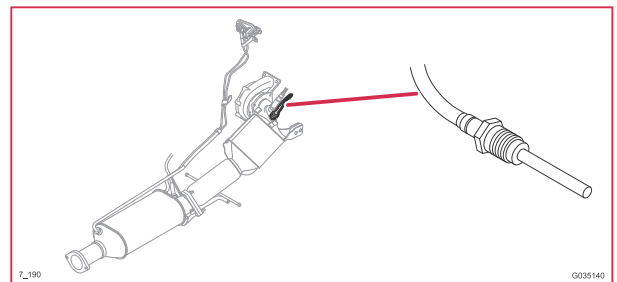
7/175 Weight sensor passenger seat, seat belt reminder



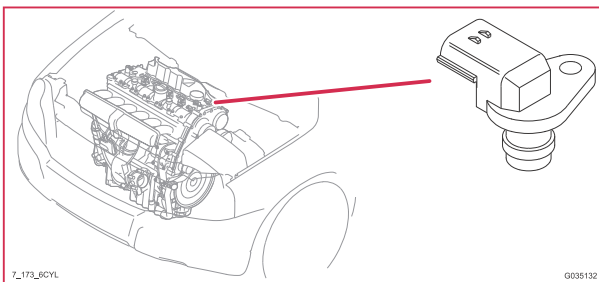
7/173 Position sensor camshaft, outlet side, 4-Cyl.



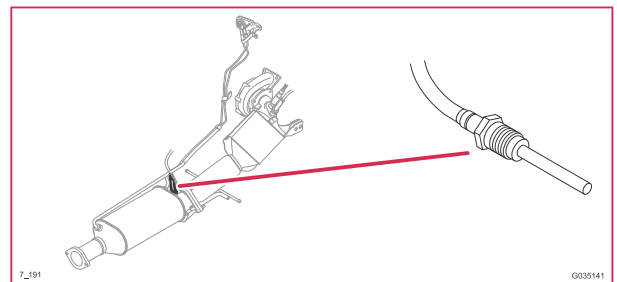
7/190 Temperature sensor, catalytic converter



7/173 Position sensor camshaft, outlet side 6-Cyl.



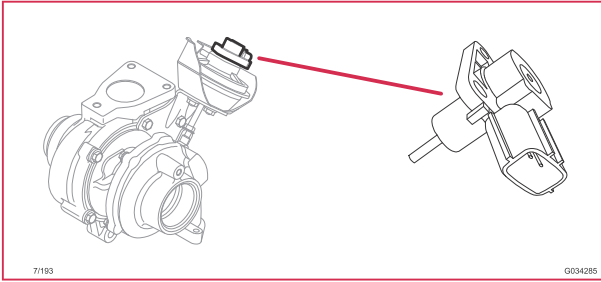
7/191 Temperature sensor, particle filter



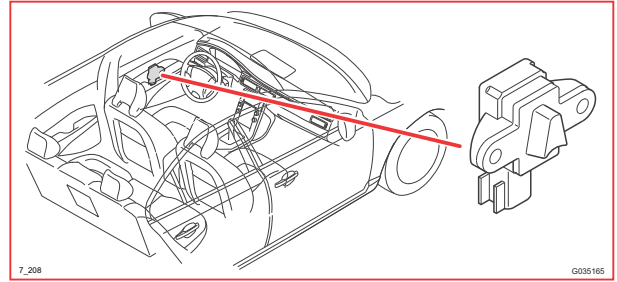
Component illustrations

7/193 - 7/240

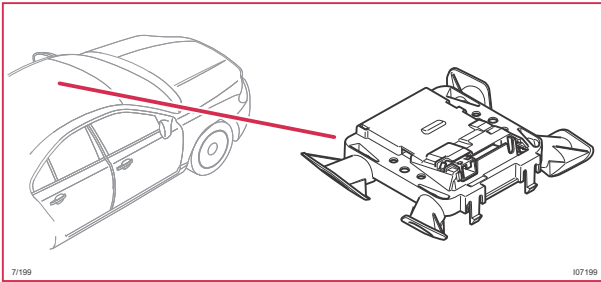
7/193 Position sensor Turbo



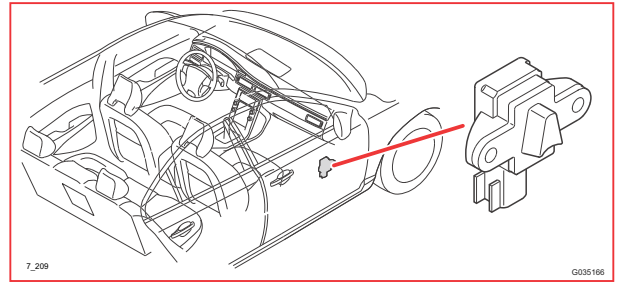
7/208 Side impact sensor, left front door



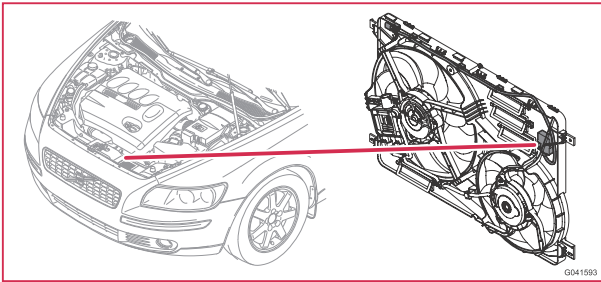
7/199 Ultrasonic sensor (IMS)



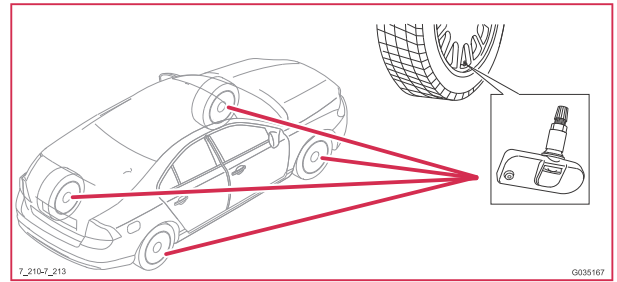
7/209 Side impact sensor, right front door



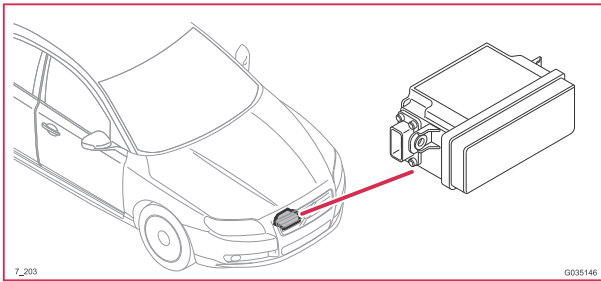
7/200 Sensor coolant temperature, 6-Cyl.



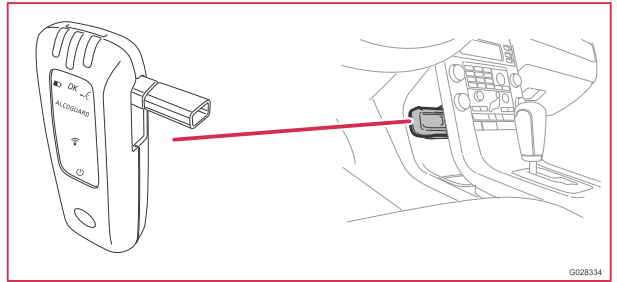
**7/210-
7/213 Tire pressure sensor**



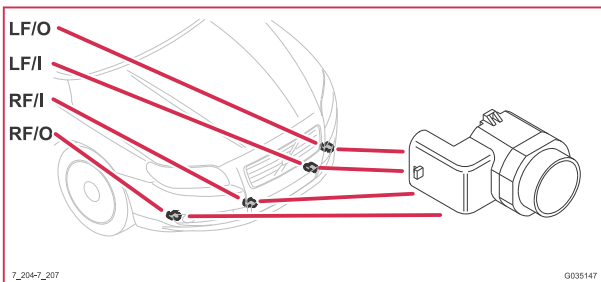
7/203 Forward-aimed radar (FLR)



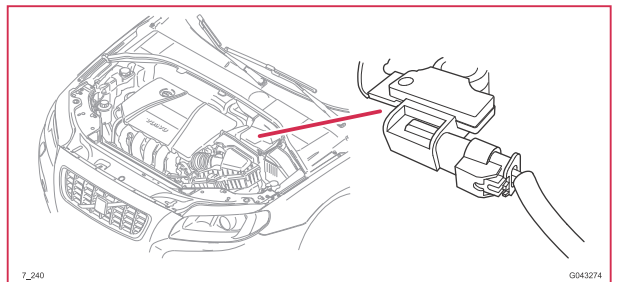
7/238 Alcolock sensor



**7/204-
7/207 Front parking assistance sensor**



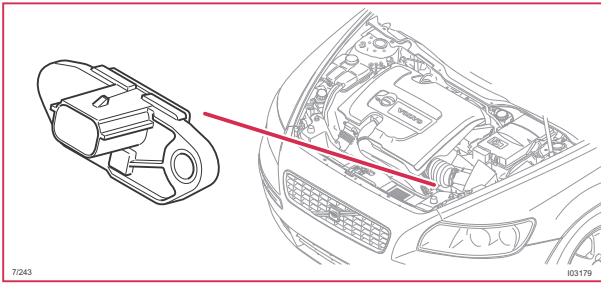
7/240 Battery monitoring sensor (BMS)



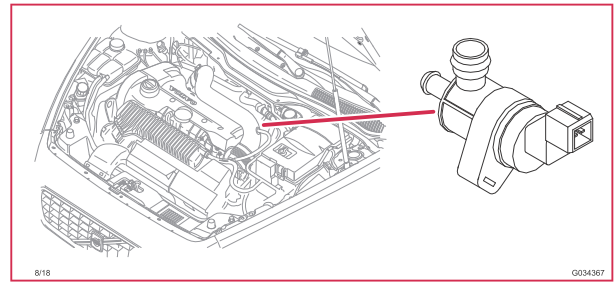
Component illustrations

7/243 - 8/21

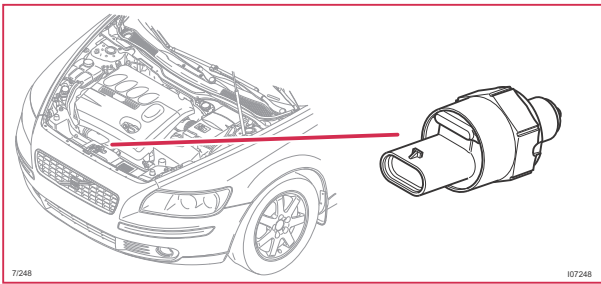
7/243 Gear position sensor neutral position



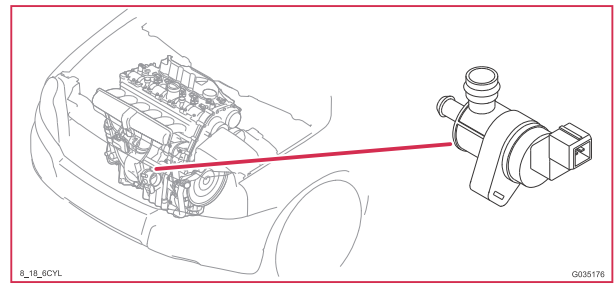
8/18 EVAP valve, 4-Cyl.



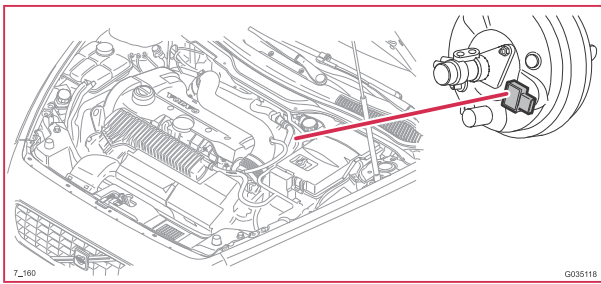
7/248 Oil pressure and temperature sensor



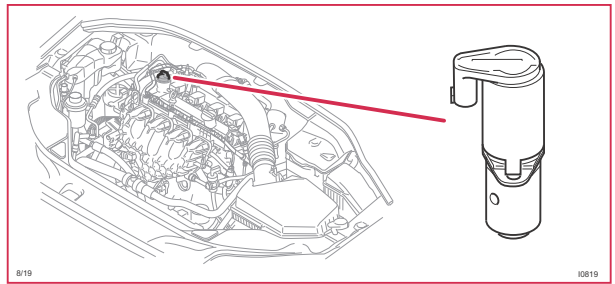
8/18 EVAP valve, 6-Cyl.



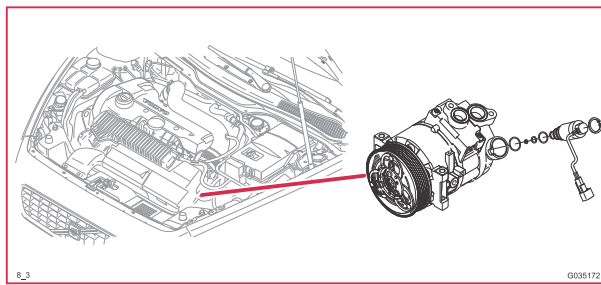
7/251 Brake vacuum sensor



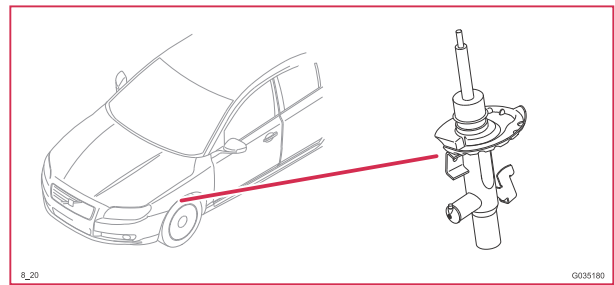
8/19 Reset valve, camshaft intake



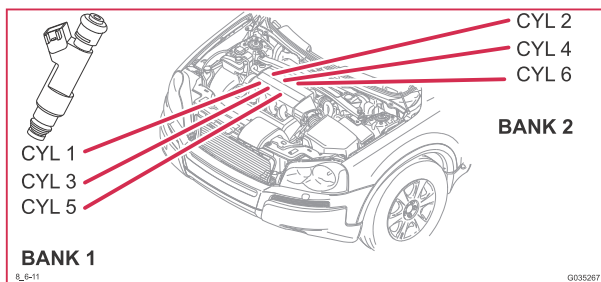
8/3 Electromagnetic clutch, climate control system



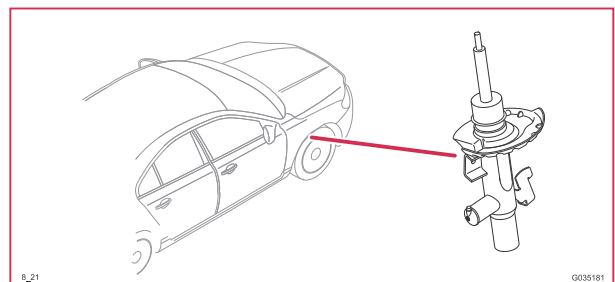
8/20 Shock absorbers, Four-C, front left



8/6-11 Injectors



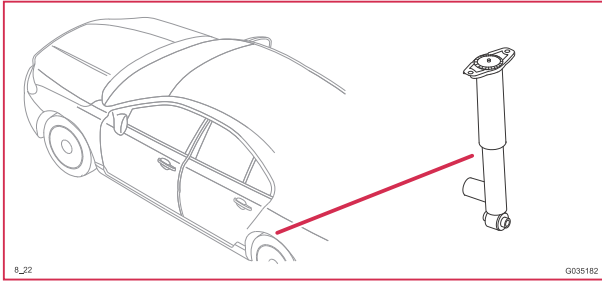
8/21 Shock absorbers, Four-C, front right



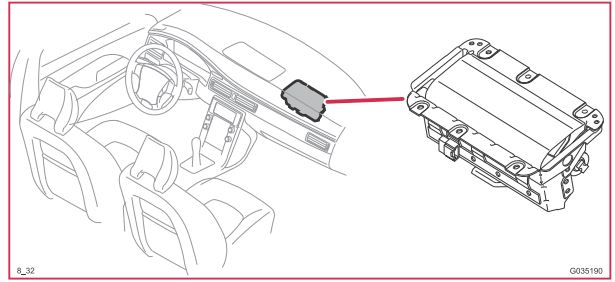
Component illustrations

8/22 - 8/37


8/22 Shock absorbers, Four-C, rear left



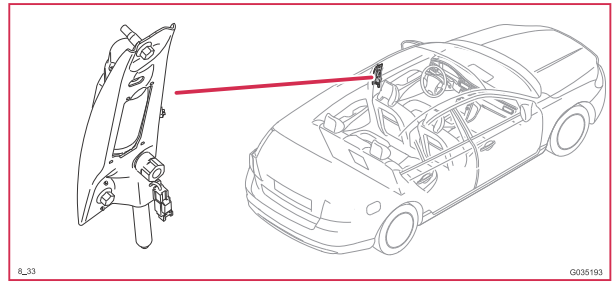
8/32 Igniter, airbag stage 2, passenger side



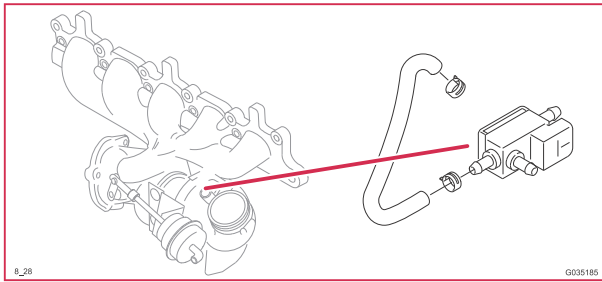
8/23 Shock absorbers, Four-C, rear right



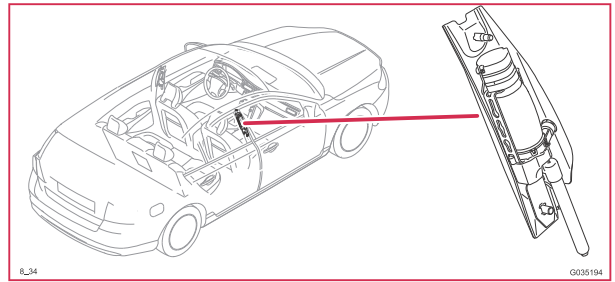
8/33 Igniter, belt tensioner, driver's side



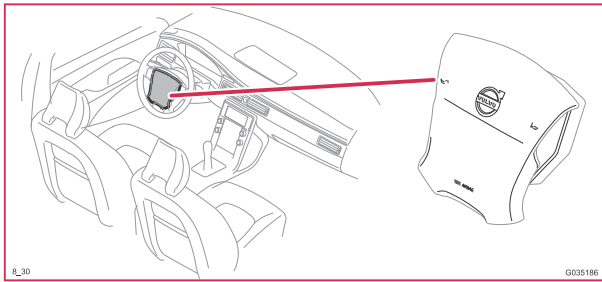
8/28 Turbocharger control valve



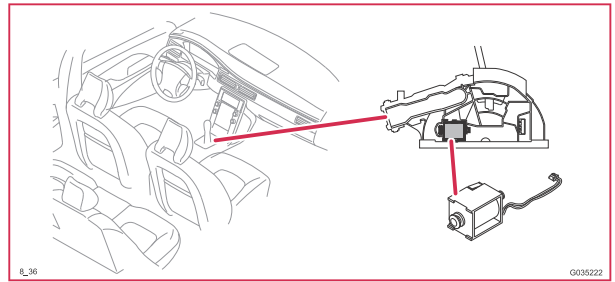
8/34 Igniter, belt tensioner, passenger side



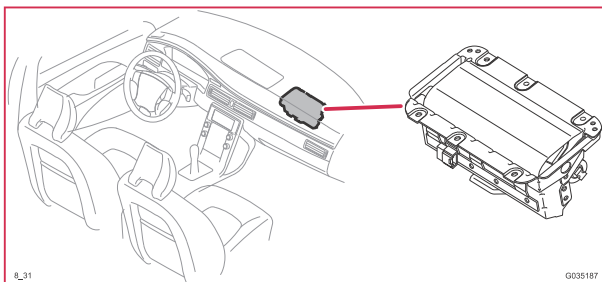
8/30 Driver's side airbag igniter, stage 1



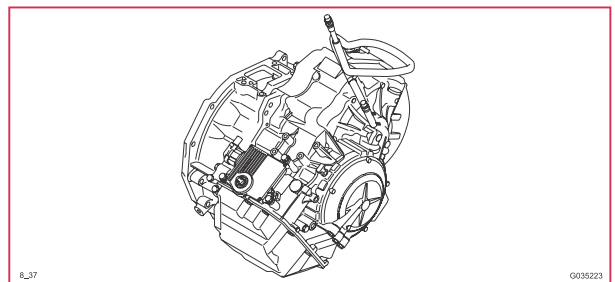
8/36 Shift lock solenoid



8/31 Passenger side airbag igniter, stage 1



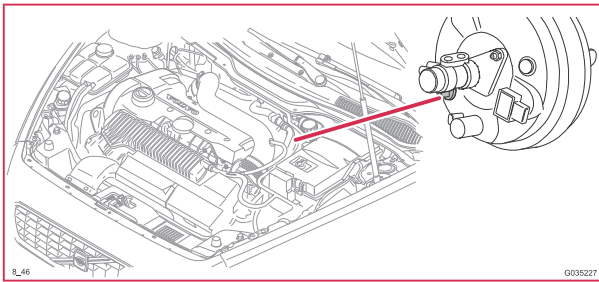
8/37 Automatic transmission



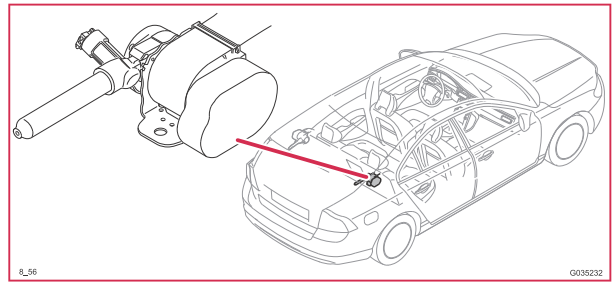
Component illustrations

8/46 - 8/62

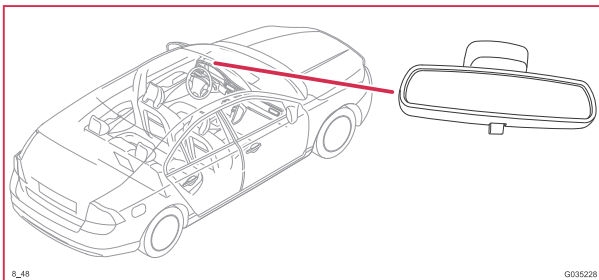
8/46 Activation unit DSTC



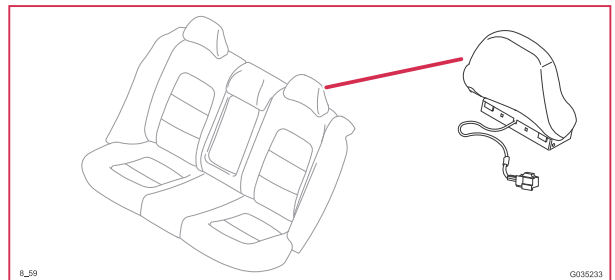
8/56 Igniter, right rear belt tensioner



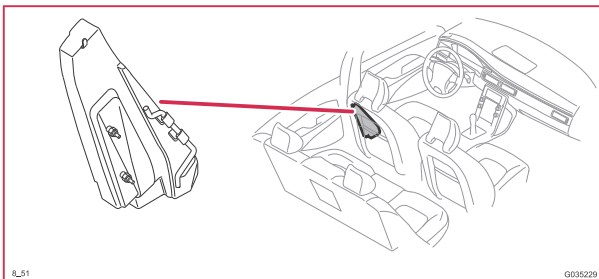
8/48 Auto-dimming rearview mirror



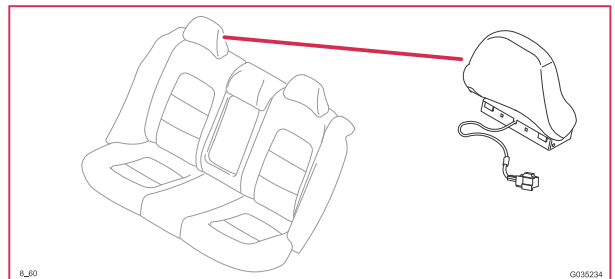
8/59 Rear left head restraint solenoid



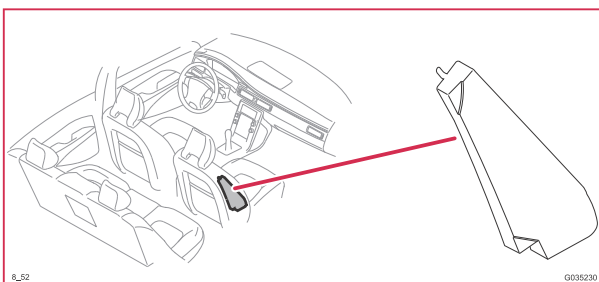
8/51 Igniter side airbag front driver's seat



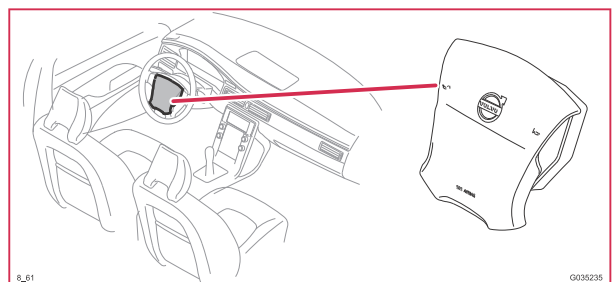
8/60 Rear right head restraint solenoid



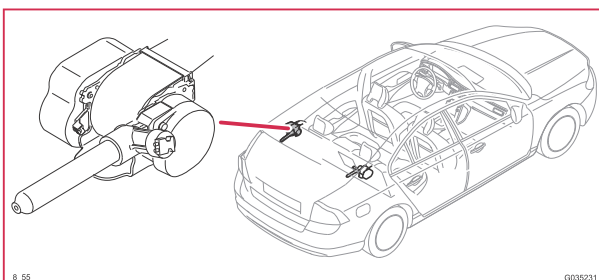
8/52 Igniter side airbag front passenger seat



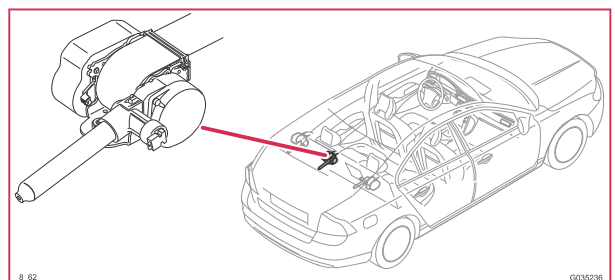
8/61 Igniter, airbag stage 2, driver's side



8/55 Igniter, left rear belt tensioner



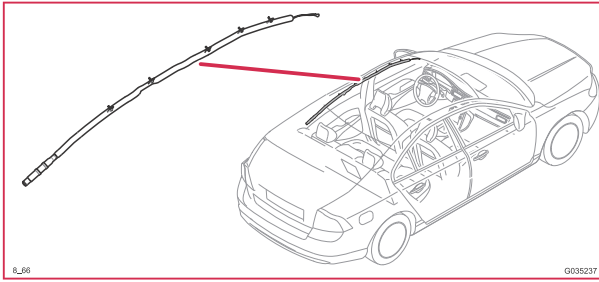
8/62 Belt tensioner igniter, center rear seat



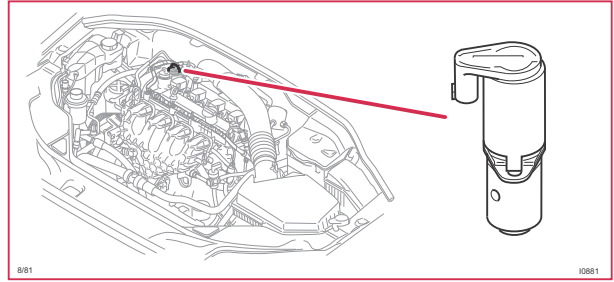
Component illustrations

8/66 - 8/99

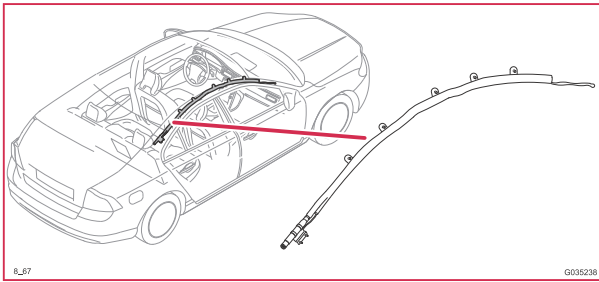
8/66 Igniter, left inflatable curtain



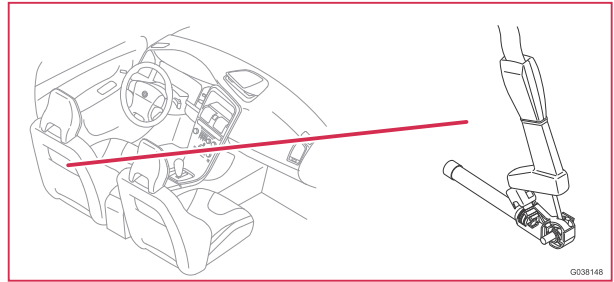
8/81 Reset valve, camshaft exhaust, 4-Cyl.



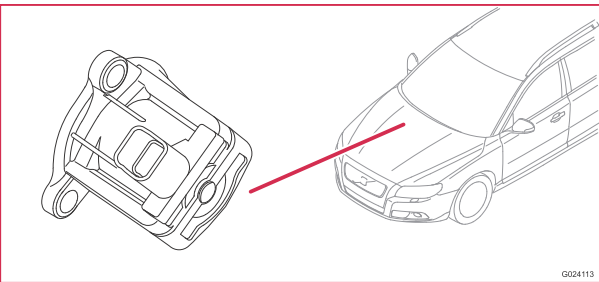
8/67 Igniter, right inflatable curtain



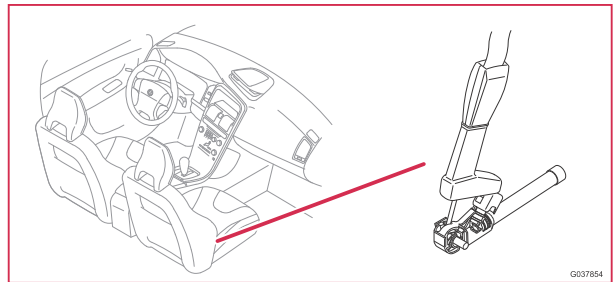
8/92 Lap belt tensioner, driver



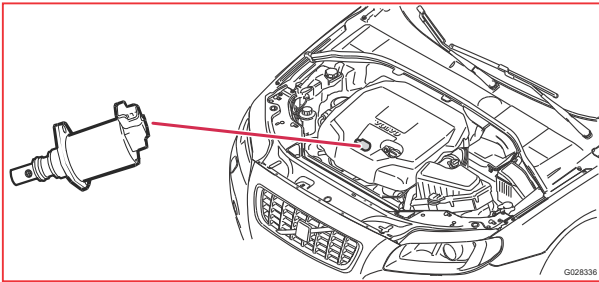
8/68 Relief valve



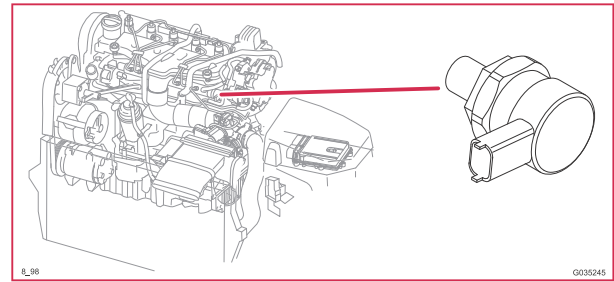
8/93 Lap belt tensioner passenger



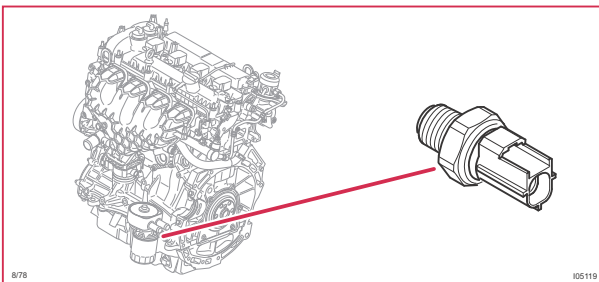
8/77 Control valve, fuel volume



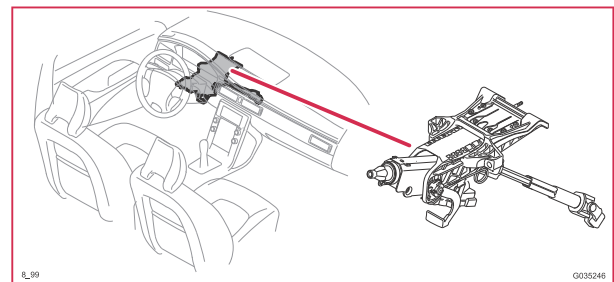
8/98 Control valve fuel pressure



8/78 Power steering pressure monitor



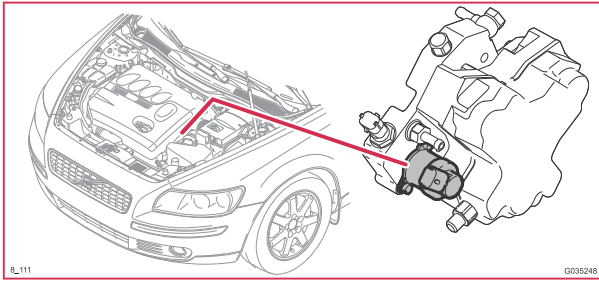
8/99 Igniter, steering column



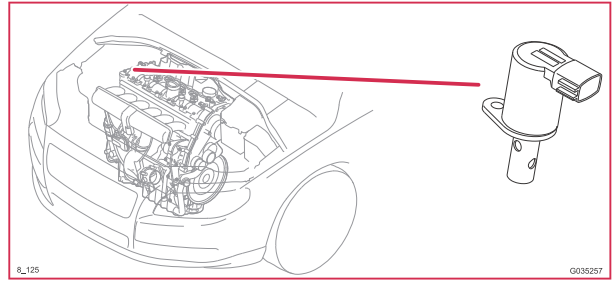
Component illustrations

8/111 - 8/134

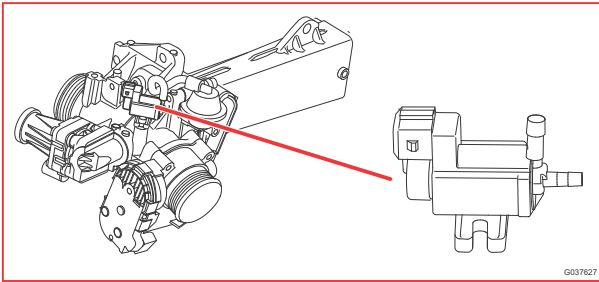
8/111 Fuel flow control valve



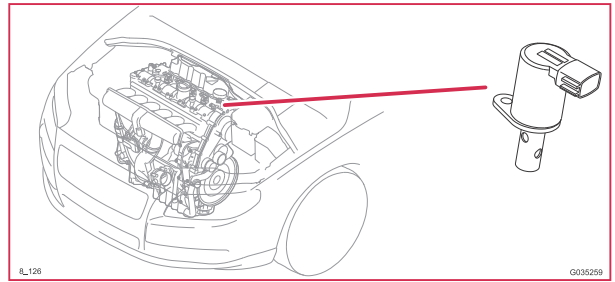
8/125 Solenoid cam profile front



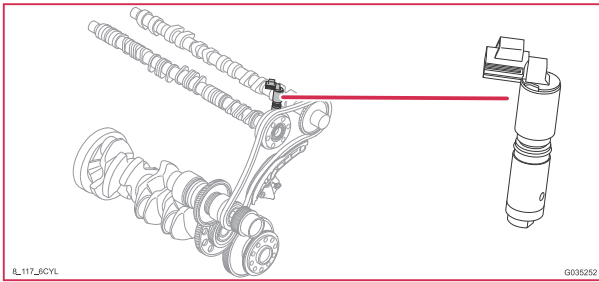
8/113 Bypass valve, EGR cooling, EURO5



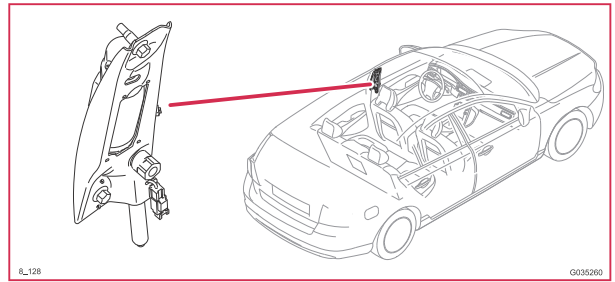
8/126 Solenoid cam profile rear



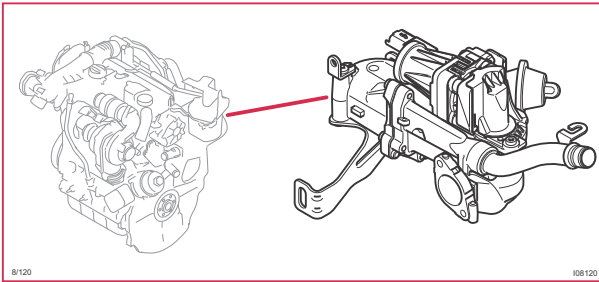
8/117 Solenoid, variable valve timing, intake, 6-Cyl.



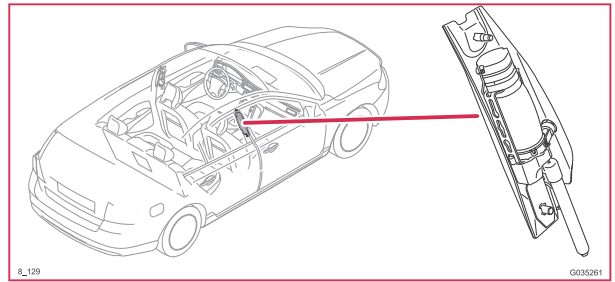
8/128 Driver's belt force limiter



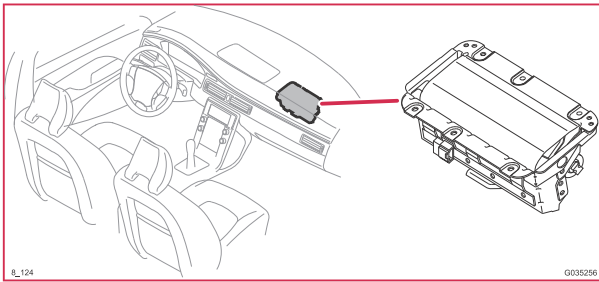
8/120 EGR valve, Diesel EURO5



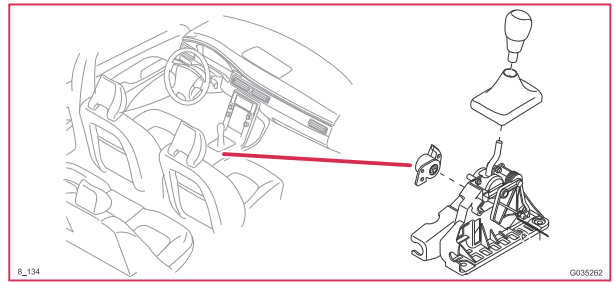
8/129 Passenger belt force limiter



8/124 Igniter, airbag stage 3, passenger side



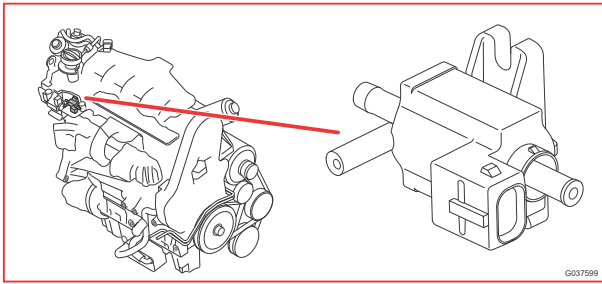
8/134 Solenoid, reverse interlock, manual



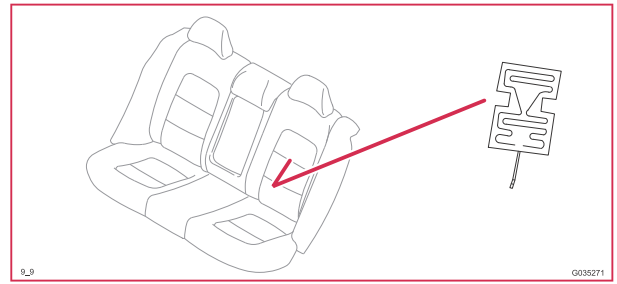
Component illustrations

8/157 - 9/13

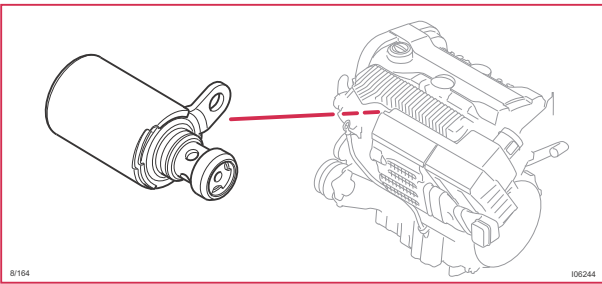
8/157 Turbocharger control valve, 5-Cyl. Diesel 2.4l



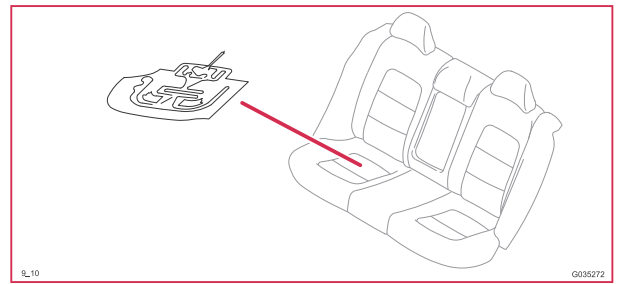
9/9 Heating element, LH rear seat backrest



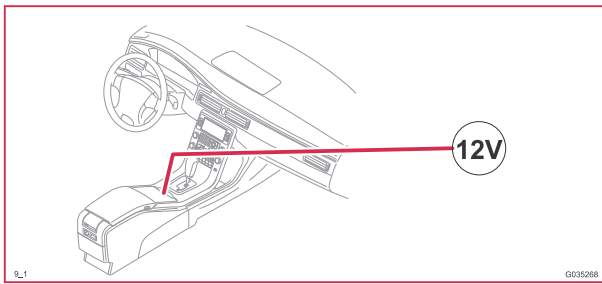
8/164 Electric piston cooling valve



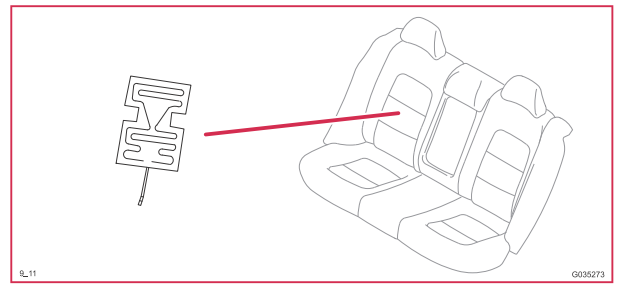
9/10 Heating element, RH rear seat cushion



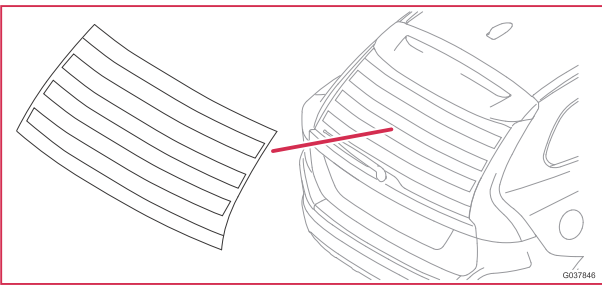
9/1 Outlet 12V front



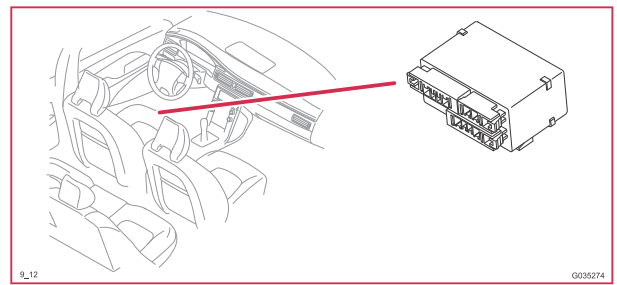
9/11 Heating element, RH rear seat backrest



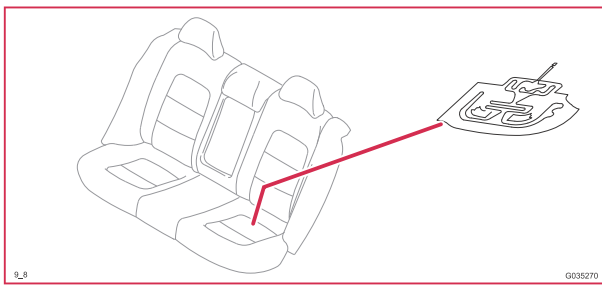
9/2 Heated rear window



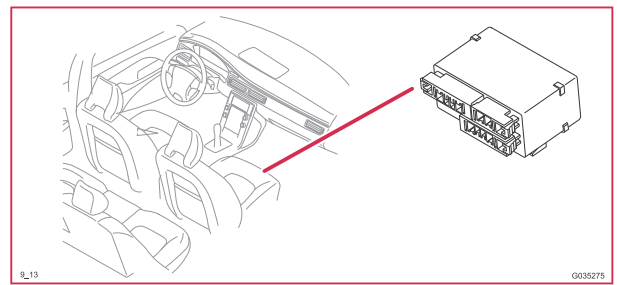
9/12 Seat heating module (SHM), driver's side



9/8 Heating element, LH rear seat cushion



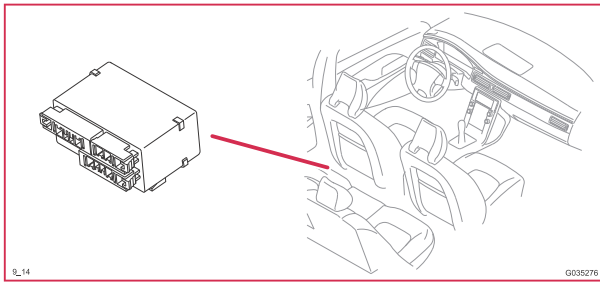
9/13 Seat heating module (SHM), passenger side



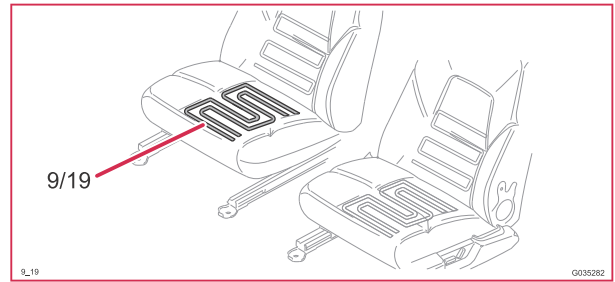
Component illustrations

9/14 - 9/38

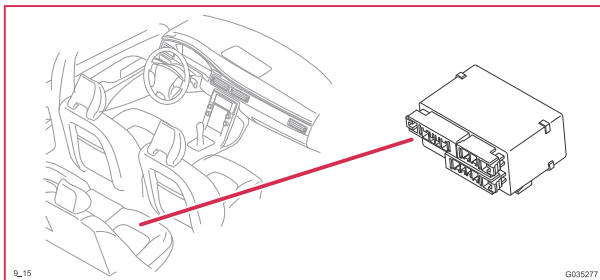
9/14 Control module, rear left seat heater



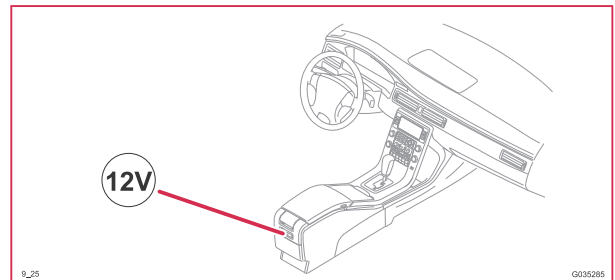
9/19 Heating element, passenger seat cushion



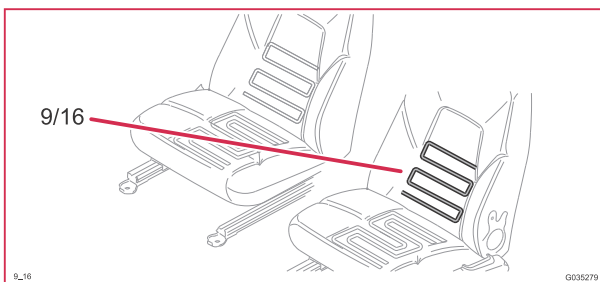
9/15 Control module, rear right seat heater



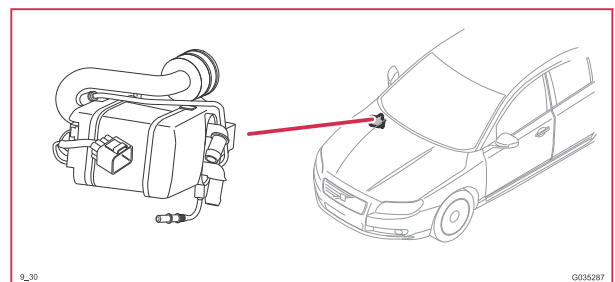
9/25 Outlet 12V rear



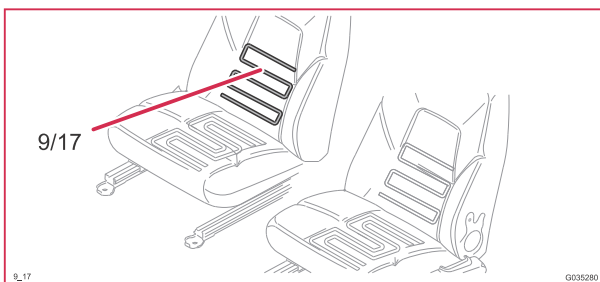
9/16 Heating element, driver's seat backrest



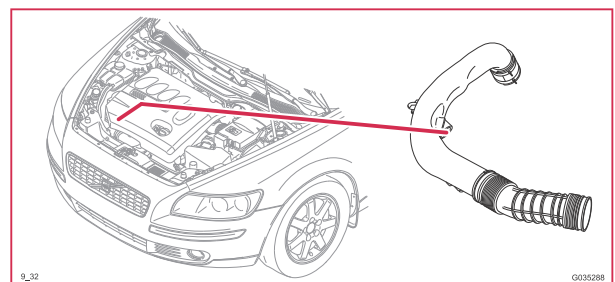
9/30 Auxiliary heater



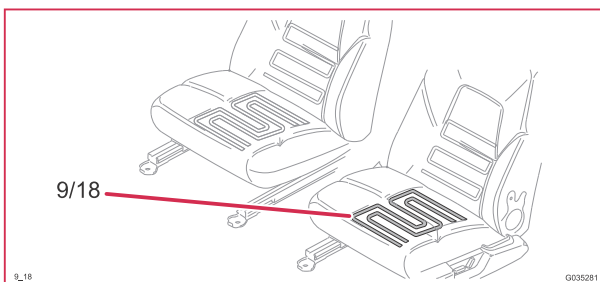
9/17 Heating element, passenger seat backrest



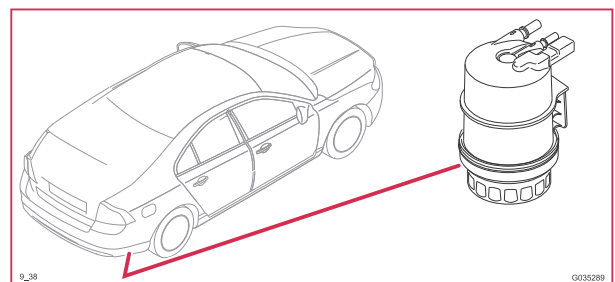
9/32 PTC resistor, crankcase ventilation



9/18 Heating element, driver's seat cushion



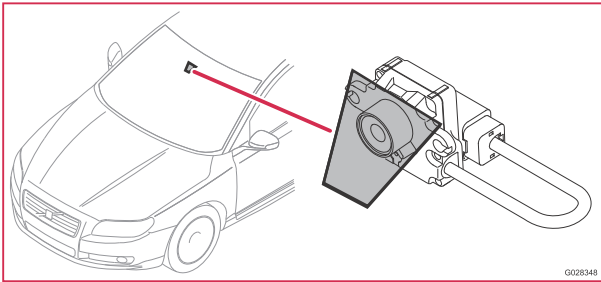
9/38 Electrically heated fuel filter



Component illustrations

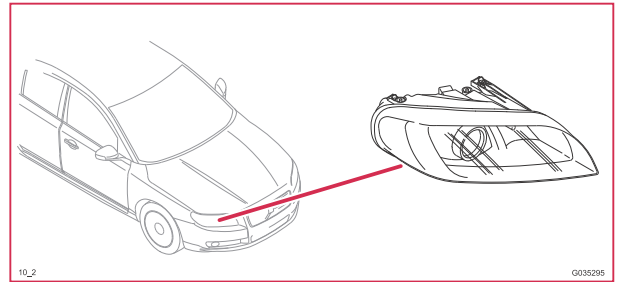
9/39 - 10/11

9/39 Heating element camera



G028348

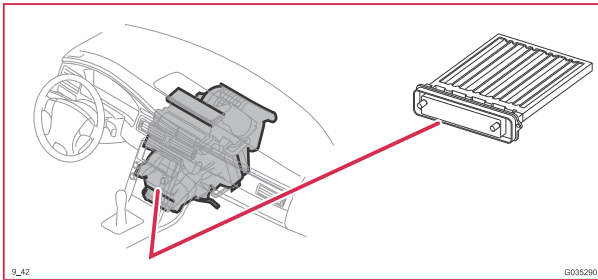
10/2 Lamp housing, front right



10_2

G035295

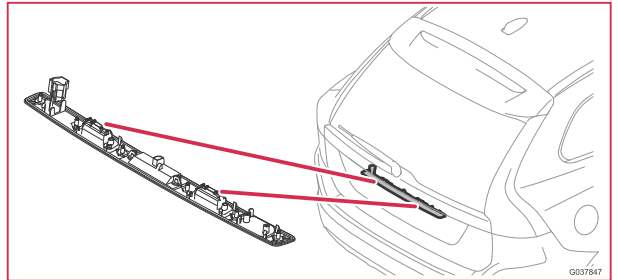
9/42 PTC-element



9_42

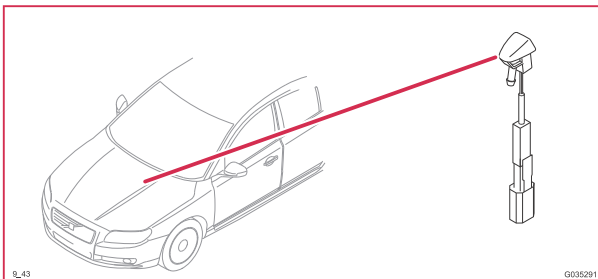
G035290

10/3 License plate lighting



G037847

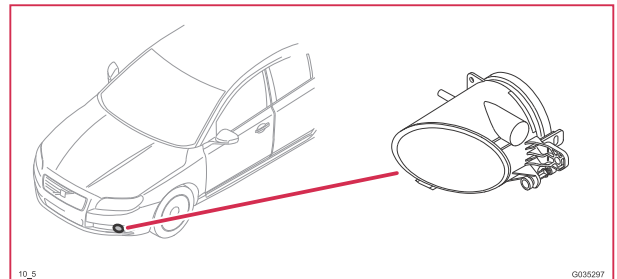
9/43 Heated windshield washer nozzle, left



9_43

G035291

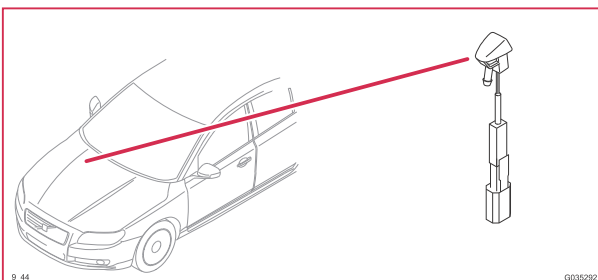
10/5 Fog lights, front left



10_5

G035297

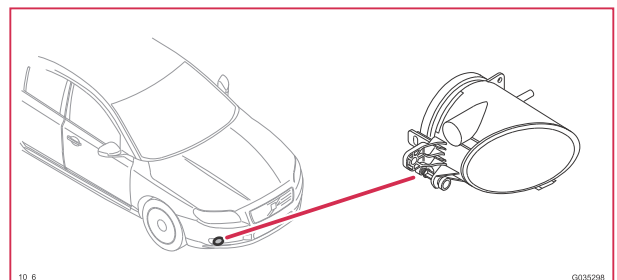
9/44 Heated windshield washer nozzle, right



9_44

G035292

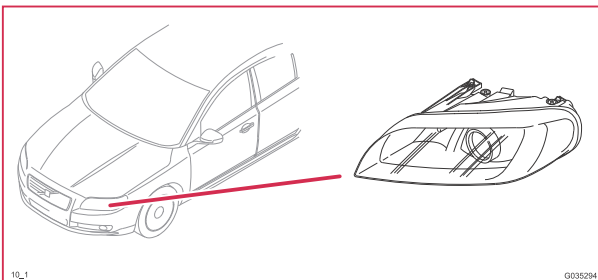
10/6 Fog lights, front right



10_6

G035298

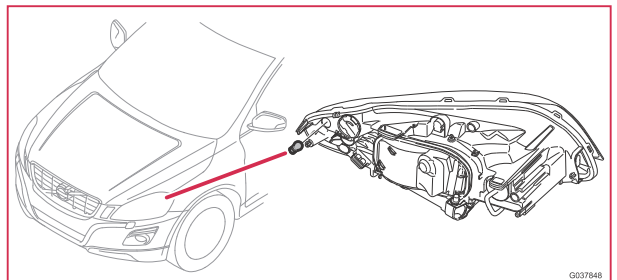
10/1 Lamp housing, front left



10_1

G035284

10/11 Running/parking light, front left

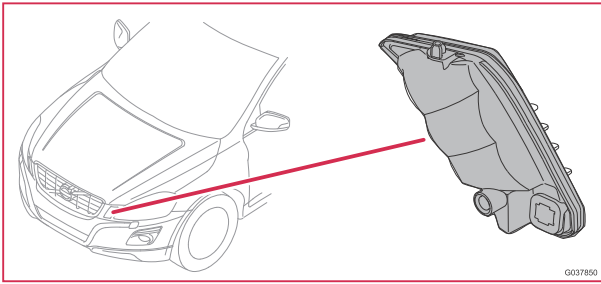


G037848

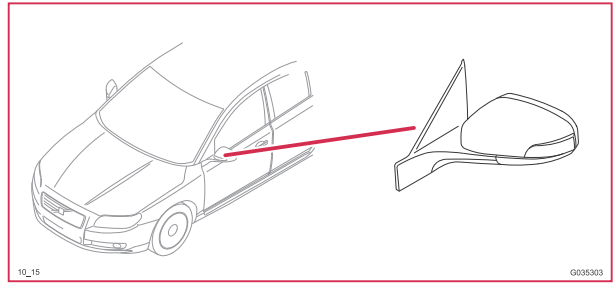
Component illustrations

10/11 - 10/19

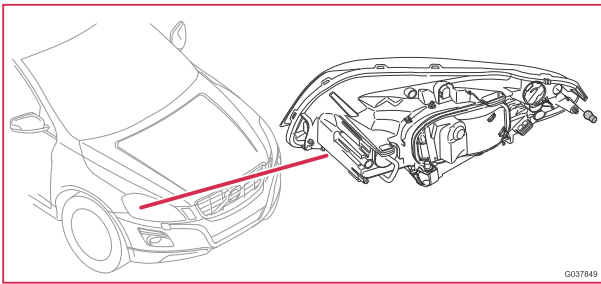
10/11 Running/parking light, front left



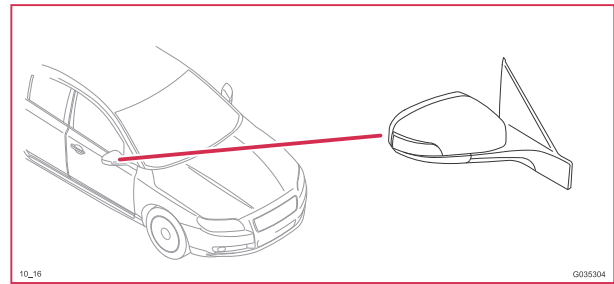
10/15 Direction indicator, left door mirror



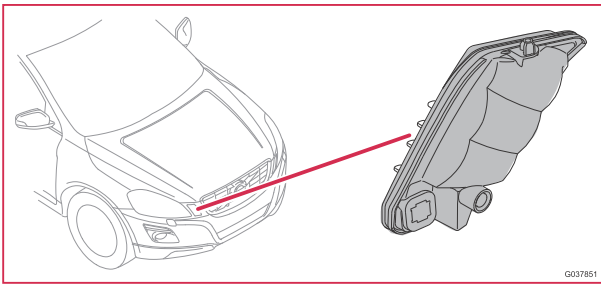
10/12 Running/parking light, front right



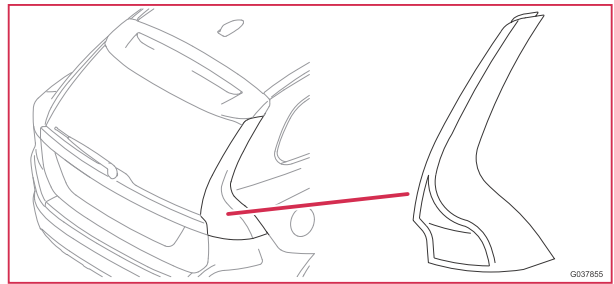
10/16 Direction indicator, right door mirror



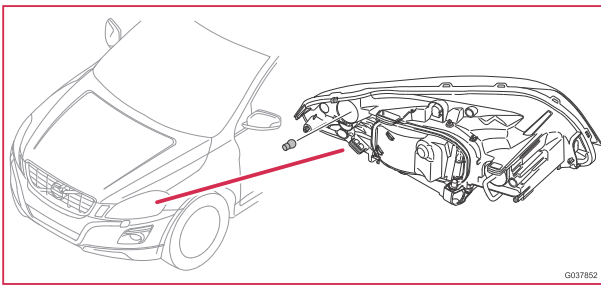
10/12 Running/parking light, front right



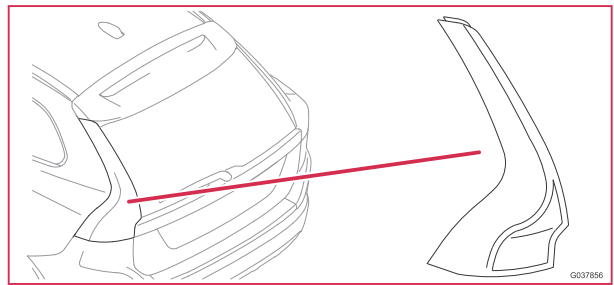
10/17 Lamp housing, rear right



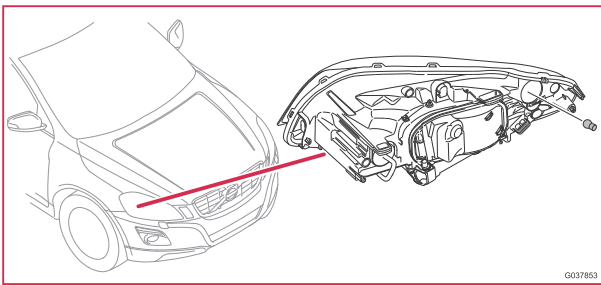
10/13 Direction indicator, front left



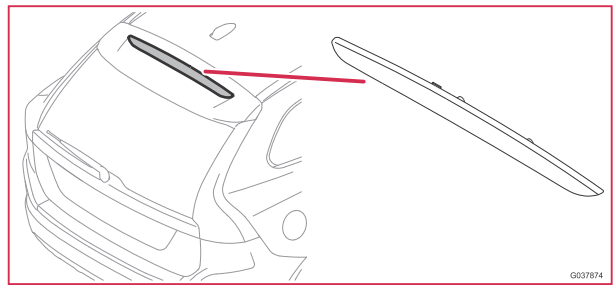
10/18 Lamp housing, rear left



10/14 Direction indicator, front right



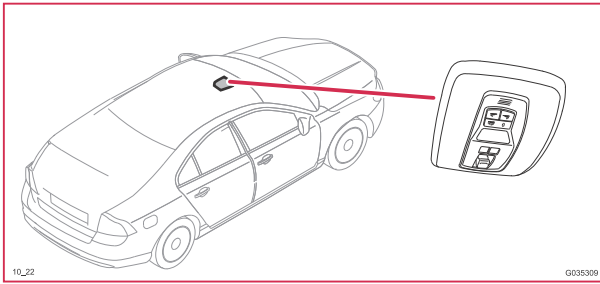
10/19 Brake lights extra



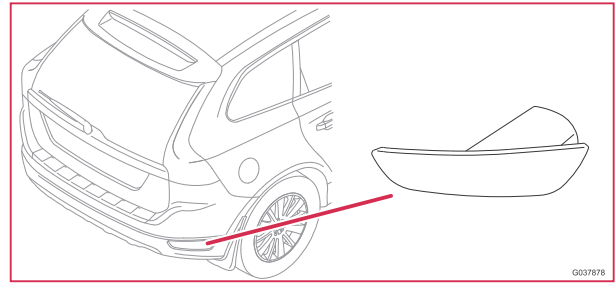
Component illustrations

10/22 - 10/51

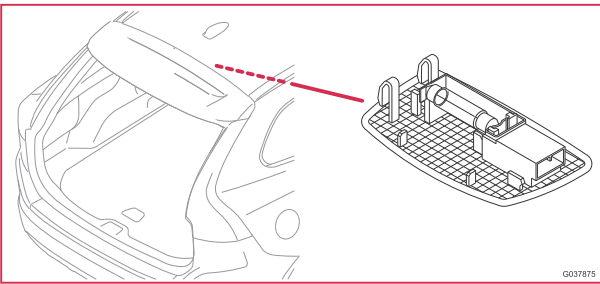
10/22 Ceiling light



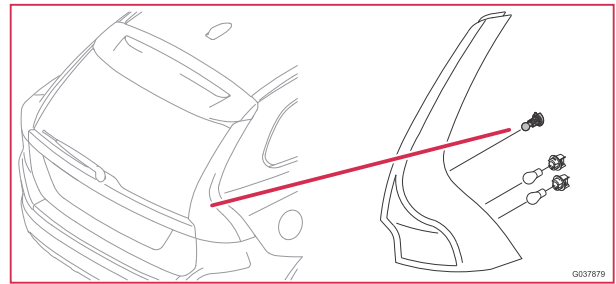
10/46 Fog lights, rear right



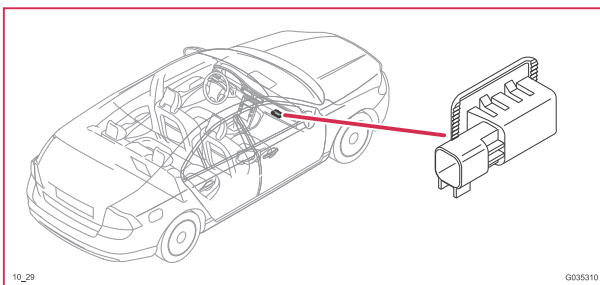
10/25 Ceiling light cargo compartment



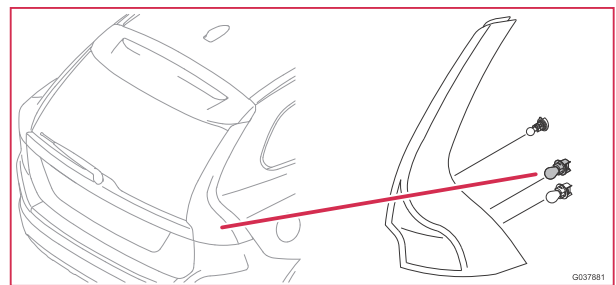
10/47 Direction indicator, right rear



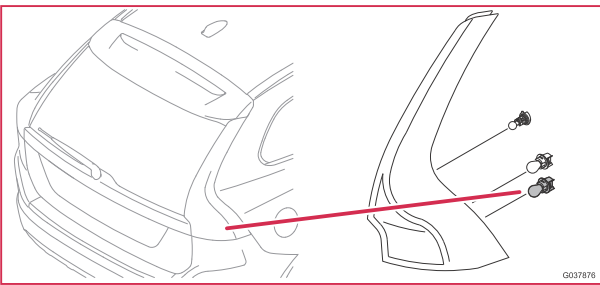
10/29 Glove compartment lighting



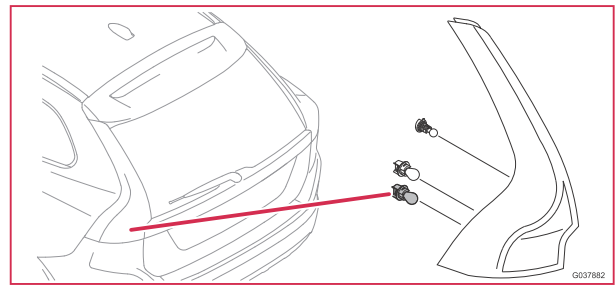
10/48 Reversing lights, right



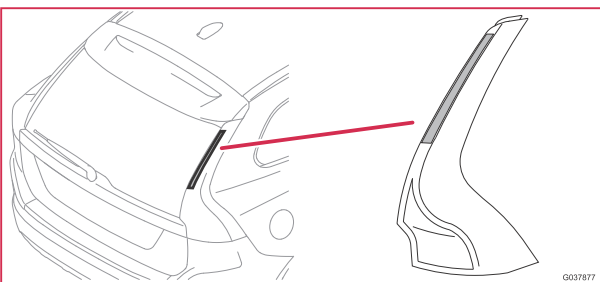
10/43 Brake lights, right



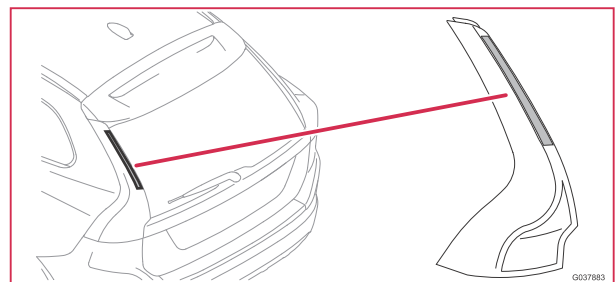
10/50 Brake lights, left



10/44 Tail light 1, right



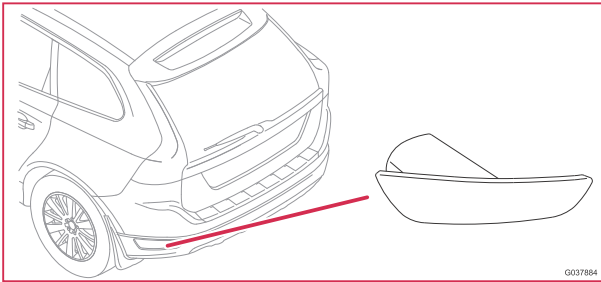
10/51 Tail light 1, left



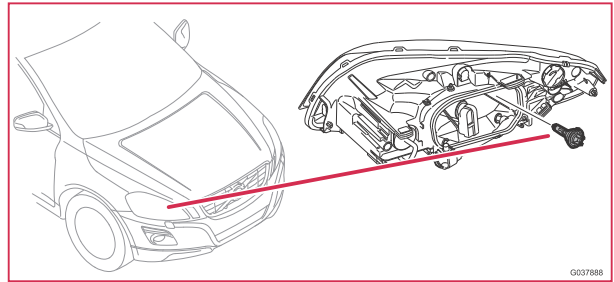
Component illustrations

10/53 - 10/72

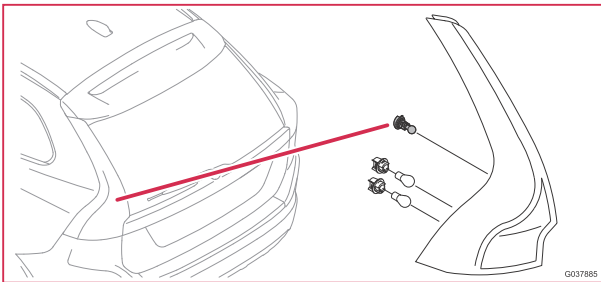
10/53 Fog lights, rear left



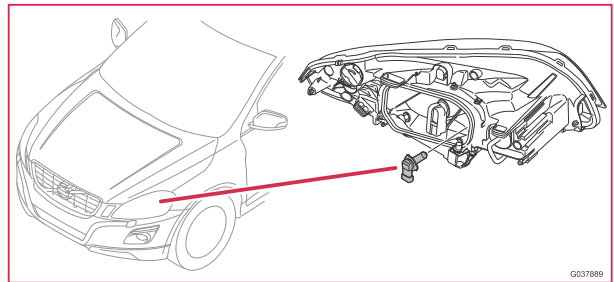
10/66 Low beam, right



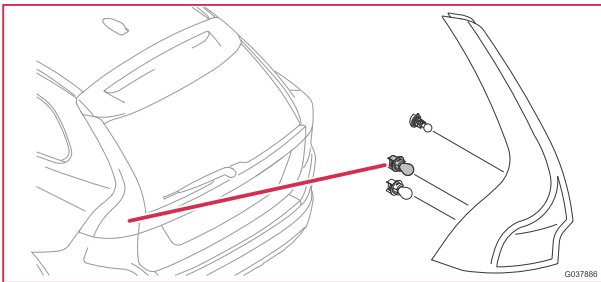
10/54 Direction indicator, left rear



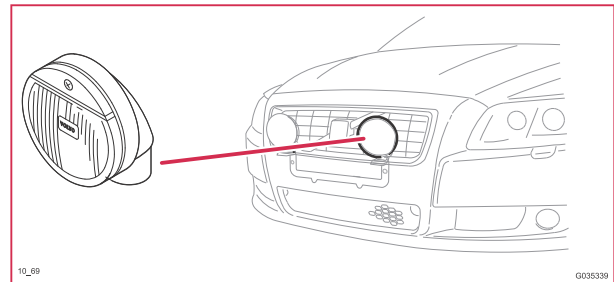
10/68 High beam, left



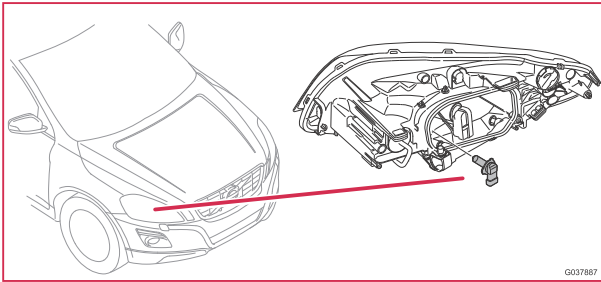
10/55 Reversing lights, left



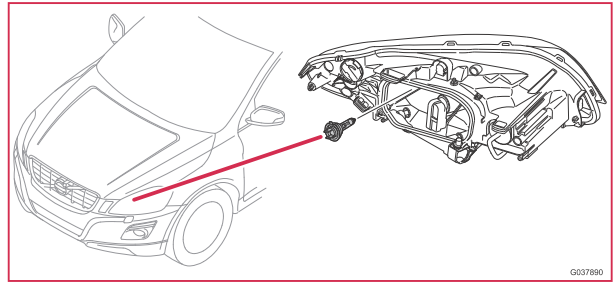
10/69 Auxiliary lights, front left



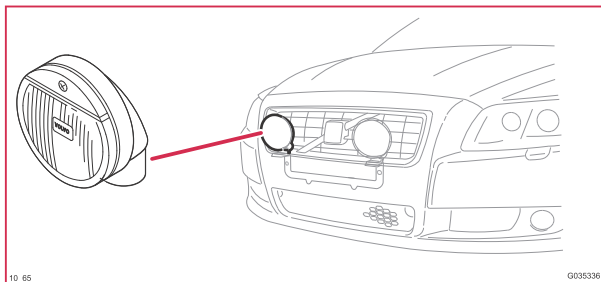
10/64 High beam, right



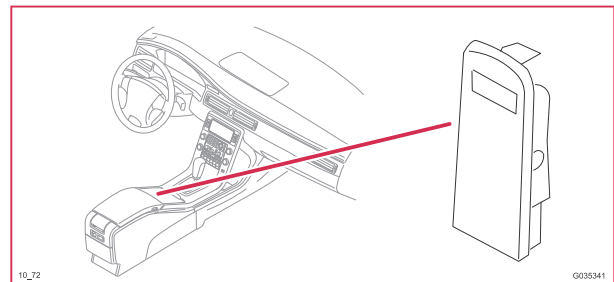
10/70 Low beam, left



10/65 Auxiliary lights, front right



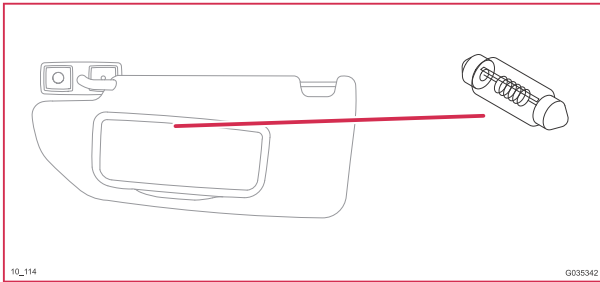
10/72 Front ashtray lighting



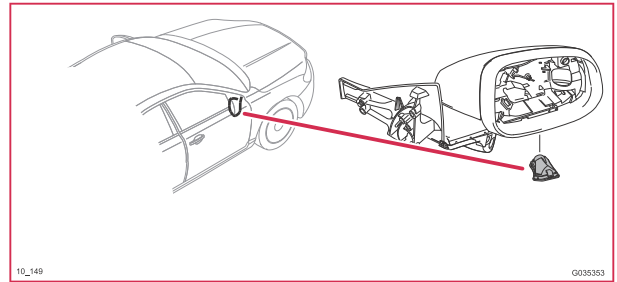
Component illustrations

10/114 - 10/250

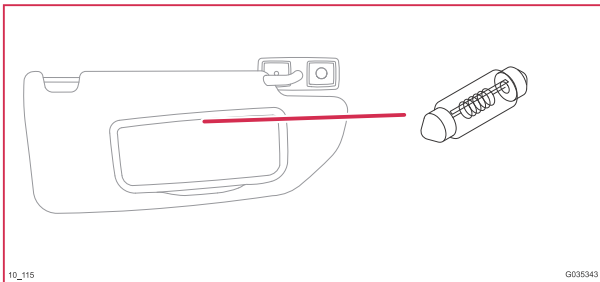
10/114 Vanity mirror lighting, left



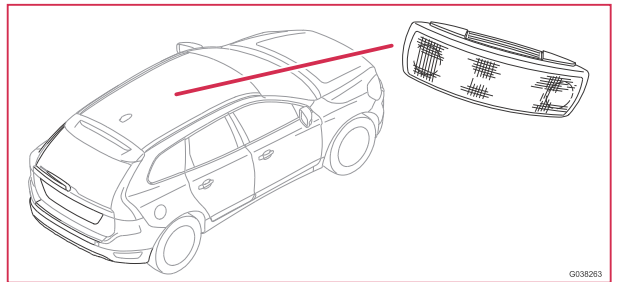
10/149 Lighting, right front door mirror



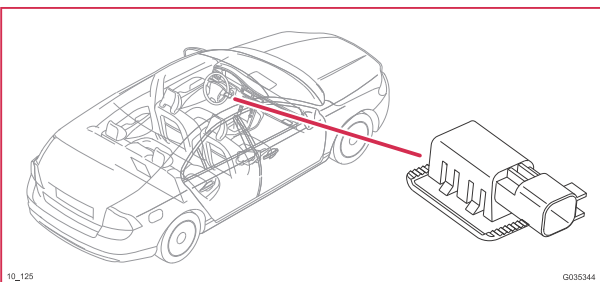
10/115 Vanity mirror lighting, right



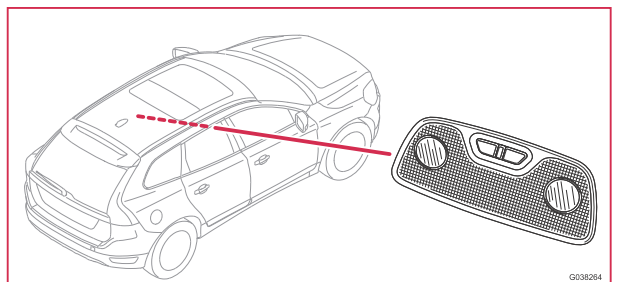
10/150A Rear reading light



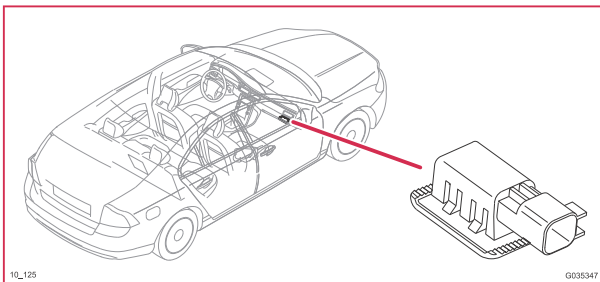
10/125 Left-hand front courtesy lighting



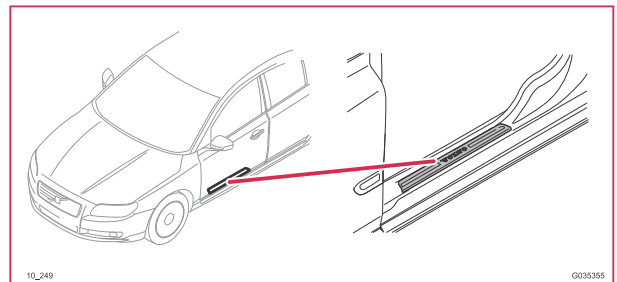
10/150B Rear reading light



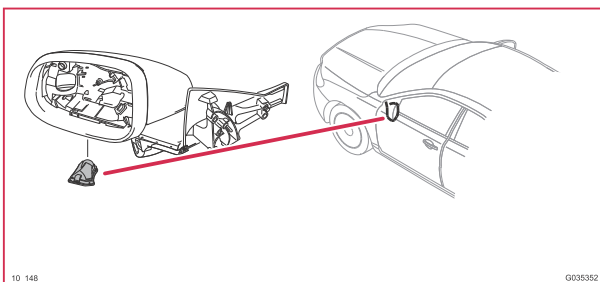
10/126 Right-hand front courtesy lighting



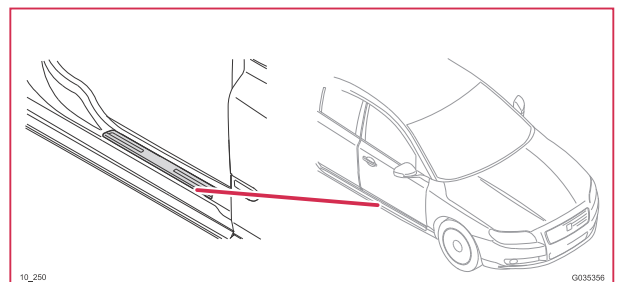
10/249 Sill lighting, front driver's side



10/148 Lighting, left front door mirror



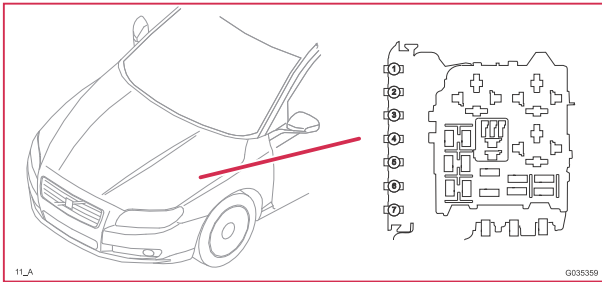
10/250 Sill lighting, front passenger side



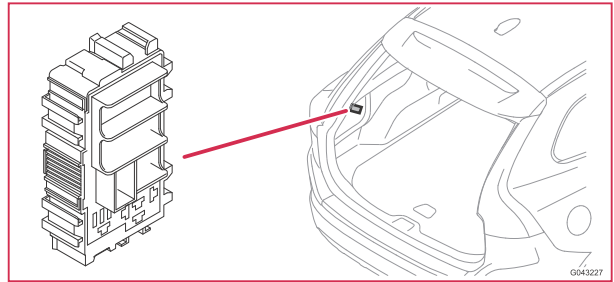
Component illustrations

11A/no. - 16/3

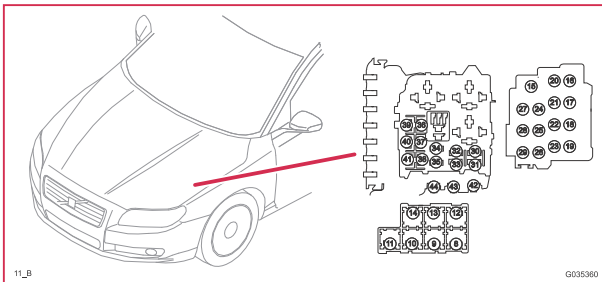
11A/no. Main fuses in engine compartment fuse box



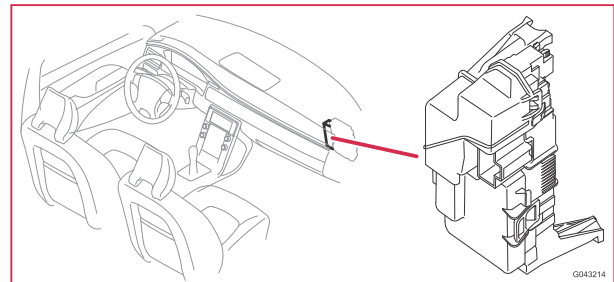
15/32 Distribution box in cargo compartment



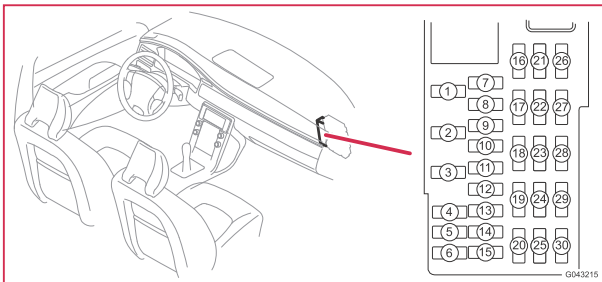
11B/no. Fuses in engine compartment fuse box



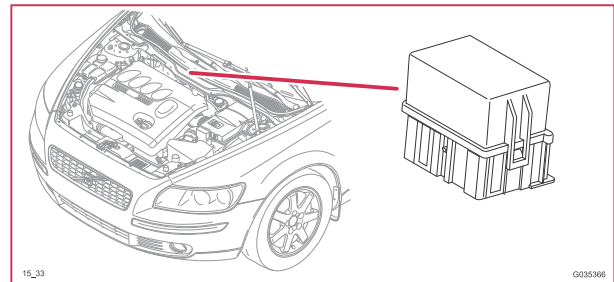
15/36 Distribution box in passenger compartment



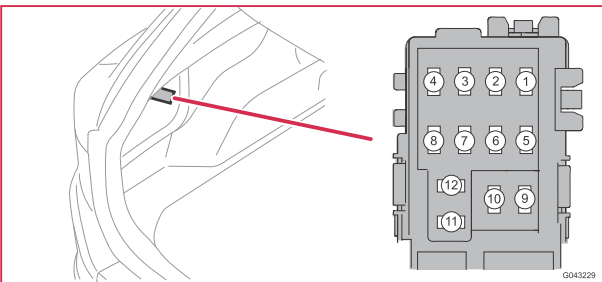
11C/no. Fuses in distribution box passenger compartment



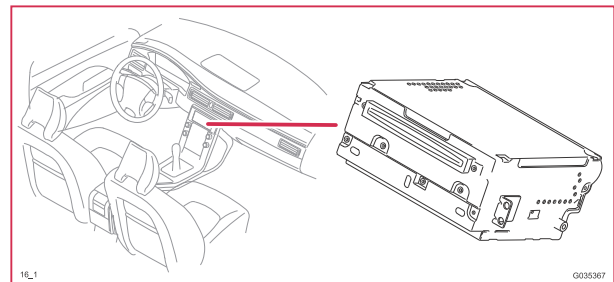
15/37 Engine compartment cold zone



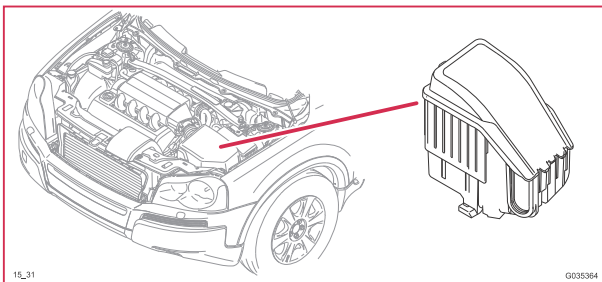
11D/A Fuses in cargo compartment fuse box



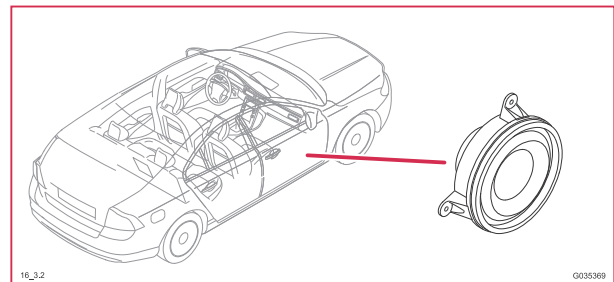
16/1 Integrated Audio Module (IAM)



15/31 Distribution box in engine compartment



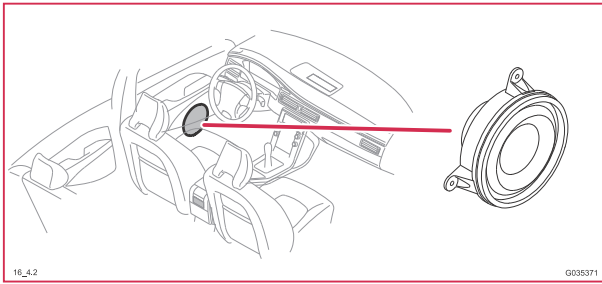
16/3 Right-hand front door speaker



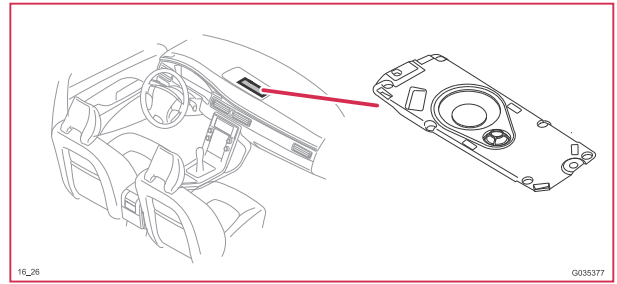
Component illustrations

16/4 - 16/36

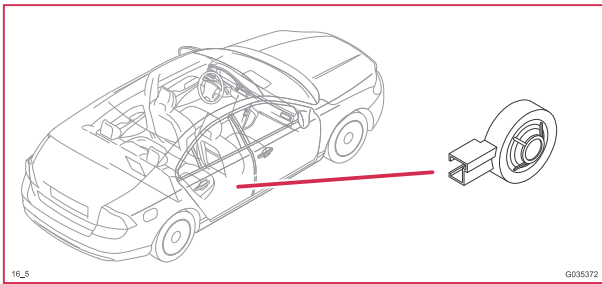
16/4 Left-hand front door speaker



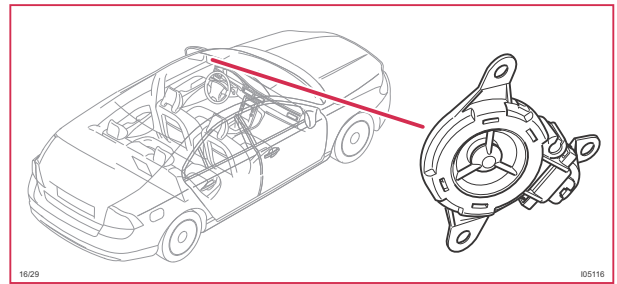
16/26 Speaker, dashboard middle



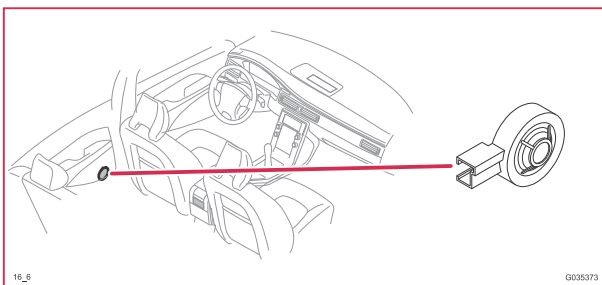
16/5 Speaker, right rear door



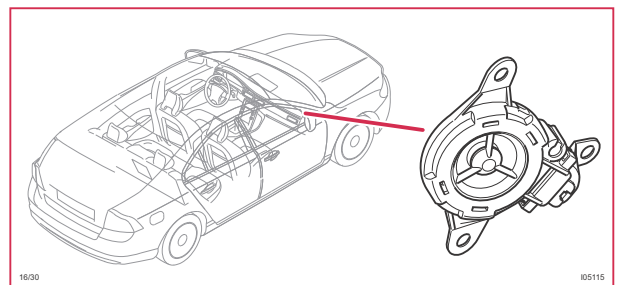
16/29 Loudspeaker mid-range left front



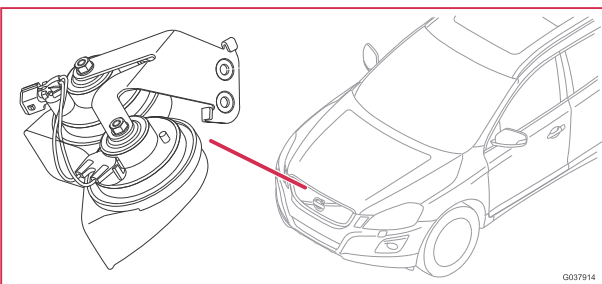
16/6 Speaker, left rear door



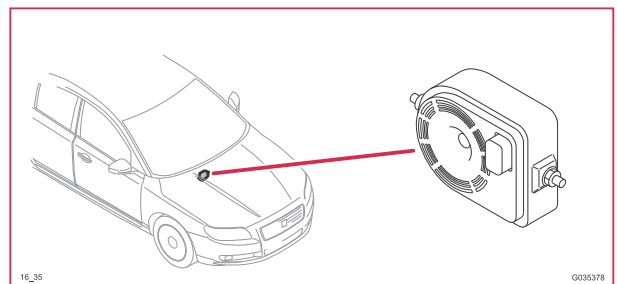
16/30 Loudspeaker mid-range right front



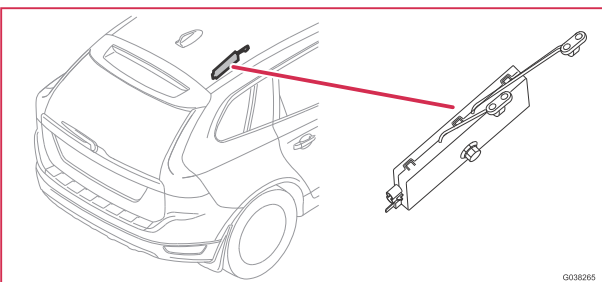
16/10 Horn



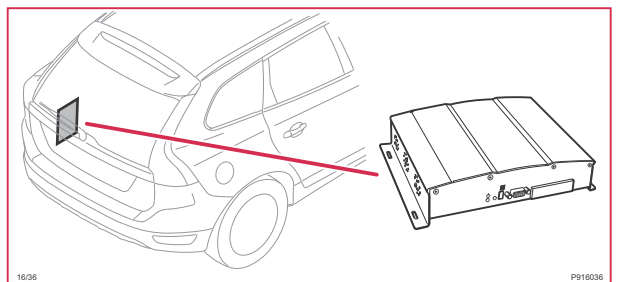
16/35 Siren control module (SCM)



16/16 Window antenna amplifier



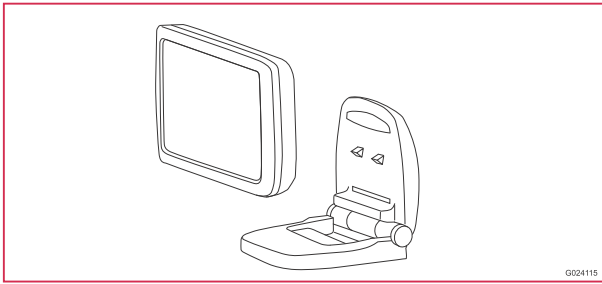
16/36 TV receiver



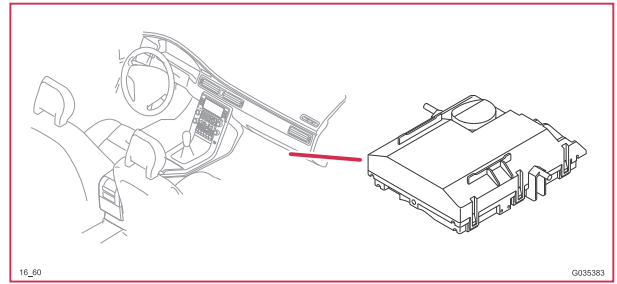
Component illustrations

16/45 - 16/98

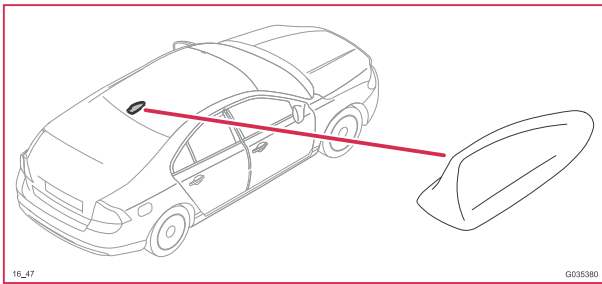
16/45 Navigation system & Traffic information, portable



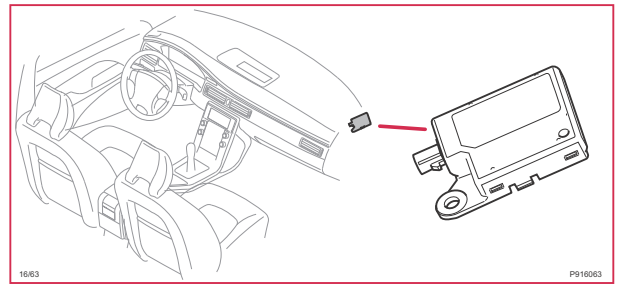
16/60 Phone module (PHM)



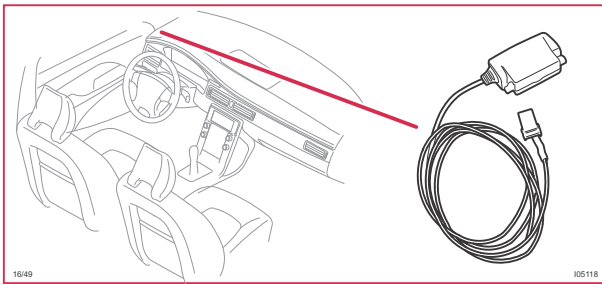
16/47 Antenna GSM/GPS/RDAR



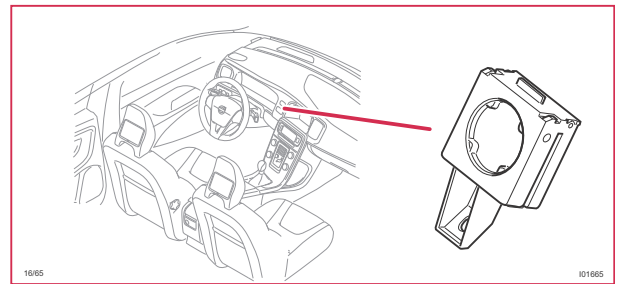
16/63 GPS antenna, cellular phone



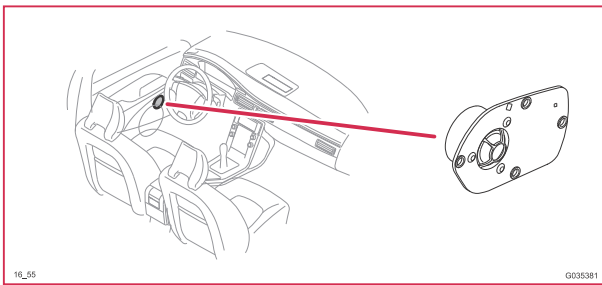
16/49 Traffic message channel module (TMC)



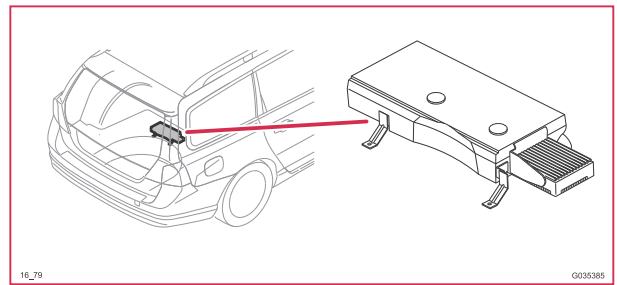
16/65 Immobilizer Antenna Unit (IAU)



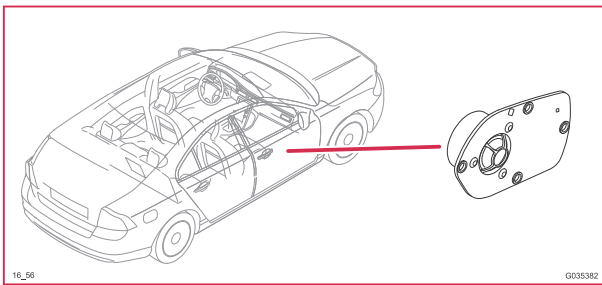
16/55 Treble speaker, left front door



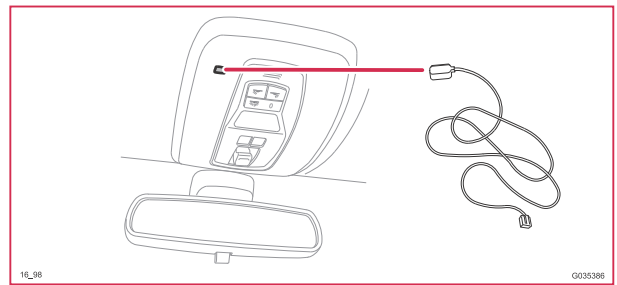
16/79 Subwoofer Module (SUB)



16/56 Treble speaker, right front door



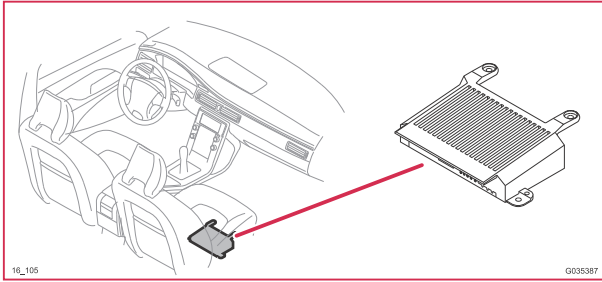
16/98 Microphone



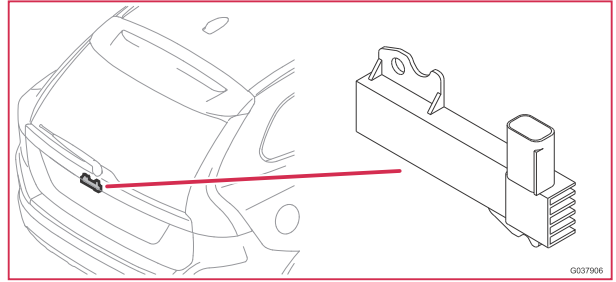
Component illustrations

16/105 - 16/136

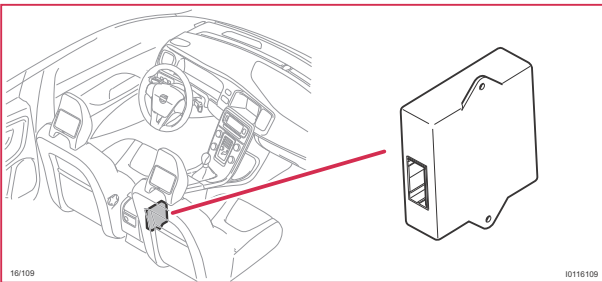
16/105 Audio module(AUD)



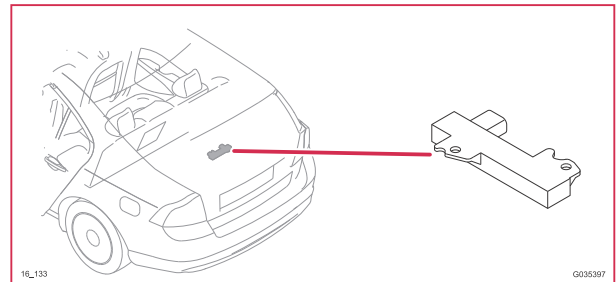
16/132 Antenna door lock tailgate



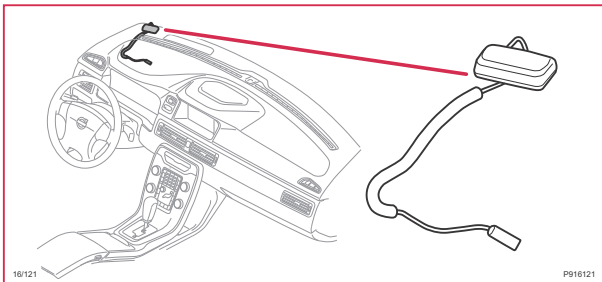
16/109 RSE control module



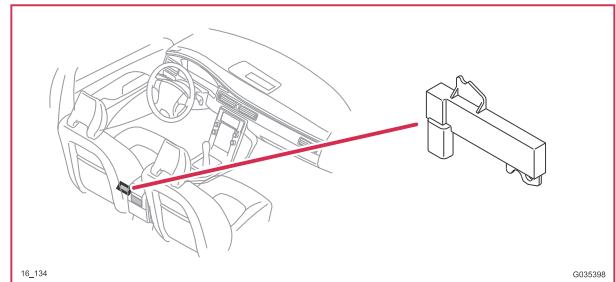
16/133 Antenna, door lock, cargo compartment



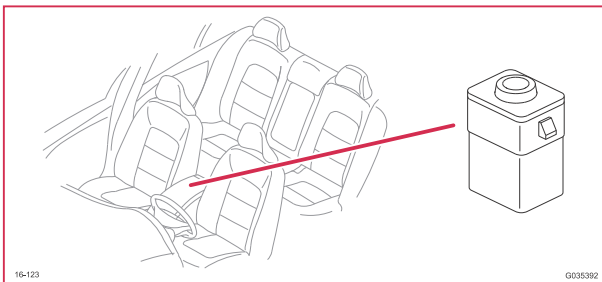
16/121 VICS-antenna



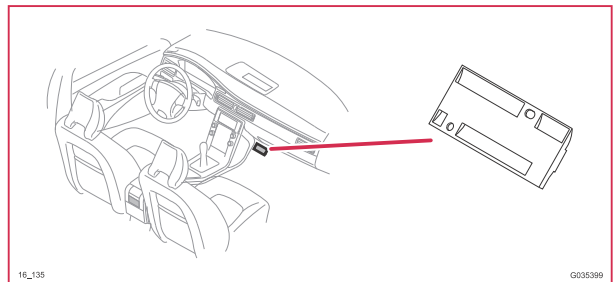
16/134 Antenna, door lock, passenger compartment 2



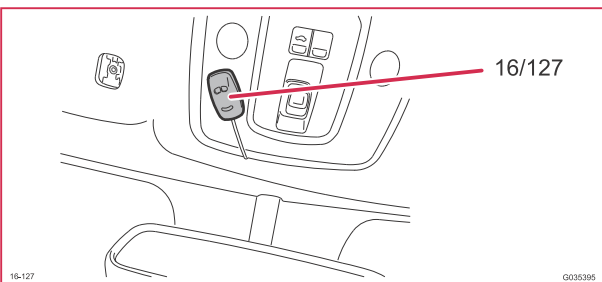
16/123 External equipment input (AUX)



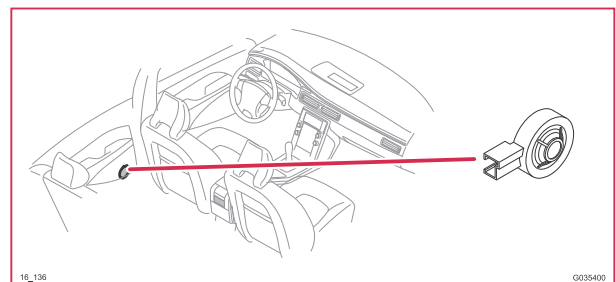
16/135 Antenna, door lock, passenger compartment 3



16/127 Microphone, handsfree cellular phone



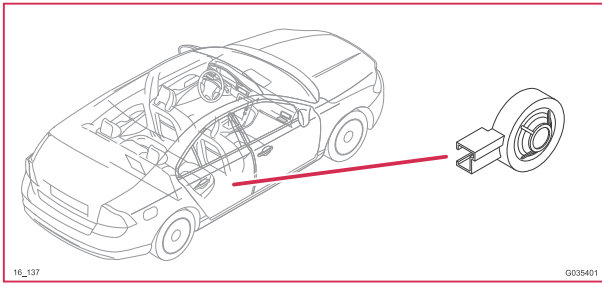
16/136 LH rear door tweeter



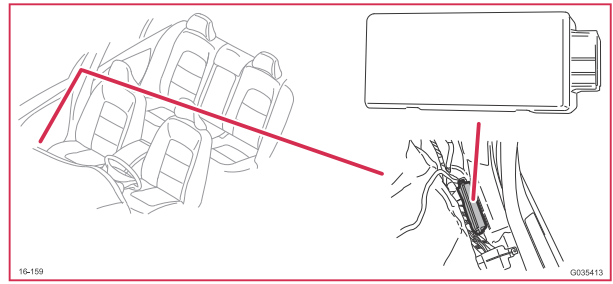
Component illustrations

16/137 - 16/181

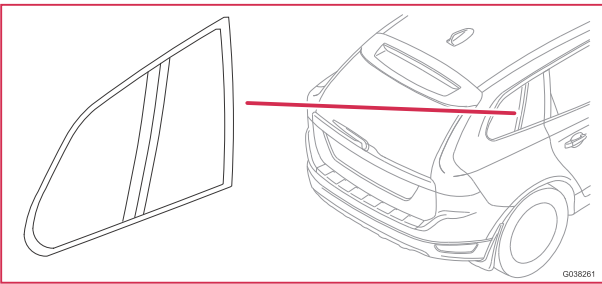
16/137 RH rear door tweeter



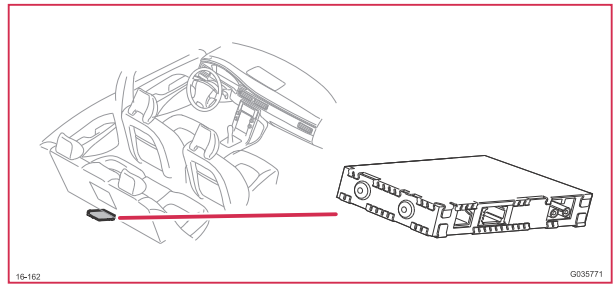
16/159 Control module, cellular phone handsfree



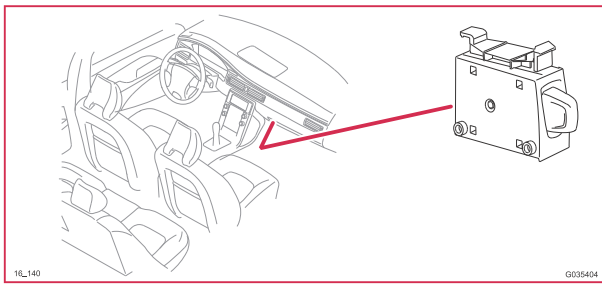
16/138 Right-hand rear window antenna



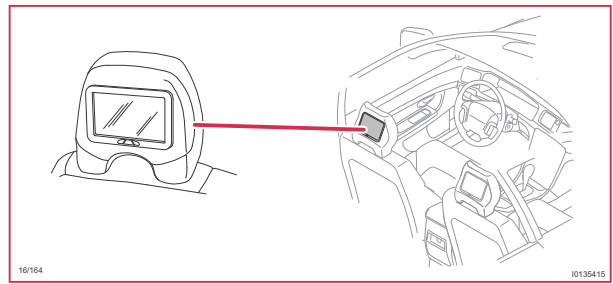
16/162 Digital Audio Broadcast Module (DABM)



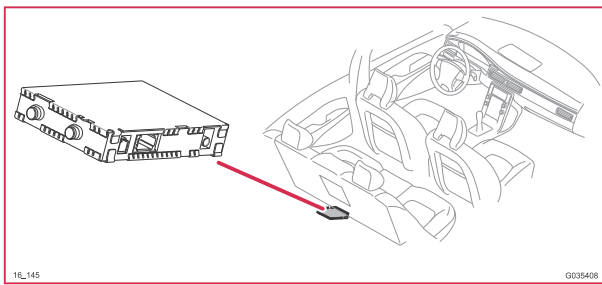
16/140 SIM card reader



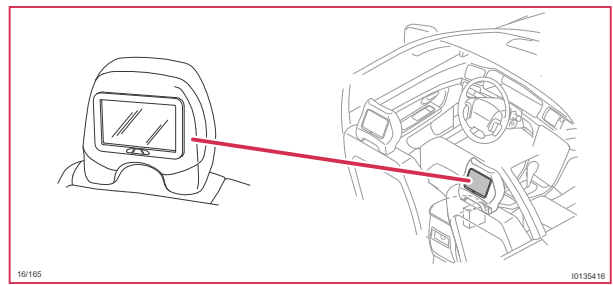
16/164 Display & DVD headrest left (RSE)



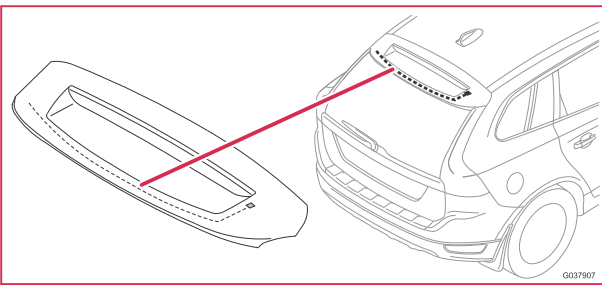
16/145 Remote Digital Audio Receiver (RDAR)



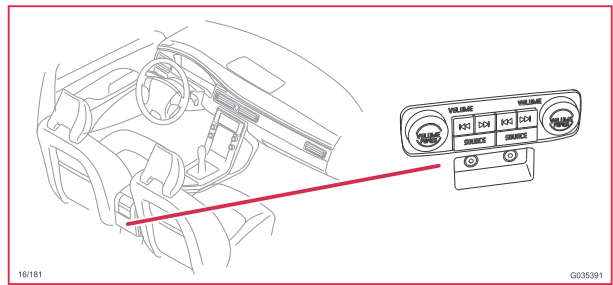
16/165 Display & DVD headrest right (RSE)



16/154 Antenna spoiler rear



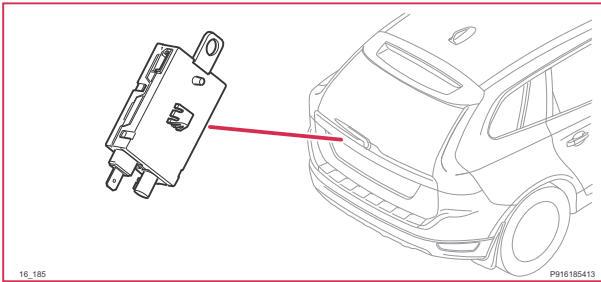
16/181 Rear headphone sockets



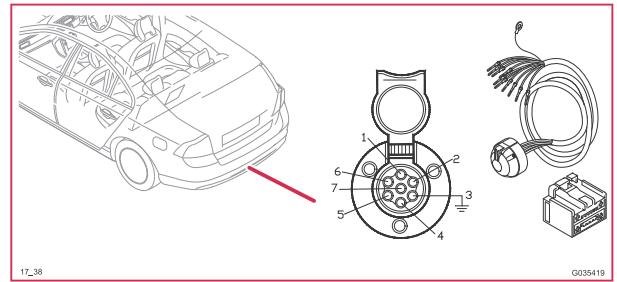
Component illustrations

16/185 - 17/45

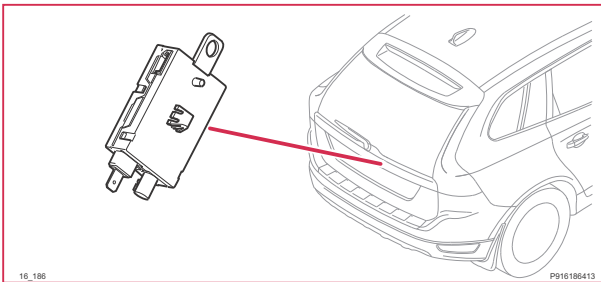
16/185 TV Antenna 1



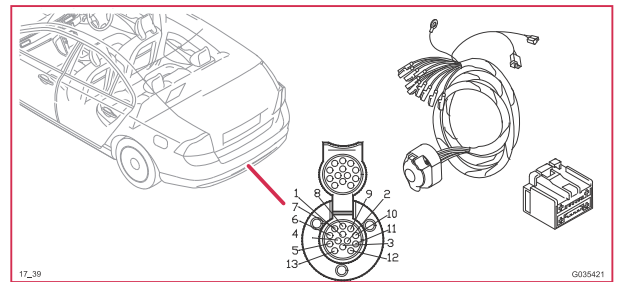
17/38 7-pin outlet, tow hitch cable harness



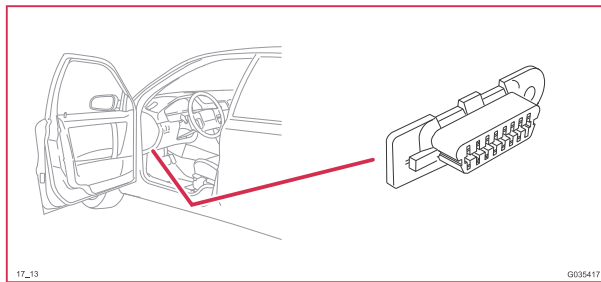
16/186 TV-Antenna 2



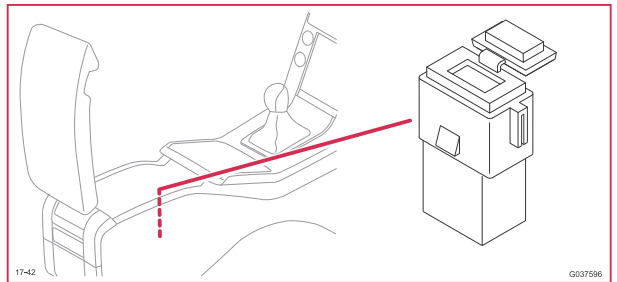
17/39 13-pin outlet, tow hitch cable harness



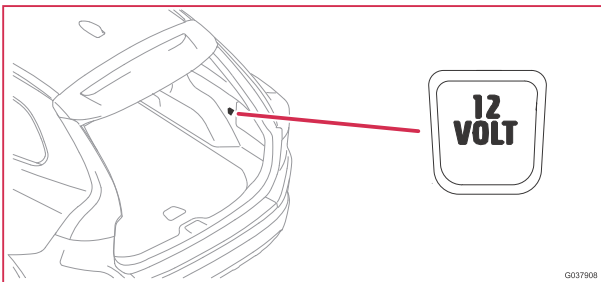
17/13 Data link connector



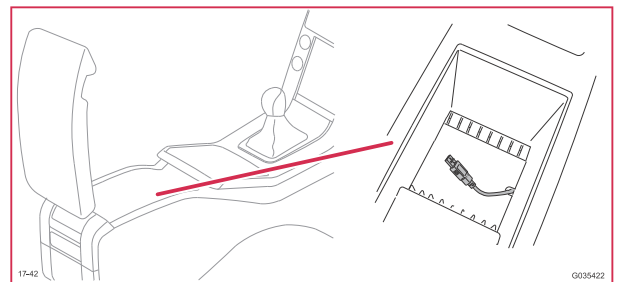
17/42 USB-port



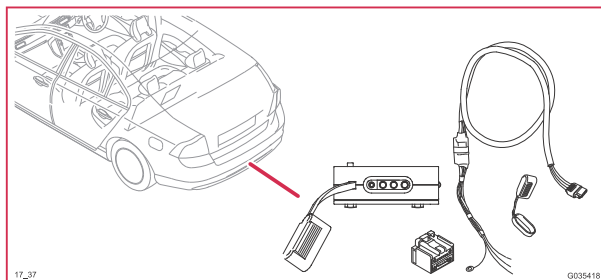
17/19 12 V outlet, cargo compartment



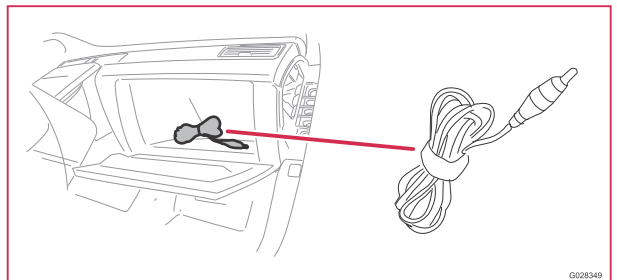
17/42 USB-port, Accessories



17/37 4-pin outlet, tow hitch cable harness



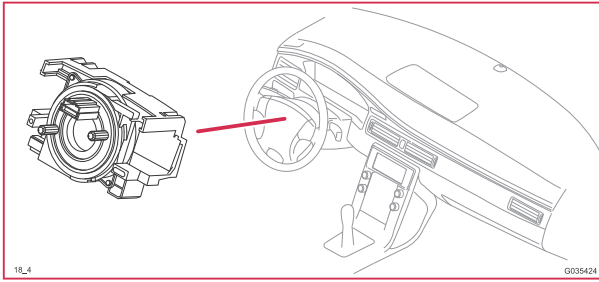
17/45 Alcolock outlet



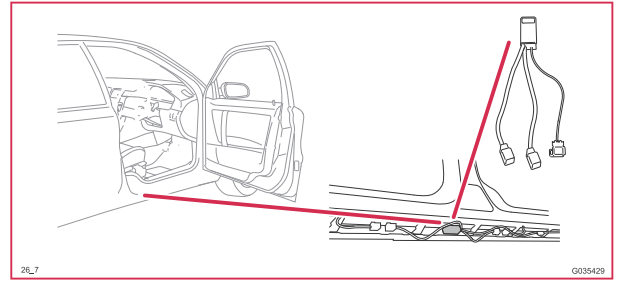
Component illustrations

18/4 - 27/4

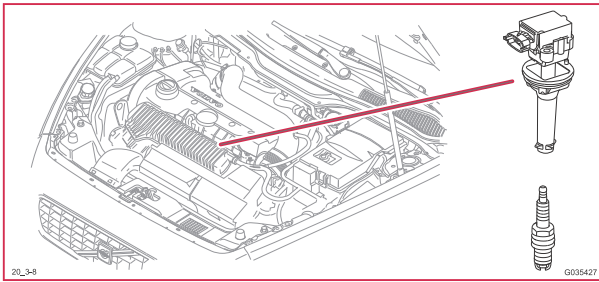
18/4 Contact reel



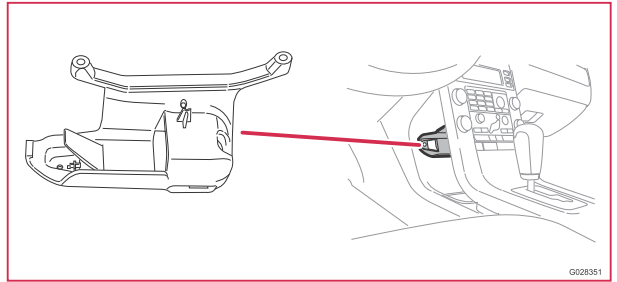
26/7 Converter/control module, sill moldings, passenger side



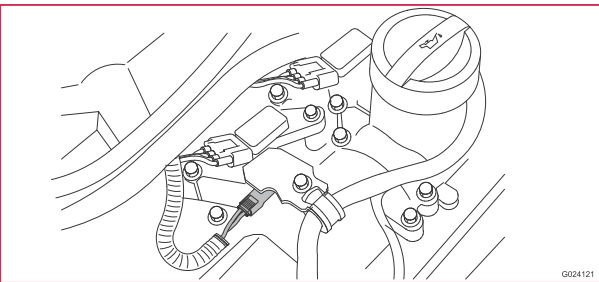
20/3-8 Spark plug and ignition coil



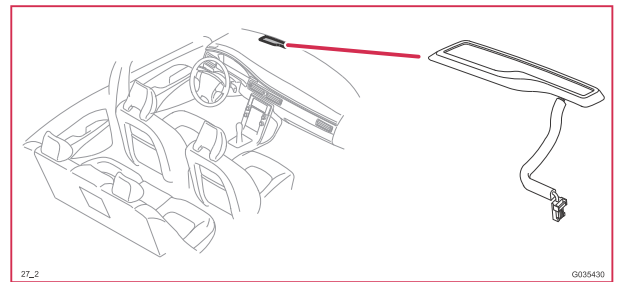
26/8 Alcolock charging cradle



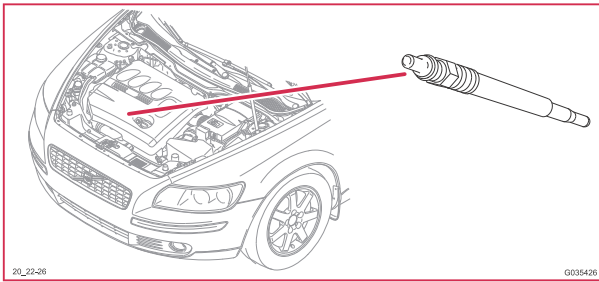
20/16 Capacitor



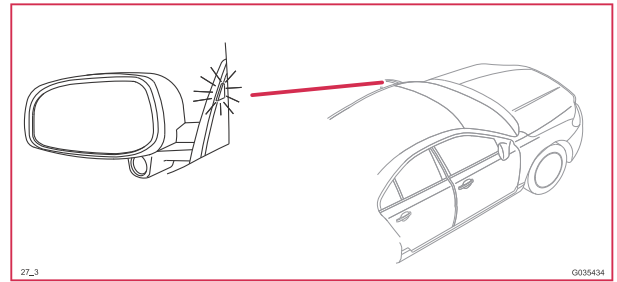
27/2 Indicator, visual collision warning



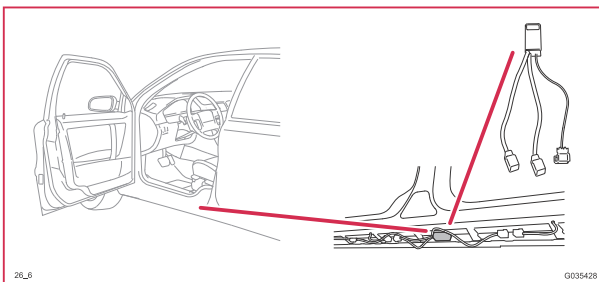
20/22-26 Glow plug



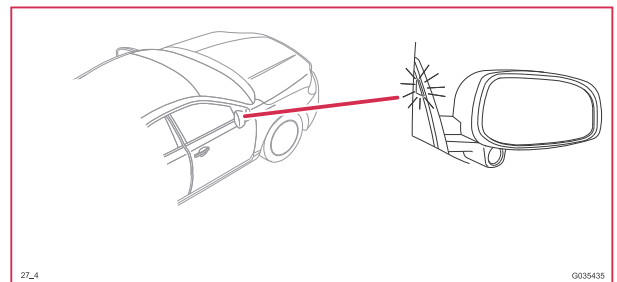
27/3 Left Camera Module (LCM)



26/6 Converter/control module, sill moldings, driver's side



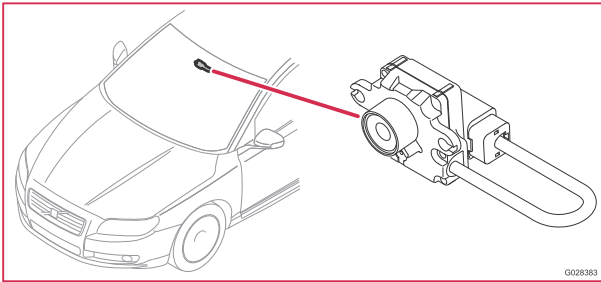
27/4 Right Camera Module (RCM)



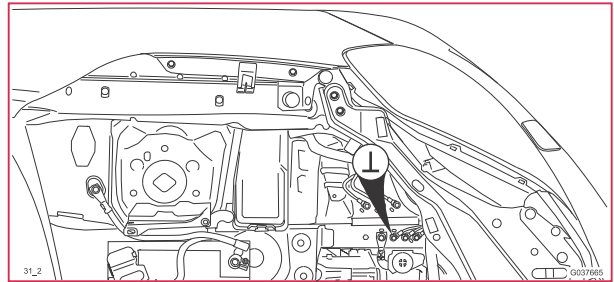
Component illustrations

27/5 - 31/6

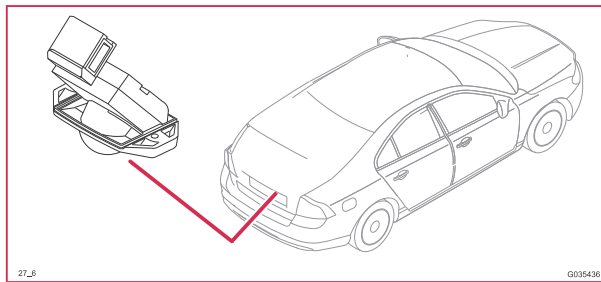
27/5 Forward looking camera



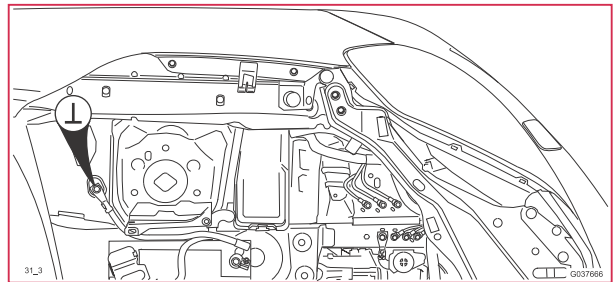
31/2 Ground connection, Left wheel housing



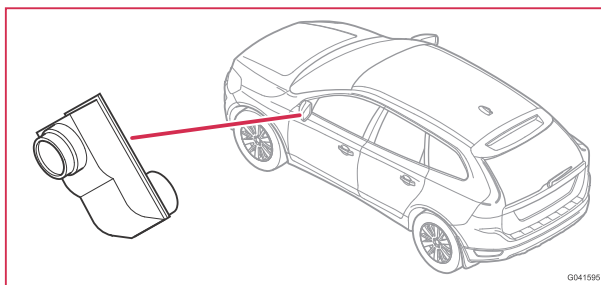
27/6 Camera



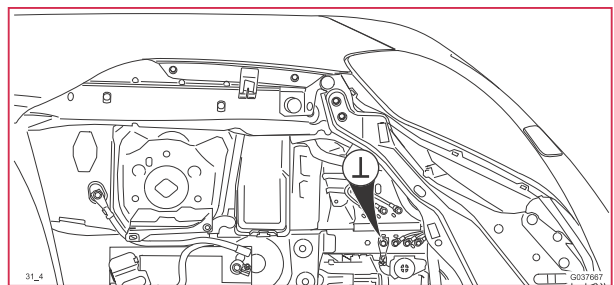
31/3 Ground connection, Body battery



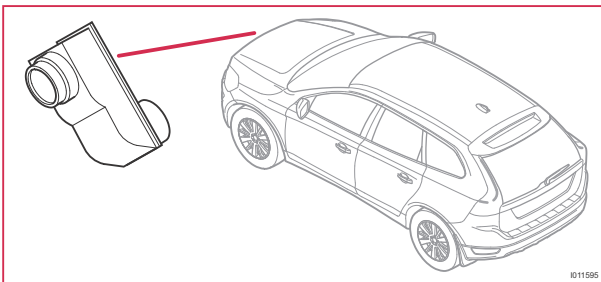
27/7 Camera



31/4 Ground connection, engine



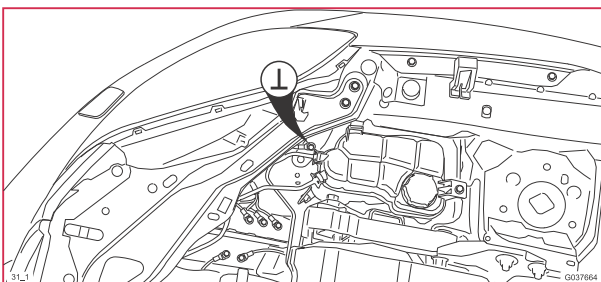
27/8 Camera, wide angle front



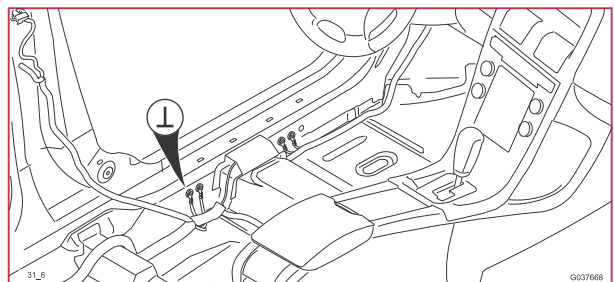
31/5 Ground connection, rear edge roof



31/1 Ground connection, PTC



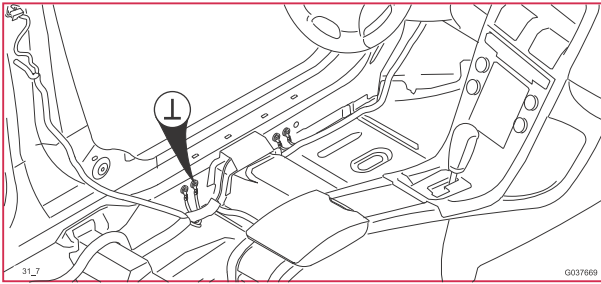
31/6 Ground connection, Left bottom rail



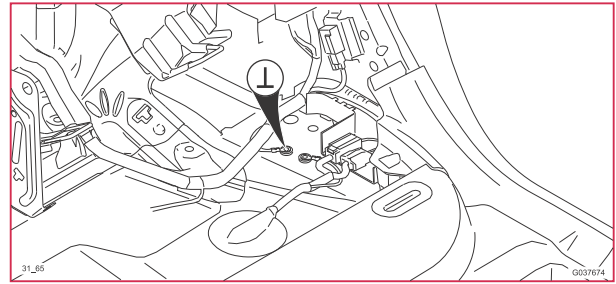
Component illustrations

31/7 - 31/83

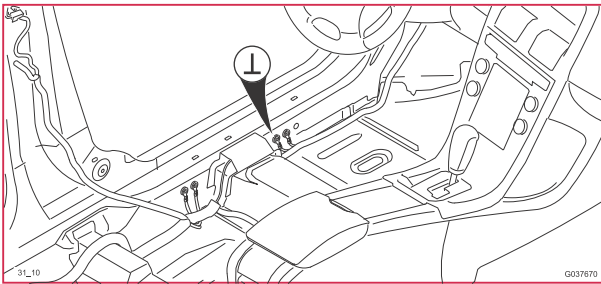
31/7 Ground connection, Left bottom rail



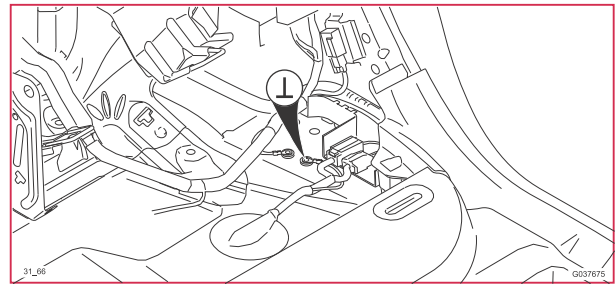
31/65 Ground connection, Rear seat riser, left side 1



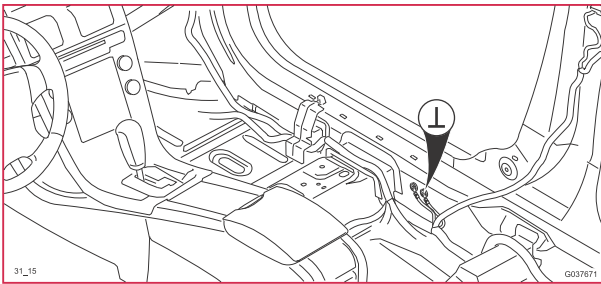
31/10 Ground connection, Left bottom rail



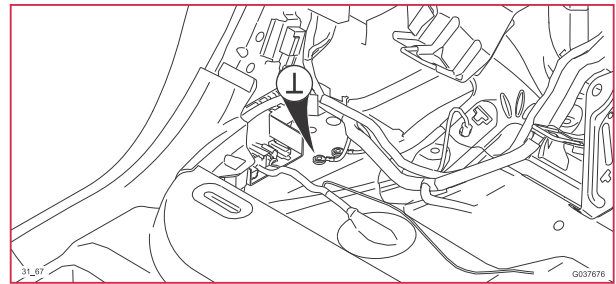
31/66 Ground connection, Rear seat riser, left side 2



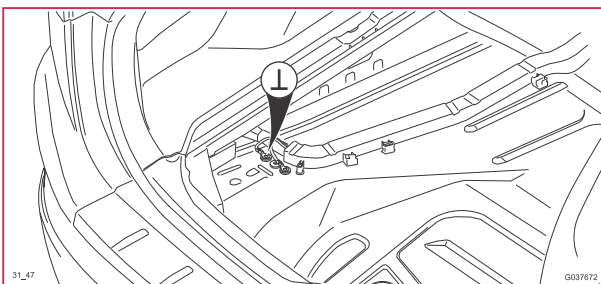
31/15 Ground connection, Right bottom rail



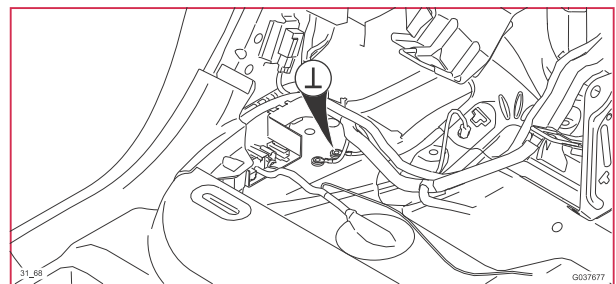
31/67 Ground connection, Rear seat riser, right side 1



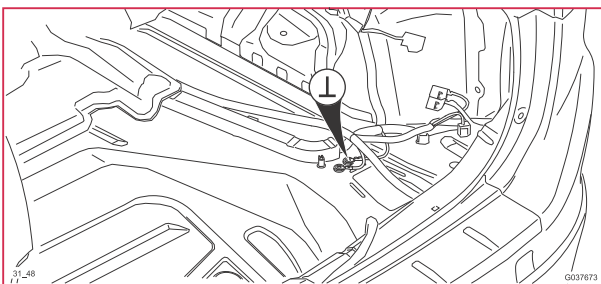
31/47 Ground connection, Left rear bumper abutment



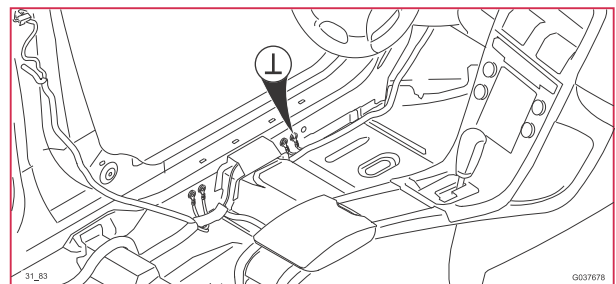
31/68 Ground connection, Rear seat riser, right side 2



31/48 Ground connection, Right rear bumper abutment



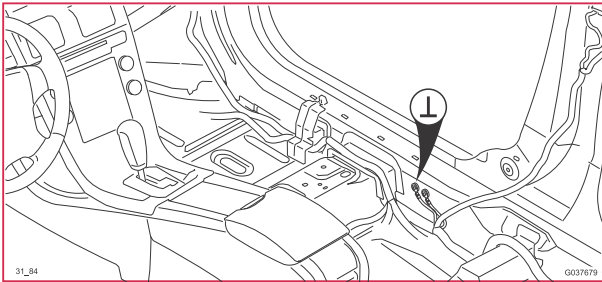
31/83 Ground connection, Left bottom rail



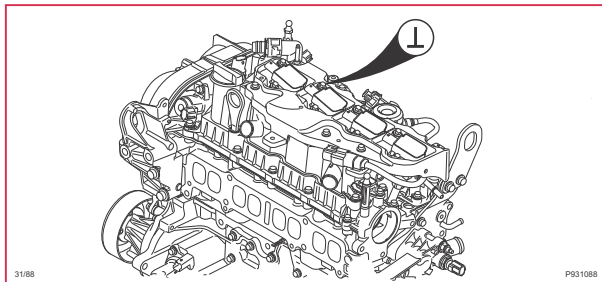
Component illustrations

31/84 - 31/94

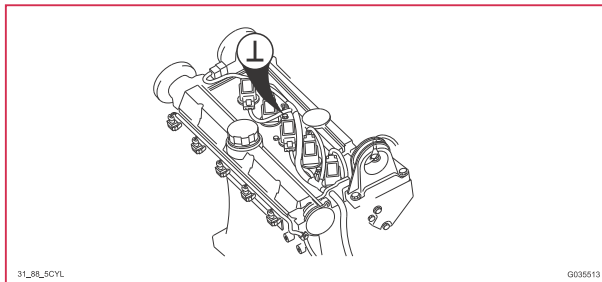
31/84 Ground connection, Right bottom rail



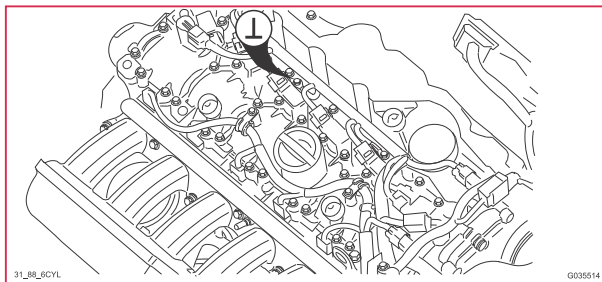
31/88 Ground connection, Engine ignition coils, 4-Cyl.



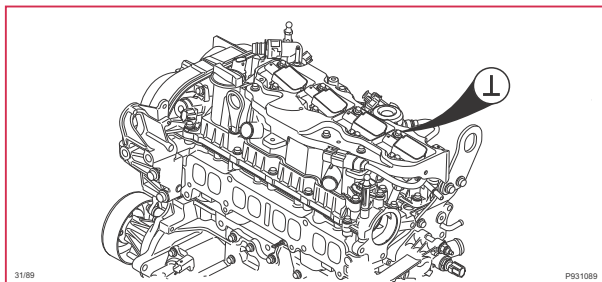
31/88 Ground connection, Engine ignition coils, 5-Cyl.



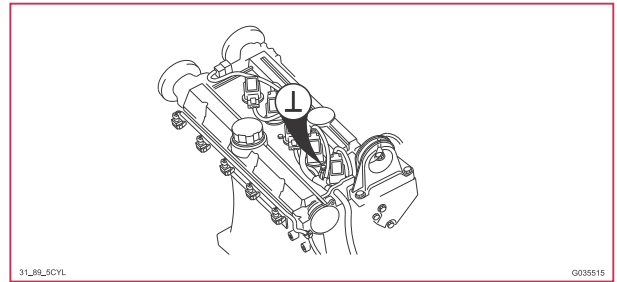
31/88 Ground connection, Engine ignition coils, 6-Cyl.




31/89 Ground connection, Engine ignition coils, 4-Cyl.




31/89 Ground connection, Engine ignition coils, 5-Cyl.



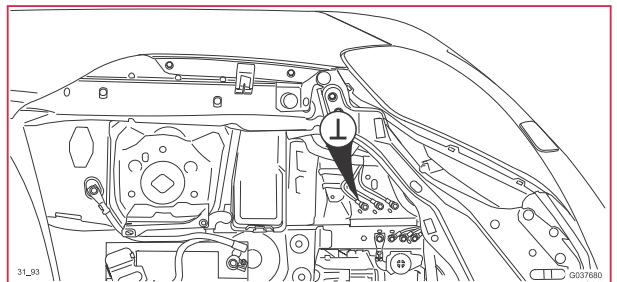
31/89 Ground connection, Engine ignition coils, 6-Cyl.



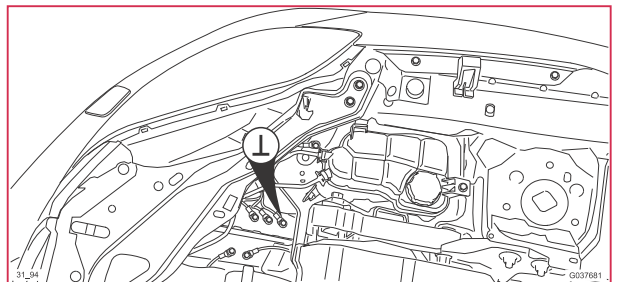
31/90 Ground connection, Engine ignition coils, 6-Cyl.



31/93 Ground connection, Left wheel housing 2




31/94 Ground connection, Right wheel housing 2



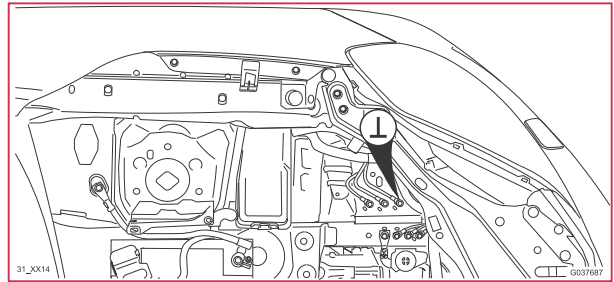
Component illustrations

31/95 - 31/TRM

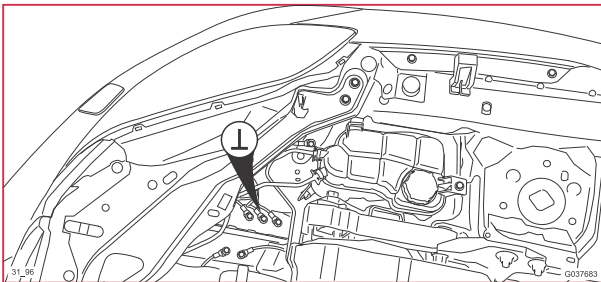
31/95 Ground connection, Left wheel housing 3



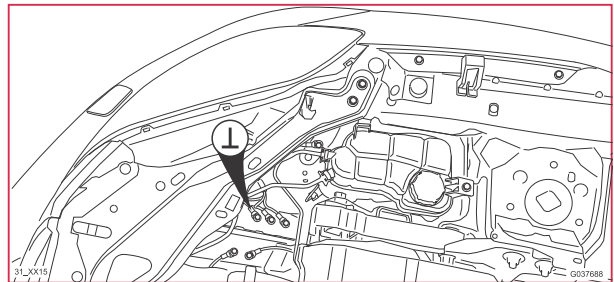
31/XX14 Ground connection, Left wheel housing 3 (ABS)



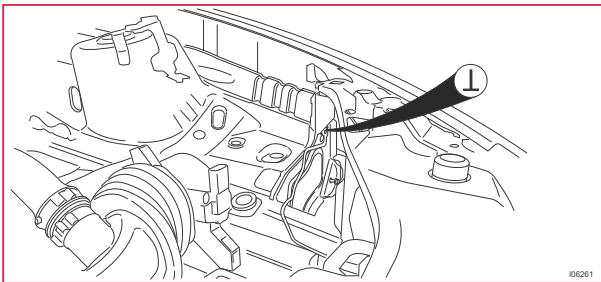
31/96 Ground connection, Right wheel housing 3



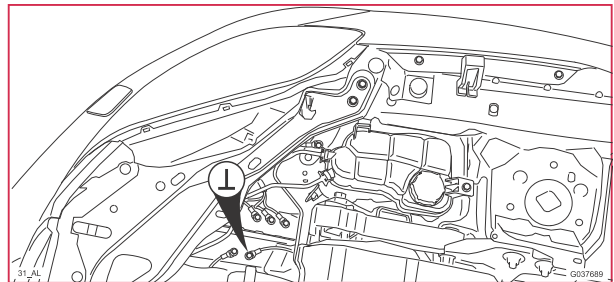
31/XX15 Ground connection, Right wheel housing



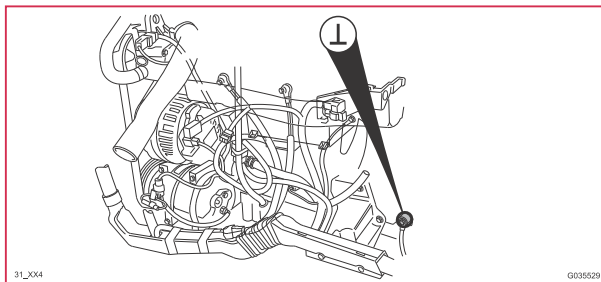
31/131 Start/stop function



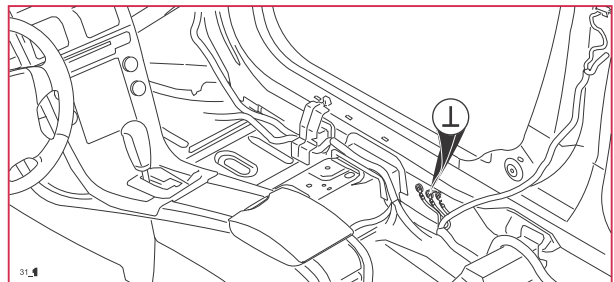
31/AL Ground connection, Auxiliary lights



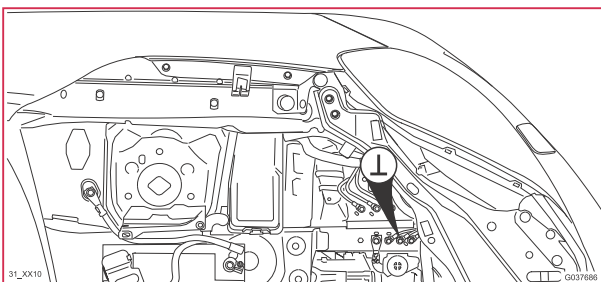
31/XX4 Ground connection, Engine-Body



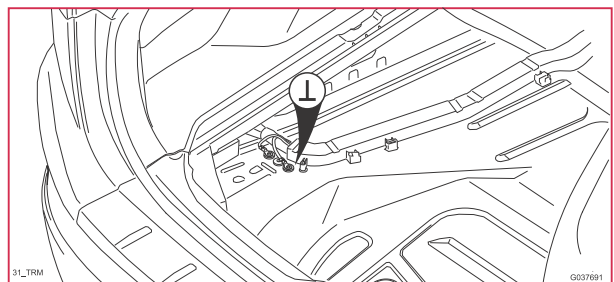
31/INFOT Ground connection, Infotainment



31/XX10 Ground connection, Left wheel housing 1



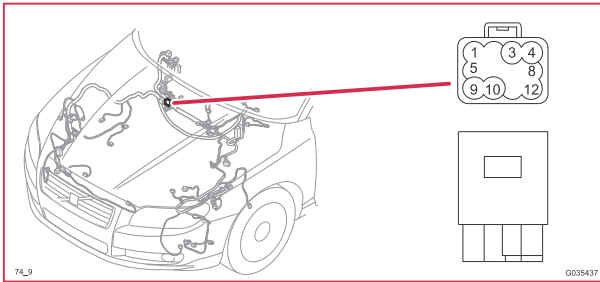
31/TRM Ground connection, Accessories



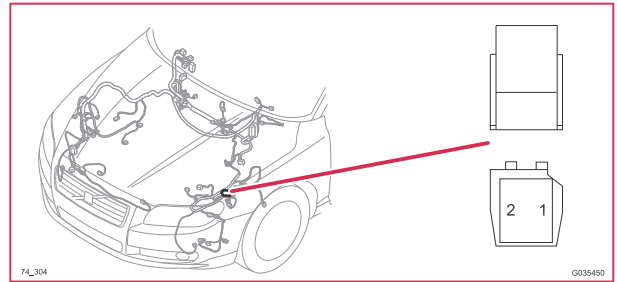
Component illustrations

74/9 - 74/316

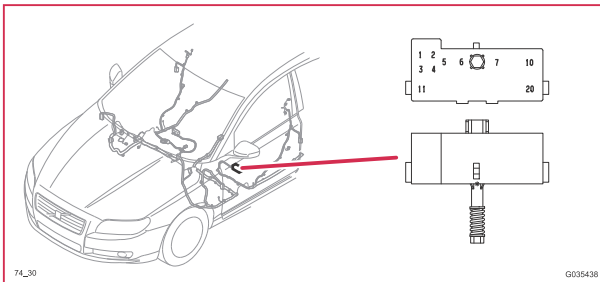
74/9 Connector



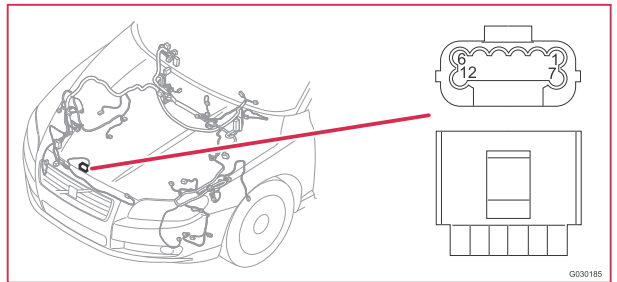
74/304 Connector



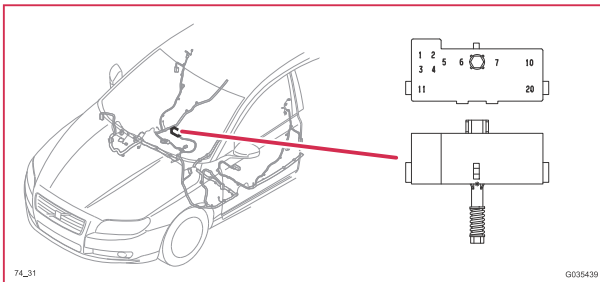
74/30 Connector



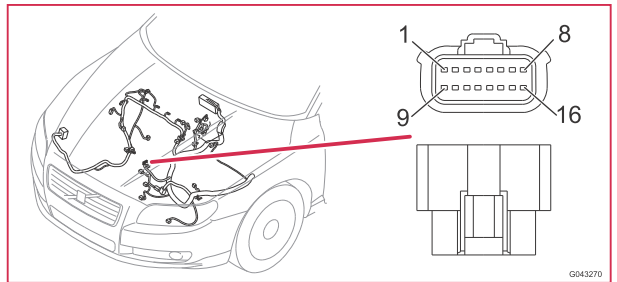
74/309 Connector



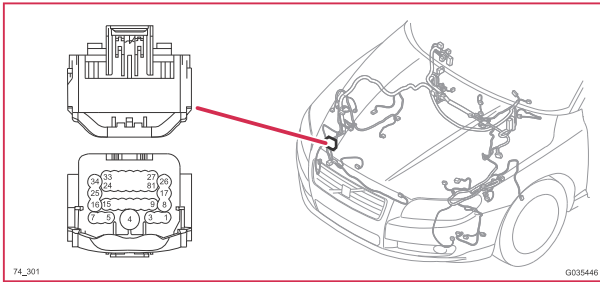
74/31 Connector



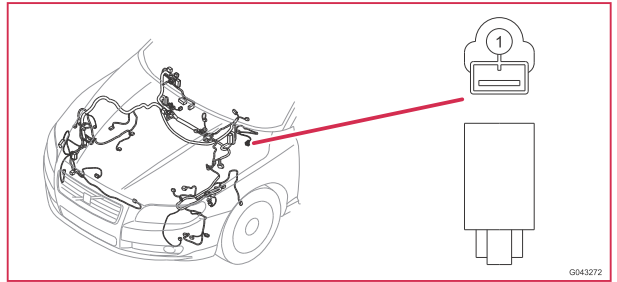
74/310 Connector



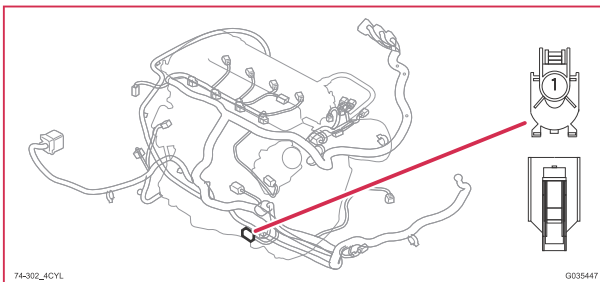
74/301 Connector



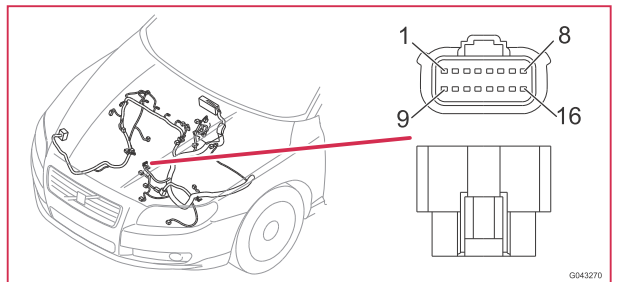
74/313 Connector



74/302 Connector



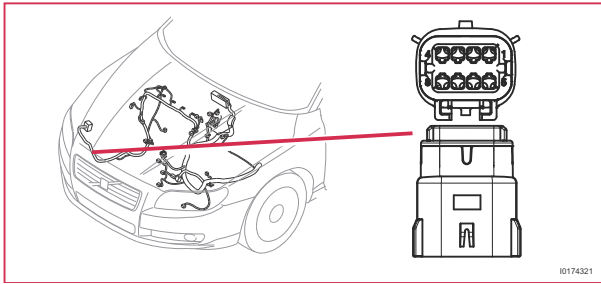
74/316 Connector



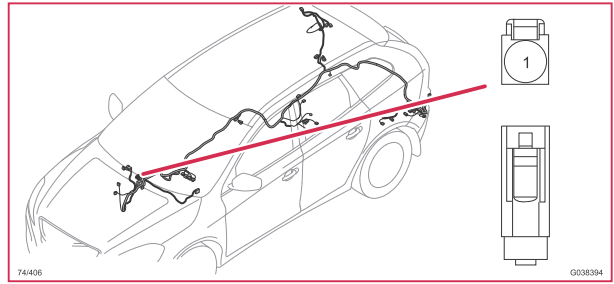
Component illustrations

74/321 - 74/411

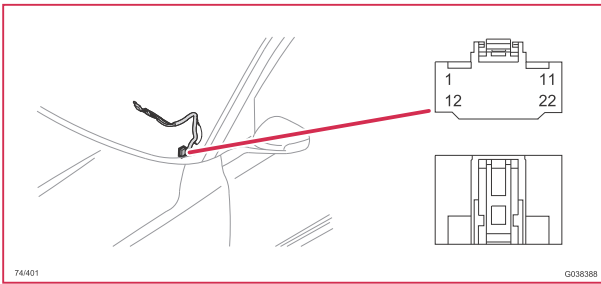
74/321 Connector



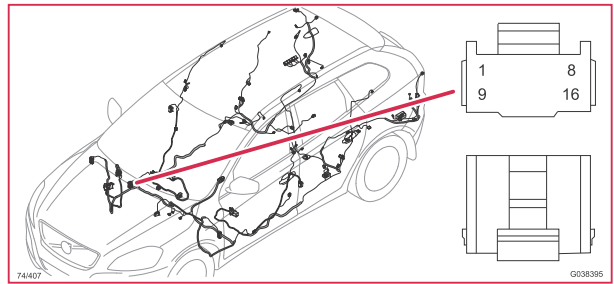
74/406 Connector



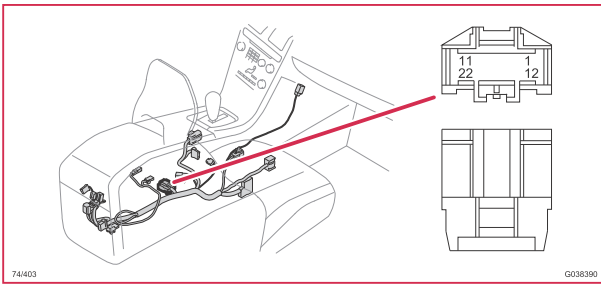
74/401 Connector



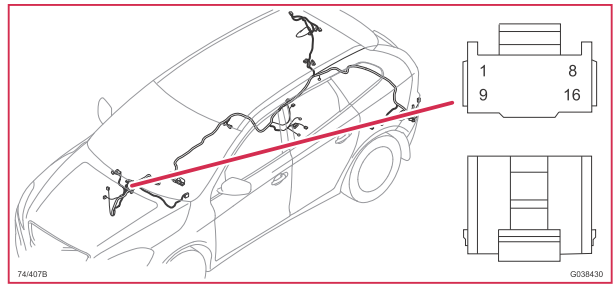
74/407 Connector



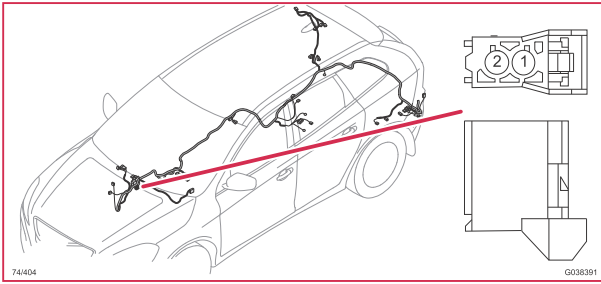
74/403 Connector



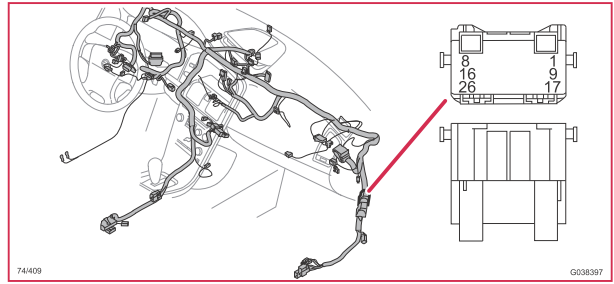
74/407B Connector



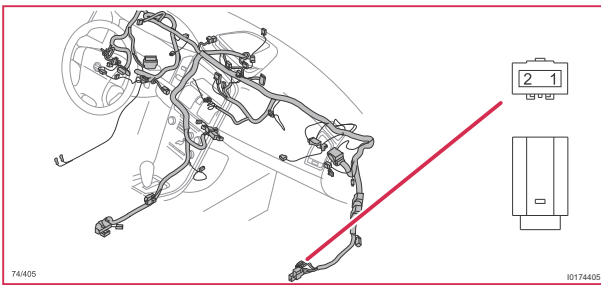
74/404 Connector



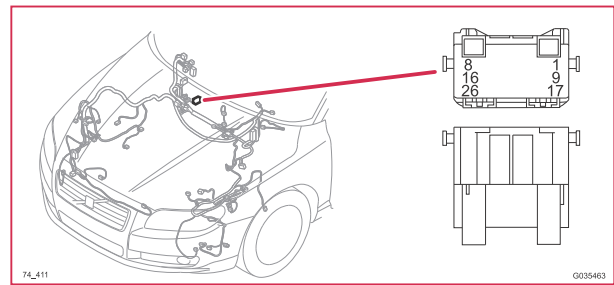
74/409 Connector



74/405 Connector



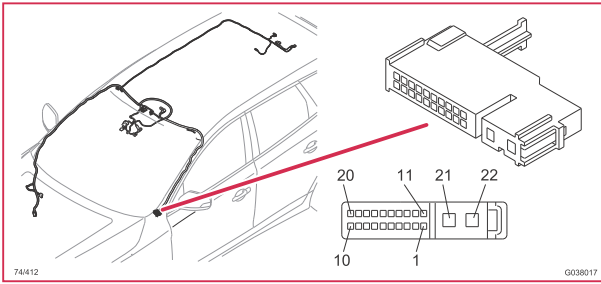
74/411 Connector



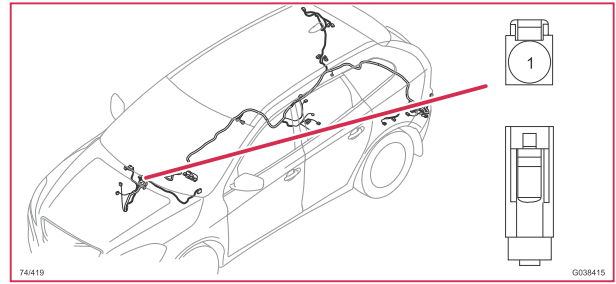
Component illustrations

74/412 - 74/429

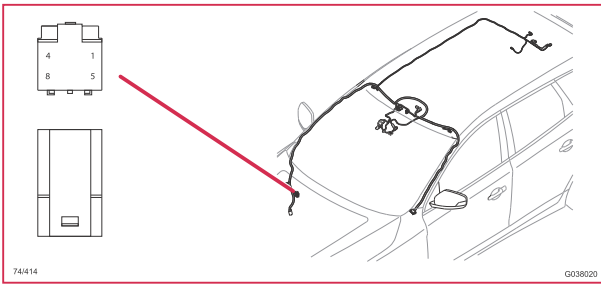
74/412 Connector



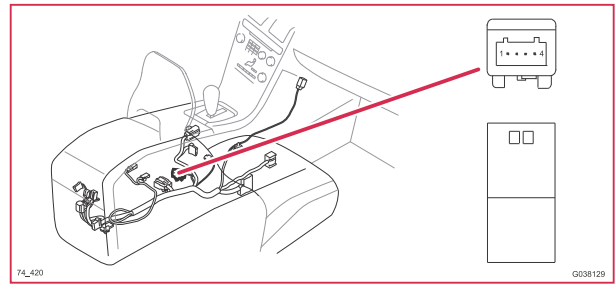
74/419 Connector



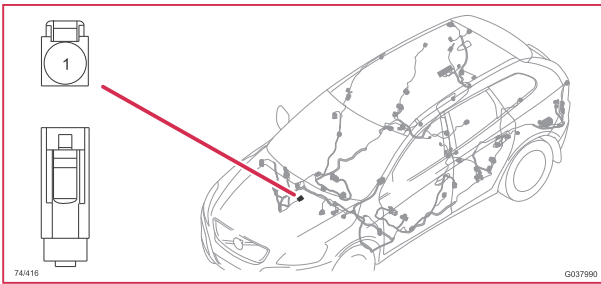
74/414 Connector



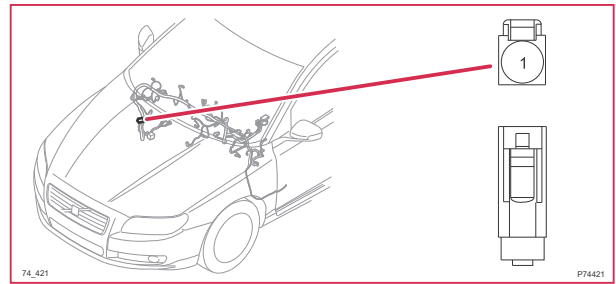
74/420 Connector



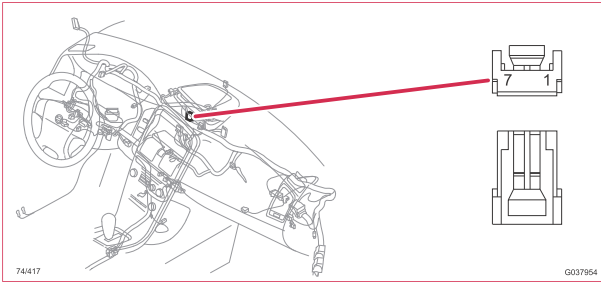
74/416 Connector



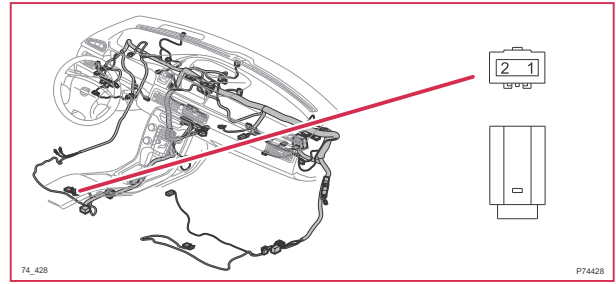
74/421 Connector



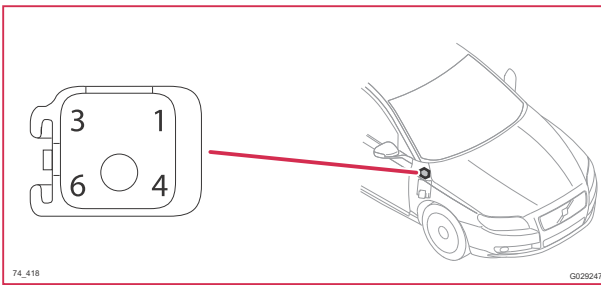
74/417 Connector



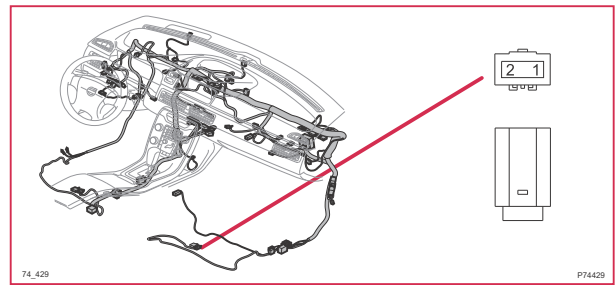
74/428 Connector



74/418 Connector



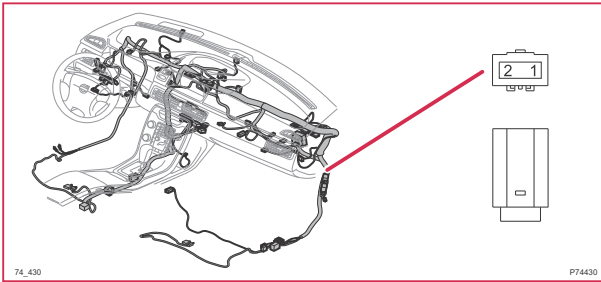
74/429 Connector



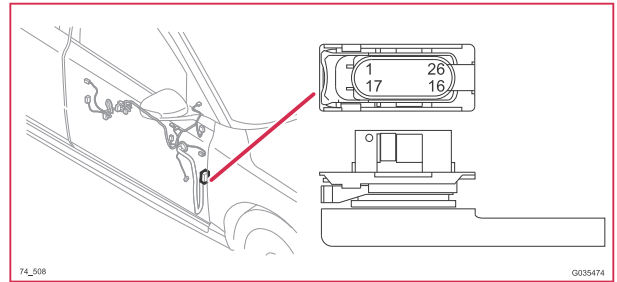
Component illustrations

74/430 - 74/512

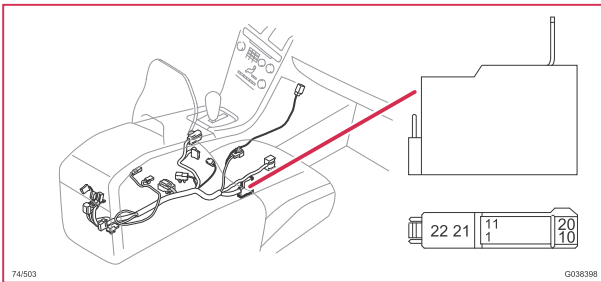
74/430 Connector



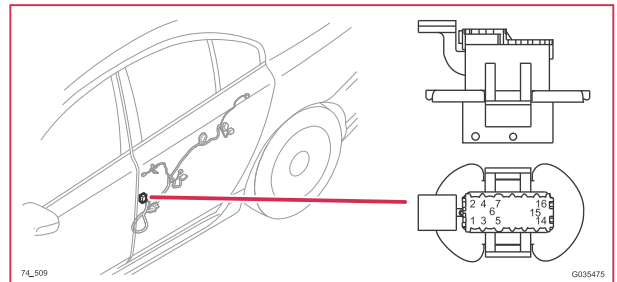
74/508 Connector



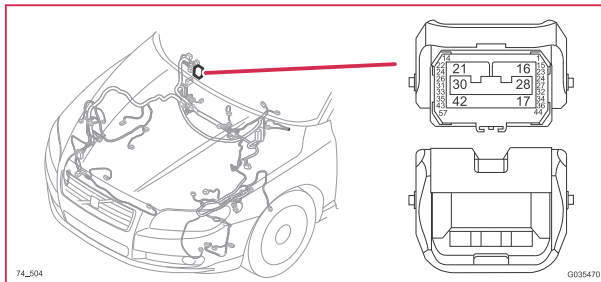
74/503 Connector



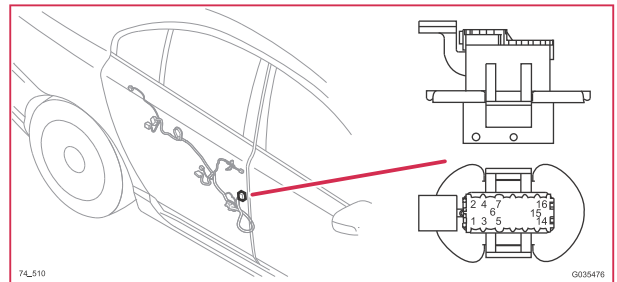
74/509 Connector



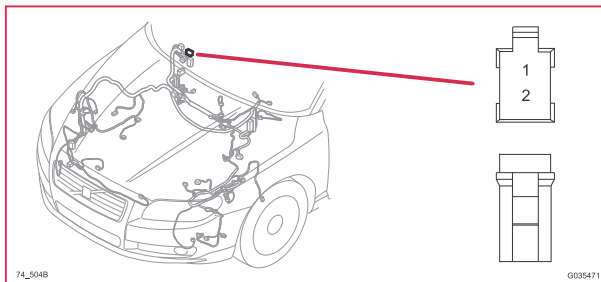
74/504 Connector



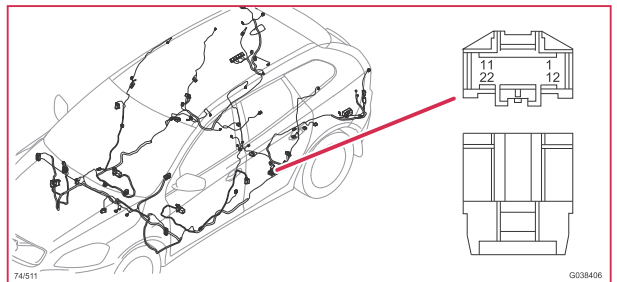
74/510 Connector



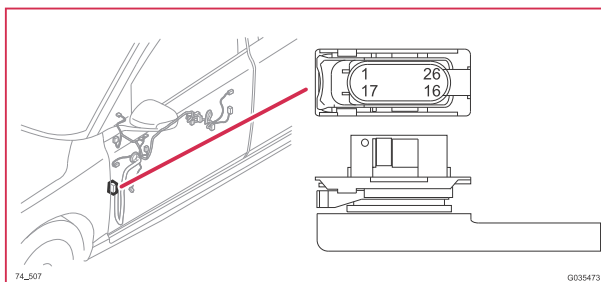
74/504B Connector



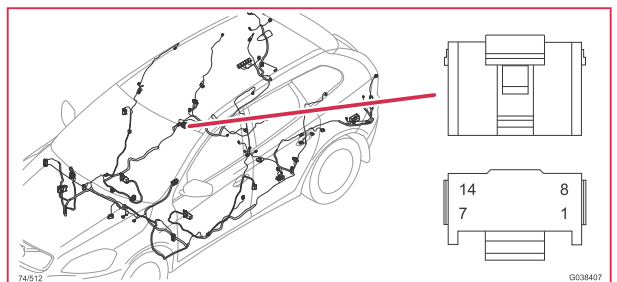
74/511 Connector



74/507 Connector



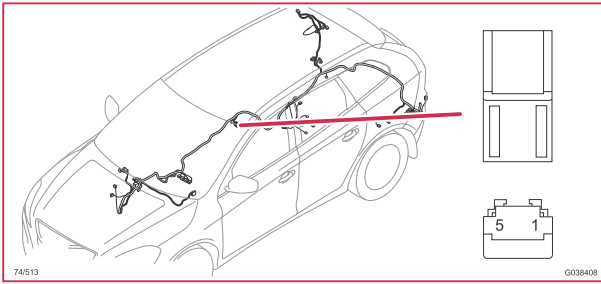
74/512 Connector



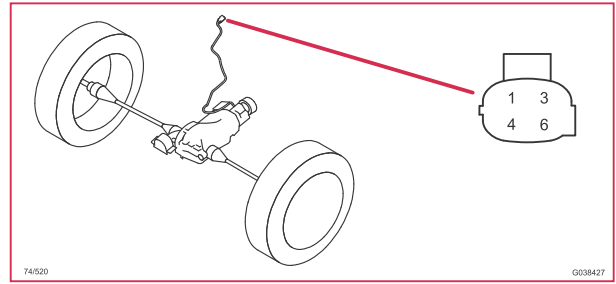
Component illustrations

74/513 - 74/527B

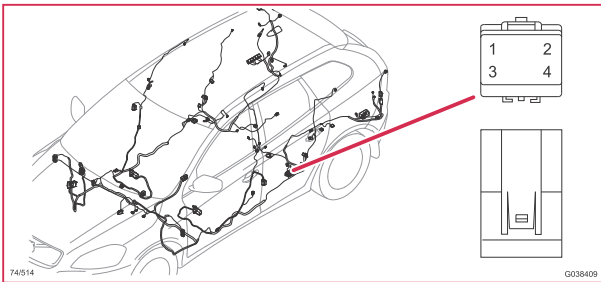
74/513 Connector



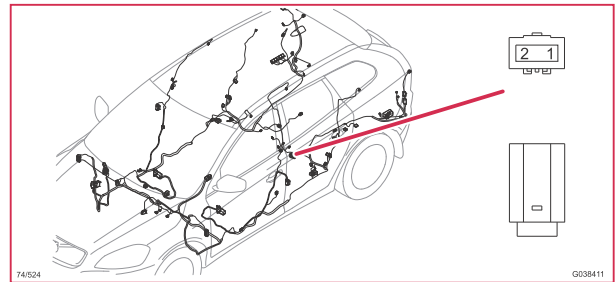
74/520 Connector



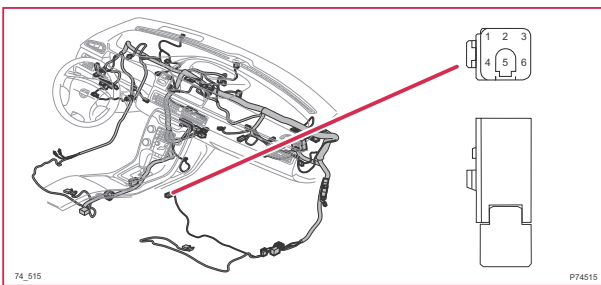
74/514 Connector



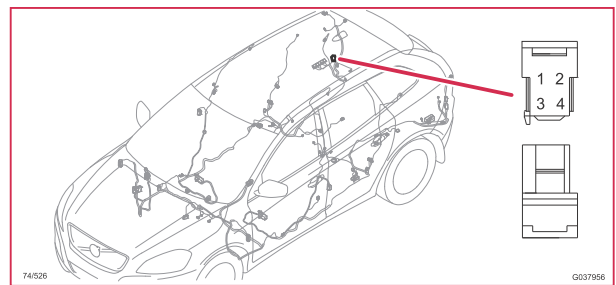
74/524 Connector



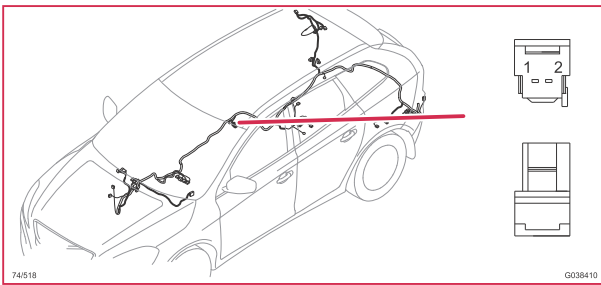
74/515 Connector



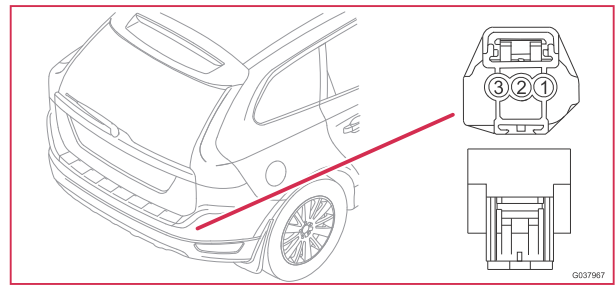
74/526 Connector



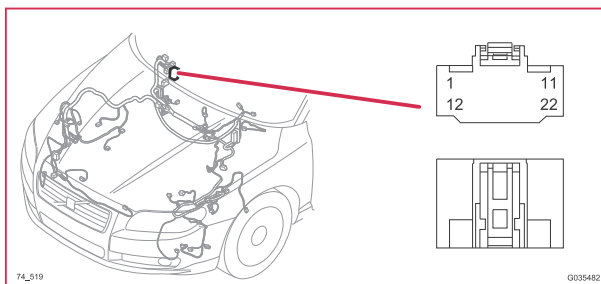
74/518 Connector



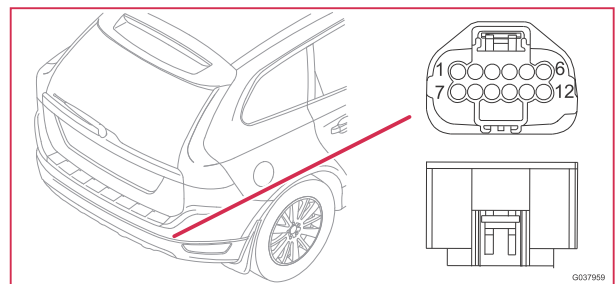
74/527A Connector



74/519 Connector



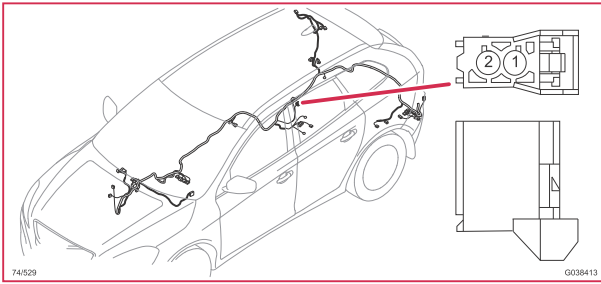
74/527B Connector



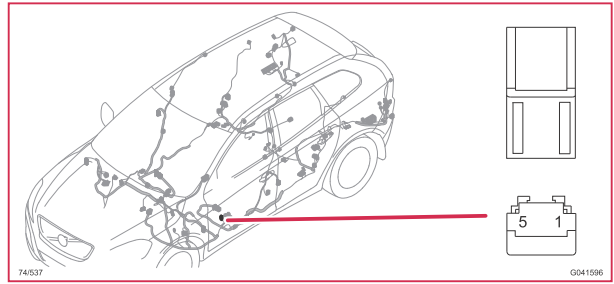
Component illustrations

74/529 - 74/604

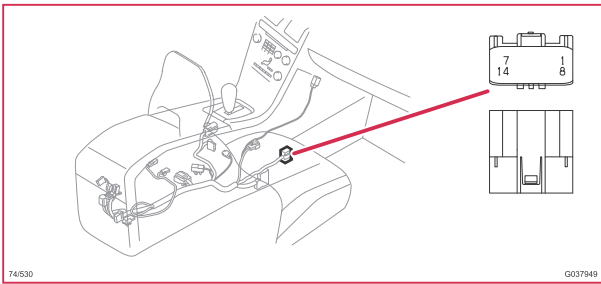
74/529 Connector



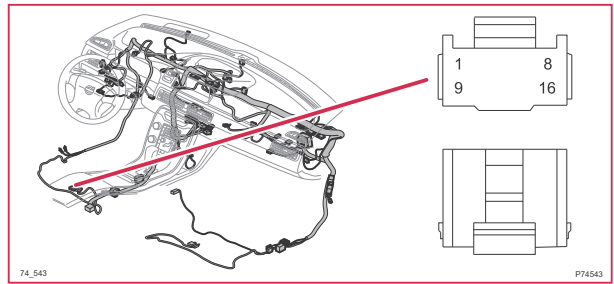
74/537 Connector



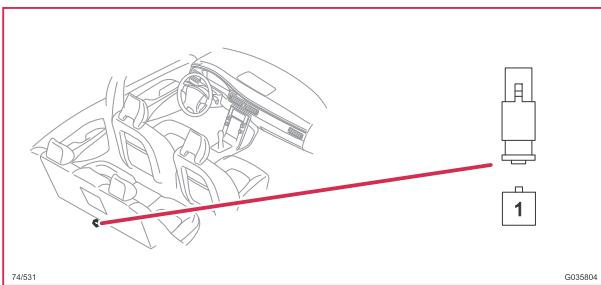
74/530 Connector



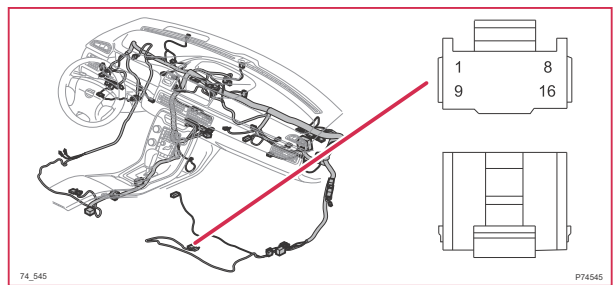
74/543 Connector



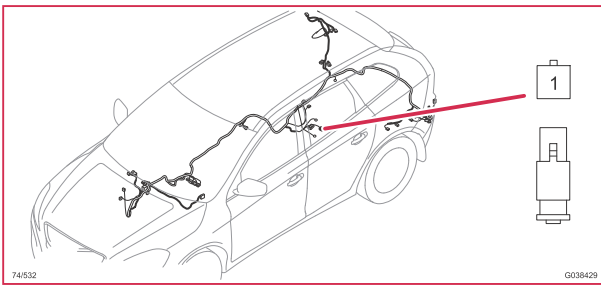
74/531 Connector



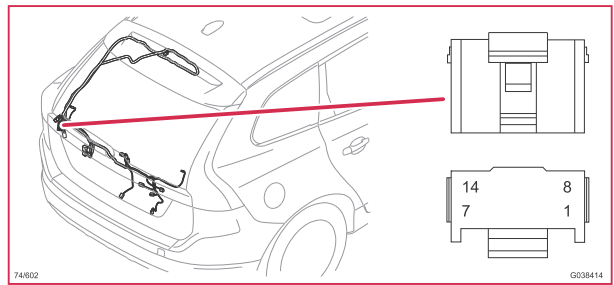
74/545 Connector



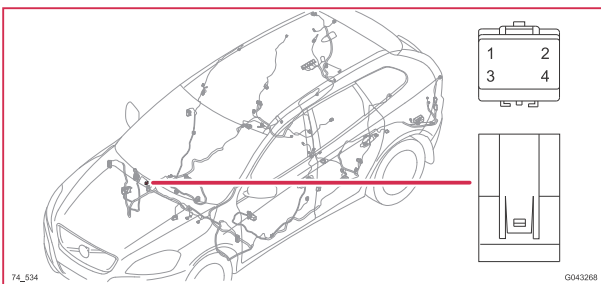
74/532 Connector



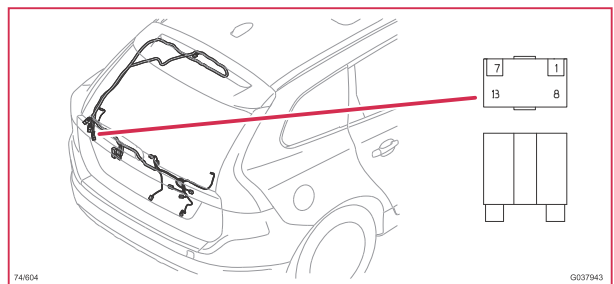
74/602 Connector



74/534 Connector



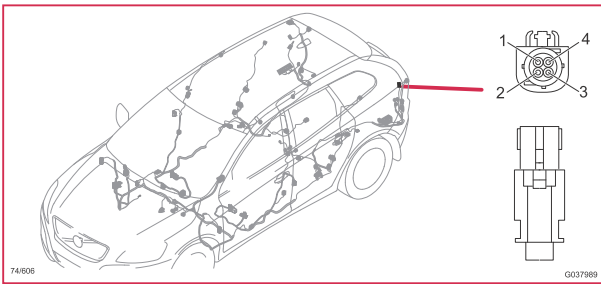
74/604 Connector



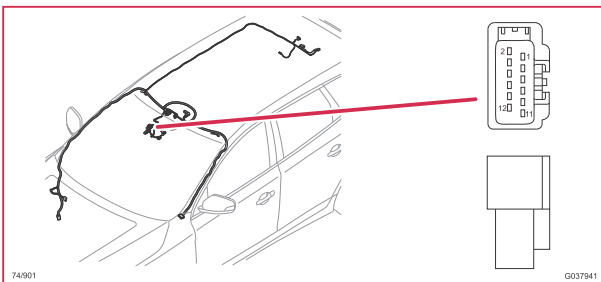
Component illustrations

74/606 - 74X/414

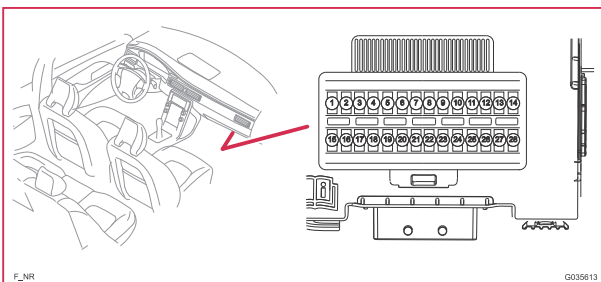
74/606 Connector



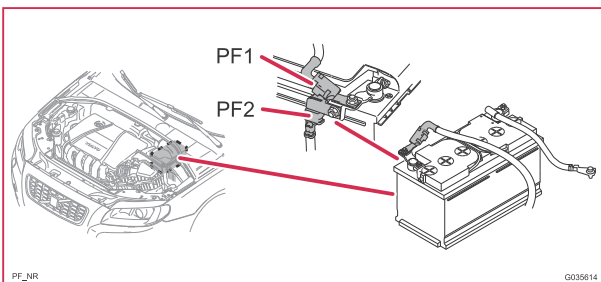
74/901 Connector



F/no. Fuses



PF/no. Main fuse by battery



- 10X/29 Connector interface, original car
- 10X/125 Connector interface, original car
- 10X/126 Connector interface, original car
- 16X/1 Connector interface, original car
- 74X/9 Connector interface, original car
- 74X/414 Connector interface, original car

Index 1:2

A

| | |
|--|-----|
| Abbreviations | 6 |
| Active headlight | 85 |
| Additional electrical equipment, Group 36 | 92 |
| Adjustable Lumbar support | 164 |
| Alcohol lock | 105 |
| Alternator and voltage regulator, Group 32 | 70 |
| Anti-theft alarm | 101 |
| Audio | 118 |
| Audio High/Premium | 115 |
| Automatic transmission AWF21 | 131 |
| Automatic transmission MPS6 | 133 |
| Auxiliary heater | 170 |
| Auxiliary lights | 91 |

B

| | |
|--------------------------------------|-----|
| Beam length adjustment, manual | 77 |
| Blind spot information system | 154 |
| Bluetooth Handsfree | 125 |
| Brake control system & DSTC | 136 |
| Brake lights | 81 |
| Brake system, Group 59 | 136 |
| Branching points | 214 |

C

| | |
|--|-----|
| Cable harness towbar/tow hitch 13-pin | 110 |
| Cable harness towbar/tow hitch 4-pin | 108 |
| Cable harness towbar/tow hitch 7-pin | 109 |
| Cellular phone | 120 |
| Center console harness | 243 |
| Central electronic module (CEM) | 40 |
| Central locking front doors LHD | 139 |
| Central locking front doors RHD | 140 |
| Central locking fuel filler flap | 145 |
| Central locking rear doors | 141 |
| Central locking tailgate with POT | 142 |
| Central locking tailgate without POT | 143 |
| Climate control system 5-Cyl. & 6-Cyl. | 168 |
| Climate control system PTC-elements | 165 |
| Climate control system, 4-Cyl. | 166 |
| Climate control system, Group 87 | 165 |
| Collision warning with power brake booster | 103 |
| Color, abbreviations | 6 |
| Component illustrations | 248 |
| Connectors | 177 |
| Control module overview locations | 38 |
| Control modules | 38 |
| Control modules overview designations | 39 |
| Cooling fan 4-Cyl. Turbo | 51 |
| Cooling fan 6-Cyl. | 53 |
| Cooling fan, 5-Cyl. Diesel | 52 |
| Cooling system, Group 26 | 51 |

| | |
|--|----|
| Countries/Markets, abbreviations | 6 |
| Cruise control 4-Cyl. Turbo | 54 |
| Cruise control 5-Cyl. Diesel | 55 |
| Cruise control 6-Cyl. | 56 |

D

| | |
|---|-----|
| DAB Radio | 122 |
| Dashboard harness | 237 |
| Data communication high speed CAN | 43 |
| Data communication Intermediate speed CAN | 44 |
| Data communication MOST | 47 |
| Data communication, LIN | 48 |
| Daytime Running Lights | 80 |
| Diagnostics system | 106 |
| Differential electronic module (DEM) | 134 |
| Direction indicator | 93 |
| Doors and openings, Group 83 | 139 |
| Driver information module | 113 |

E

| | |
|---|-----|
| Electric parking brake | 135 |
| Electrical distribution overview | 11 |
| Electrical distribution with Start/stop function | 10 |
| Electrical distribution without Start/stop function | 9 |
| Emission control 4-Cyl. Turbo | 68 |
| Emission control 6-Cyl. | 69 |
| Engine compartment harness | 236 |
| Engine controls, Group 27 | 54 |
| Engine management system, 4-Cyl. Turbo | 62 |
| Engine management system, 5-Cyl. Diesel | 59 |
| Engine management system, 6-Cyl. | 64 |
| Engine management system, 6-Cyl. Turbo | 66 |
| Explanations | 6 |
| Exterior decorative elements, etc., Group 84 | 150 |

F

| | |
|--|-----|
| Floor harness | 239 |
| Fog lights | 79 |
| Follow-me-home lighting | 83 |
| Four-C | 138 |
| Fuses | 14 |
| Fuses at Battery | 26 |
| Fuses in distribution box cargo compartment | 25 |
| Fuses in Distribution box passenger compartment | 22 |
| Fuses in the Central electronic module (CEM) | 19 |
| Fuses in the engine compartment distribution box | 14 |

G

| | |
|-----------------------------------|----|
| Ground connections | 31 |
| Ground connections overview | 30 |
| Group number, abbreviations | 6 |

Index 2:2

H

| | |
|--------------------------------------|-----|
| Harness engine 4-Cyl. | 233 |
| Harness engine 6-Cyl. | 233 |
| Harness engine 6-Cyl. Turbo | 234 |
| Harness engine, Diesel 2.0l | 234 |
| Harness engine, Diesel 2.4l | 235 |
| Harness front door | 245 |
| Harness infotainment | 241 |
| Harness rear door | 246 |
| Harnesses rear axle | 247 |
| Hazard warning flashers | 93 |
| Heated door mirrors | 152 |
| Heated front seats with fans | 161 |
| Heated front seats without fans | 162 |
| Heated rear seat | 163 |
| Heated rear window | 156 |
| High and low beam | 75 |
| High and low beam (Dual Xenon) | 76 |
| Horn | 100 |
| How to use the wiring diagrams | 7 |

I

| | |
|--|----------|
| Ignition and control system, Group 28 | 59 |
| Ignition switch symbols | 6 |
| Instruments, Group 38 | 112 |
| Interior equipment, Group 85 | 157 |
| Interior lighting | 86 |
| Internal equipment, Group 88 | 172, 176 |

K

| | |
|----------------------|----|
| Keyless vehicle | 98 |
|----------------------|----|

L

| | |
|----------------------------------|----|
| Lighting in door sill trims | 90 |
| Lighting, Group 35 | 75 |
| List of symbols | 8 |

M

| | |
|---|-----|
| Multimedia monitor with DVD, Dual Screen | 123 |
|---|-----|

N

| | |
|--|-----|
| Navigation system & Traffic information, portable | 126 |
|--|-----|

O

| | |
|--|-----|
| Other, abbreviations | 6 |
| Other, Group 39 | 114 |
| Outlet 12 V | 107 |
| Overview, Distribution box in cargo compartment | 13 |
| Overview, Distribution box in passenger compartment | 12 |
| Overview, Electrical center and Cold zone in engine compartment | 11 |

P

| | |
|------------------------------|-----|
| Parking assistance | 102 |
| Parking brake, Group 55 | 135 |
| Parking camera | 128 |
| Parking camera rear | 129 |
| Parking heater | 170 |

| | |
|--|-----|
| Parking heater, remote start | 171 |
| Power door mirrors | 150 |
| Power driver's seat with memory function | 157 |
| Power driver's seat with memory function, LHD | 157 |
| Power driver's seat with memory function, RHD | 158 |
| Power folding headrest | 175 |
| Power passenger seat | 159 |
| Power sunroof | 149 |
| Power supply 4- & 5-Cyl. with Start/Stop | 72 |
| Power supply 4-Cyl. Turbo | 70 |
| Power supply 5-Cyl. & 6-Cyl. | 71 |
| Power windows front doors | 146 |
| Power windows rear doors | 148 |

R

| | |
|---|-----|
| Rain sensor | 92 |
| Rear seat entertainment, RSE | 114 |
| Rear-view mirror with automatic dimming | 176 |
| Relays in Distribution box cargo compartment | 29 |
| Relays in Distribution box engine compartment | 27 |
| Relays in Distribution box passenger compartment | 29 |
| Remote control opener garage door | 174 |
| Reversing lights | 82 |
| Roof harness | 243 |
| Running/Parking light, Tail lights | 78 |

S

| | |
|--------------------------------------|--------|
| Satellite radio | 127 |
| Seat belt reminder | 112 |
| Shock absorbers, Group 76 | 138 |
| Signal receiver central locking | 144 |
| Speed dependent power steering | 137 |
| Start/Stop function | 57, 58 |
| Starting system 4-Cyl. Turbo | 73 |
| Starting system 5- & 6-Cyl. | 74 |
| Starting system, Group 33 | 73 |
| Steering wheel module (SWM) | 50 |
| Steering, Group 64 | 137 |
| Supplemental restraint system | 172 |

T

| | |
|---|-----|
| Table of Contents | 3 |
| Tailgate harness | 247 |
| Tire pressure monitoring system (TPMS) | 104 |
| Transmission M66 | 132 |
| Transmission, Group 43 | 131 |
| Tunnel harness | 244 |
| TV control module | 124 |
| TV receiver | 124 |

U

| | |
|---------------------|-----|
| USB unit (AUU) | 111 |
|---------------------|-----|

W

| | |
|---------------------------------|-----|
| Washer headlights | 96 |
| Wide angle camera front | 130 |
| Wiper/Washer rear window | 97 |
| Wiper/Washer Windshield | 95 |
| Wiring and fuses, Group 37 | 106 |

List of components 1:7

| | | | |
|-------|---|-------|---|
| 1/1 | Battery | 3/113 | Rear adjustable head restraint relay |
| 1/2 | Secondary battery | 3/117 | Switch unit, ceiling light |
| 2/14 | Relay, glow plug system | 3/126 | Driver door module (DDM) |
| 2/16 | Relay, rear window wiper | 3/127 | Passenger door module (PDM) |
| 2/17 | Relay, horn | 3/128 | Left rear door module (LDM) |
| 2/22 | Relay, climate control system | 3/129 | Right rear door module (RDM) |
| 2/31 | Relay, 15-feed | 3/130 | Steering wheel module (SWM) |
| 2/32 | Main relay, engine management system | 3/131 | Steering wheel switch right (SWSR) |
| 2/35 | Relay, starter motor | 3/135 | RTI switch |
| 2/64 | Relay auxiliary lights | 3/156 | Gear selector module (GSM) |
| 2/82 | Relay, heated rear window | 3/157 | Switch, passenger side airbag |
| 2/88 | Relay, 15-feed rear | 3/176 | Power window switches, driver's door |
| 2/92 | Relay Front Washer Motor | 3/217 | Contact, rear left belt buckle |
| 2/93 | Relay Rear Washer Motor | 3/218 | Contact, center rear belt buckle |
| 2/166 | Battery relay | 3/219 | Contact, rear right belt buckle |
| 2/182 | Relay, headlight washer motor | 3/225 | Continuously Controlled Damping (CCD) |
| 2/193 | Relay, comfort functions | 3/255 | Position sensor, driver's seat |
| 2/246 | Secondary battery relay | 3/256 | Position sensor, passenger seat |
| | | 3/267 | Switch unit, telematics |
| 3/1 | Ignition switch | 3/271 | Contact, immobilizer, clutch pedal |
| 3/4 | Steering wheel switch left (SWSL) | 3/272 | Switch, parking brake |
| 3/6 | Switch, hazard warning flashers | 3/273 | Lock contact, LH front door |
| 3/8 | Switch, heated rear window/door mirrors | 3/274 | Lock contact, RH front door |
| 3/9 | Contact brake light | 3/275 | Lock contact, left rear door |
| 3/10 | Reversing light contact | 3/276 | Lock contact, RH rear door |
| 3/25 | Switch, power sunroof | 3/281 | Infotainment control module (ICM) |
| 3/26 | Switch unit, power driver's seat | 3/282 | Switch indicator 1st gear |
| 3/27 | Switch unit, power passenger seat | 3/284 | Diagnostic contact, brake light |
| 3/35 | Trunk handle switch | 3/291 | Tailgate closing switch |
| 3/37 | Contact horn | 3/293 | Handsfree control panel cellular phone |
| 3/60 | Switch, auxiliary lights | 4/6 | Climate control module (CCM) |
| 3/62 | Hood alarm contact | 4/7 | Combustion preheater module (CPM) |
| 3/65 | Switch, heated rear seat | 4/9 | Supplemental restraint system module (SRS) |
| 3/80 | Switch, central locking system, driver's door | 4/16 | Brake control module (BCM) |
| 3/81 | Power window switches, driver's door | 4/28 | Transmission control module (TCM), TF-80SC |
| 3/82 | Switch, central locking system, passenger door | 4/28 | Transmission control module (TCM), MPS6 |
| 3/83 | Switch, passenger door power window | 4/31 | Fan control module |
| 3/85 | Power window switch, rear left door | 4/33 | Sunroof control module |
| 3/86 | Power window switch, right rear door | 4/46 | Engine control module (ECM), 4-Cyl. Turbo |
| 3/93 | Contact, driver's seat belt buckle | 4/46 | Engine control module (ECM), 5-Cyl. Diesel |
| 3/94 | Contact, passenger seat belt buckle | 4/46 | Engine control module (ECM), 6-Cyl. |
| 3/111 | Light switch module (LSM) | 4/52 | Power seat module (PSM) |
| 3/112 | Climate control system | | |

List of components 2:7

| | | | |
|---------|---|-------|---|
| 4/56 | Central electronic module (CEM) | 6/33 | Fuel pump |
| 4/56:C1 | Central electronic module (CEM) | 6/35 | Fuel pump, auxiliary heater |
| 4/56:C2 | Central electronic module (CEM) | 6/36 | Lock motor, central locking, LH front door |
| 4/56:C3 | Central electronic module (CEM) | 6/37 | Lock motor, fuel filler flap |
| 4/56:C4 | Central electronic module (CEM) | 6/38 | Motor, left headlight adjustment |
| 4/56:C5 | Central electronic module (CEM) | 6/39 | Motor, right headlight adjustment |
| 4/68 | Steering wheel angle sensor module (SAS) | 6/48 | Damper motor module (DMM), recirculation |
| 4/71 | Cooling fan control module | 6/55 | Lock motor, central locking, RH front door |
| 4/76 | Remote control unit for garage door opener | 6/56 | Lock motor, central locking, RH rear door |
| 4/80 | Forward Sensing Module (FSM) | 6/57 | Lock motor, central locking, LH rear door |
| 4/82 | Differential electronic module (DEM) | 6/58 | Motor, front driver's door power window |
| 4/83 | Control module fuel pump | 6/59 | Motor, rear left power window |
| 4/84 | Suspension module (SUM) | 6/60 | Motor, front passenger door power window |
| 4/86 | Parking Assistance Module (PAM) | 6/61 | Motor, rear right power window |
| 4/93 | Keyless vehicle module (KVM) | 6/62 | Left power exterior rearview mirror |
| 4/99 | Control module speed dependent power steering | 6/63 | Right power exterior rearview mirror |
| 4/102 | Steering column lock module (SCL) | 6/67 | Pump, fuel leakage control |
| 4/106 | Control module, remote parking heater start | 6/71 | Valve, speed-dependent power steering |
| 4/109 | Glow plug control module | 6/73 | Coolant pump |
| 4/110 | Trailer module (TRM) | 6/95 | Damper motor module (DMM), temperature, left-hand side |
| 4/115 | Park Brake Module (PBM) | 6/96 | Damper motor module (DMM), temperature, right-hand side |
| 4/116 | Power Operated Tailgate Module (POT) | 6/102 | Damper motor module (DMM), defroster |
| 4/119 | Remote Keyless Entry (RKE) | 6/103 | Damper motor module (DMM), floor/ventilation |
| 4/119.2 | Remote Receiver Module (RRX) | 6/104 | High pressure headlight washer motor |
| 4/120 | Parking Assistance Camera (PAC) | 6/120 | Throttle unit, 4-Cyl. Turbo |
| 4/124 | Accessory USB unit (AUU) | 6/120 | Throttle unit, 6-Cyl. |
| 4/125 | Closing velocity module (CVM) | 6/120 | Throttle unit, Diesel |
| 5/1 | Driver Information module (DIM) | 6/127 | Washer motor |
| 6/1 | Wiper motor module (WMM) | 6/139 | Upper actuating motor, intake manifold, 6-Cyl. |
| 6/8 | Central locking motor, tailgate | 6/140 | Lower actuating motor, intake manifold, 6-Cyl. |
| 6/16 | Motor driver's seat, backrest angle | 6/141 | Motor folding head restraint left |
| 6/17 | Motor driver's seat, up/down front edge | 6/142 | Motor folding head restraint right |
| 6/18 | Motor driver's seat, up/down rear edge | 6/146 | Lock motor, rear left brake disc |
| 6/19 | Motor driver's seat, fore/aft | 6/147 | Lock motor, rear right brake disc |
| 6/20 | Motor passenger seat, fore/aft | 6/149 | Tailgate closing motor |
| 6/21 | Passenger seat motor, up/down front edge | 6/164 | Electrical power steering module (EPS) |
| 6/22 | Passenger seat motor, up/down rear edge | 6/165 | Motor tailgate opening left |
| 6/23 | Passenger seat motor, backrest angle | 6/166 | Motor tailgate opening right |
| 6/25 | Starter motor | 6/179 | Electric oil pump |
| 6/26 | Alternator control module (ACM) | 6/210 | Motor lumber support, left |
| 6/28 | Motor, passenger compartment fan | 6/211 | Motor lumber support, right |
| 6/32 | Rear window wiper motor | | |

List of components 3:7

| | | | |
|-------|---|--------|--|
| 7/4 | Brake fluid level sensor | 7/120 | Height sensor, suspension, rear left |
| 7/5 | Washer fluid level sensor | 7/121 | Height sensor, suspension, rear right |
| 7/6 | Oil pressure monitor | 7/122 | Mass movement sensor module (MMS), front |
| 7/8 | Pressure sensor, climate control system | 7/123 | Clutch pedal sensor |
| 7/12 | Solar sensor, twilight sensor and indicator alarm | 7/124 | Sensor brake pedal |
| 7/15 | Front heated oxygen sensor, 4-Cyl. | 7/130 | Fuel level sensor, ejector side |
| 7/15 | Front heated oxygen sensor, bank 1, 6-Cyl. | 7/131- | |
| 7/15 | Front heated oxygen sensor, Diesel | 7/134 | Parking assistance rear |
| 7/16 | Sensor, coolant temperature | 7/143 | Sensor fuel level, pump side |
| 7/17 | Mass airflow sensor (MAF) | 7/149 | Rain sensor module (RSM) |
| 7/23 | Rear knock sensor | 7/154 | Sensor fuel temperature |
| 7/24 | Knock sensor, 4-Cyl. | 7/156 | Pressure and temperature sensor fuel |
| 7/24 | Front knock sensor | 7/159 | Air quality sensor (AQS) |
| 7/25 | Impulse sensor, 4-Cyl. | 7/162 | Pressure sensor, fuel line |
| 7/25 | Impulse sensor, Diesel | 7/165 | Pressure and temperature sensor, intake manifold, 4-Cyl. |
| 7/25 | Impulse sensor, 6-Cyl. | 7/165 | Pressure and temperature sensor, intake manifold, Diesel |
| 7/31 | Sensor ABS, front left | 7/165 | Pressure and temperature sensor, intake manifold, 6-Cyl. |
| 7/32 | Sensor ABS, front right | | |
| 7/35 | Oil level sensor | 7/166 | Oil level sensor, 6-Cyl. |
| 7/41 | Temperature sensor evaporator | 7/168 | Fuel pressure sensor, low |
| 7/51 | Accelerator pedal sensor | 7/172 | Position sensor camshaft, intake side, 4-Cyl. |
| 7/56 | Sensor ABS, rear left | 7/172 | Position sensor camshaft, intake side, 6-Cyl. |
| 7/57 | Sensor ABS, rear right | 7/173 | Position sensor camshaft, outlet side, 4-Cyl. |
| 7/69 | Sensor outside temperature | 7/173 | Position sensor camshaft, outlet side 6-Cyl. |
| 7/73 | Coolant level sensor | 7/173 | Camshaft position sensor, exhaust side, Diesel |
| 7/81 | Pressure sensor, intake manifold, 4-Cyl. | | |
| 7/81 | Pressure sensor intake manifold, Diesel | 7/174 | Differential pressure sensor particulate filter |
| 7/81 | Pressure sensor, intake manifold, 6-Cyl. | 7/175 | Weight sensor passenger seat, seat belt reminder |
| 7/82 | Rear oxygen sensor, 4-Cyl. | | |
| 7/82 | Rear heated oxygen sensor, bank 1, 6-Cyl. | 7/190 | Temperature sensor, catalytic converter |
| 7/87 | Acceleration sensor, Four-C, front left | 7/191 | Temperature sensor, particle filter |
| 7/88 | Acceleration sensor, Four-C, front right | 7/193 | Position sensor Turbo |
| 7/89 | Acceleration sensor, Four-C, rear left | 7/199 | Ultrasonic sensor (IMS) |
| 7/90 | Moisture sensor | 7/200 | Sensor coolant temperature, 6-Cyl. |
| 7/91 | Steering angle sensor | 7/203 | Forward-aimed radar (FLR) |
| 7/93 | Occupant weight sensor (OWS) | 7/204- | |
| 7/103 | Front heated oxygen sensor, bank 2, 6-Cyl. | 7/207 | Front parking assistance sensor |
| 7/104 | Rear heated oxygen sensor, bank 2, 6-Cyl. | 7/208 | Side impact sensor, left front door |
| 7/108 | Side impact sensor, rear left | 7/209 | Side impact sensor, right front door |
| 7/109 | Side impact sensor, rear right | 7/210- | |
| 7/110 | Temperature sensor, driver's seat | 7/213 | Tire pressure sensor |
| 7/111 | Temperature sensor, passenger seat | 7/238 | Alcolock sensor |
| 7/112 | Seat temperature sensor, LH rear | 7/240 | Battery monitoring sensor (BMS) |
| 7/113 | Seat temperature sensor, RH rear | 7/243 | Gear position sensor neutral position |
| 7/115 | Side impact sensor, left B-post | 7/248 | Oil pressure and temperature sensor |
| 7/116 | Side impact sensor, right B-post | 7/251 | Brake vacuum sensor |
| 7/118 | Height sensor, suspension, front left | | |
| 7/119 | Height sensor, suspension, front right | | |

List of components 4:7

| | | | |
|--------|---|-------|--|
| 8/3 | Electromagnetic clutch, climate control system | 8/128 | Driver's belt force limiter |
| 8/6-11 | Injectors | 8/129 | Passenger belt force limiter |
| 8/18 | EVAP valve, 4-Cyl. | 8/134 | Solenoid, reverse interlock, manual |
| 8/18 | EVAP valve, 6-Cyl. | 8/157 | Turbocharger control valve, 5-Cyl. Diesel 2.4l |
| 8/19 | Reset valve, camshaft intake | 8/164 | Electric piston cooling valve |
| 8/20 | Shock absorbers, Four-C, front left | 9/1 | Outlet 12V front |
| 8/21 | Shock absorbers, Four-C, front right | 9/2 | Heated rear window |
| 8/22 | Shock absorbers, Four-C, rear left | 9/8 | Heating element, LH rear seat cushion |
| 8/23 | Shock absorbers, Four-C, rear right | 9/9 | Heating element, LH rear seat backrest |
| 8/28 | Turbocharger control valve | 9/10 | Heating element, RH rear seat cushion |
| 8/30 | Driver's side airbag igniter, stage 1 | 9/11 | Heating element, RH rear seat backrest |
| 8/31 | Passenger side airbag igniter, stage 1 | 9/12 | Seat heating module (SHM), driver's side |
| 8/32 | Igniter, airbag stage 2, passenger side | 9/13 | Seat heating module (SHM), passenger side |
| 8/33 | Igniter, belt tensioner, driver's side | 9/14 | Control module, rear left seat heater |
| 8/34 | Igniter, belt tensioner, passenger side | 9/15 | Control module, rear right seat heater |
| 8/36 | Shift lock solenoid | 9/16 | Heating element, driver's seat backrest |
| 8/37 | Automatic transmission | 9/17 | Heating element, passenger seat backrest |
| 8/46 | Activation unit DSTC | 9/18 | Heating element, driver's seat cushion |
| 8/48 | Auto-dimming rearview mirror | 9/19 | Heating element, passenger seat cushion |
| 8/51 | Igniter side airbag front driver's seat | 9/25 | Outlet 12V rear |
| 8/52 | Igniter side airbag front passenger seat | 9/30 | Auxiliary heater |
| 8/55 | Igniter, left rear belt tensioner | 9/32 | PTC resistor, crankcase ventilation |
| 8/56 | Igniter, right rear belt tensioner | 9/38 | Electrically heated fuel filter |
| 8/59 | Rear left head restraint solenoid | 9/39 | Heating element camera |
| 8/60 | Rear right head restraint solenoid | 9/42 | PTC-element |
| 8/61 | Igniter, airbag stage 2, driver's side | 9/43 | Heated windshield washer nozzle, left |
| 8/62 | Belt tensioner igniter, center rear seat | 9/44 | Heated windshield washer nozzle, right |
| 8/66 | Igniter, left inflatable curtain | 10/1 | Lamp housing, front left |
| 8/67 | Igniter, right inflatable curtain | 10/2 | Lamp housing, front right |
| 8/68 | Relief valve | 10/3 | License plate lighting |
| 8/77 | Control valve, fuel volume | 10/5 | Fog lights, front left |
| 8/78 | Power steering pressure monitor | 10/6 | Fog lights, front right |
| 8/81 | Reset valve, camshaft exhaust, 4-Cyl. | 10/11 | Running/parking light, front left |
| 8/92 | Lap belt tensioner, driver | 10/11 | Running/parking light, front left |
| 8/93 | Lap belt tensioner passenger | 10/12 | Running/parking light, front right |
| 8/98 | Control valve fuel pressure | 10/12 | Running/parking light, front right |
| 8/99 | Igniter, steering column | 10/13 | Direction indicator, front left |
| 8/111 | Fuel flow control valve | 10/14 | Direction indicator, front right |
| 8/113 | Bypass valve, EGR cooling, EURO5 | 10/15 | Direction indicator, left door mirror |
| 8/117 | Solenoid, variable valve timing, intake, 6-Cyl. | 10/16 | Direction indicator, right door mirror |
| 8/120 | EGR valve, Diesel EURO5 | 10/17 | Lamp housing, rear right |
| 8/124 | Igniter, airbag stage 3, passenger side | 10/18 | Lamp housing, rear left |
| 8/125 | Solenoid cam profile front | 10/19 | Brake lights extra |
| 8/126 | Solenoid cam profile rear | | |

List of components 5:7

| | | | |
|---------|---|--------|---|
| 10/22 | Ceiling light | 16/30 | Loudspeaker mid-range right front |
| 10/25 | Ceiling light cargo compartment | 16/35 | Siren control module (SCM) |
| 10/29 | Glove compartment lighting | 16/36 | TV receiver |
| 10/43 | Brake lights, right | 16/45 | Navigation system & Traffic information, portable |
| 10/44 | Tail light 1, right | 16/47 | Antenna GSM/GPS/RDAR |
| 10/46 | Fog lights, rear right | 16/49 | Traffic message channel module (TMC) |
| 10/47 | Direction indicator, right rear | 16/55 | Treble speaker, left front door |
| 10/48 | Reversing lights, right | 16/56 | Treble speaker, right front door |
| 10/50 | Brake lights, left | 16/60 | Phone module (PHM) |
| 10/51 | Tail light 1, left | 16/63 | GPS antenna, cellular phone |
| 10/53 | Fog lights, rear left | 16/65 | Immobilizer Antenna Unit (IAU) |
| 10/54 | Direction indicator, left rear | 16/79 | Subwoofer Module (SUB) |
| 10/55 | Reversing lights, left | 16/98 | Microphone |
| 10/64 | High beam, right | 16/105 | Audio module(AUD) |
| 10/65 | Auxiliary lights, front right | 16/109 | RSE control module |
| 10/66 | Low beam, right | 16/121 | VICS-antenna |
| 10/68 | High beam, left | 16/123 | External equipment input (AUX) |
| 10/69 | Auxiliary lights, front left | 16/127 | Microphone, handsfree cellular phone |
| 10/70 | Low beam, left | 16/132 | Antenna door lock tailgate |
| 10/72 | Front ashtray lighting | 16/133 | Antenna, door lock, cargo compartment |
| 10/114 | Vanity mirror lighting, left | 16/134 | Antenna, door lock, passenger compartment 2 |
| 10/115 | Vanity mirror lighting, right | 16/135 | Antenna, door lock, passenger compartment 3 |
| 10/125 | Left-hand front courtesy lighting | 16/136 | LH rear door tweeter |
| 10/126 | Right-hand front courtesy lighting | 16/137 | RH rear door tweeter |
| 10/148 | Lighting, left front door mirror | 16/138 | Right-hand rear window antenna |
| 10/149 | Lighting, right front door mirror | 16/140 | SIM card reader |
| 10/150A | Rear reading light | 16/145 | Remote Digital Audio Receiver (RDAR) |
| 10/150B | Rear reading light | 16/154 | Antenna spoiler rear |
| 10/249 | Sill lighting, front driver's side | 16/159 | Control module, cellular phone handsfree |
| 10/250 | Sill lighting, front passenger side | 16/162 | Digital Audio Broadcast Module (DABM) |
| 11A/no. | Main fuses in engine compartment fuse box | 16/164 | Display & DVD headrest left (RSE) |
| 11B/no. | Fuses in engine compartment fuse box | 16/165 | Display & DVD headrest right (RSE) |
| 11C/no. | Fuses in distribution box passenger compartment | 16/181 | Rear headphone sockets |
| 11D/A | Fuses in cargo compartment fuse box | 16/185 | TV Antenna 1 |
| 15/31 | Distribution box in engine compartment | 16/186 | TV-Antenna 2 |
| 15/32 | Distribution box in cargo compartment | 17/13 | Data link connector |
| 15/36 | Distribution box in passenger compartment | 17/19 | 12 V outlet, cargo compartment |
| 15/37 | Engine compartment cold zone | 17/37 | 4-pin outlet, tow hitch cable harness |
| 16/1 | Integrated Audio Module (IAM) | 17/38 | 7-pin outlet, tow hitch cable harness |
| 16/3 | Right-hand front door speaker | 17/39 | 13-pin outlet, tow hitch cable harness |
| 16/4 | Left-hand front door speaker | 17/42 | USB-port |
| 16/5 | Speaker, right rear door | 17/42 | USB-port, Accessories |
| 16/6 | Speaker, left rear door | 17/45 | Alcolock outlet |
| 16/10 | Horn | 18/4 | Contact reel |
| 16/16 | Window antenna amplifier | | |
| 16/26 | Speaker, dashboard middle | | |
| 16/29 | Loudspeaker mid-range left front | | |

List of components 6:7

| | | | |
|----------|--|---------|-----------|
| 20/3-8 | Spark plug and ignition coil | 74/9 | Connector |
| 20/16 | Capacitor | 74/30 | Connector |
| 20/22-26 | Glow plug | 74/31 | Connector |
| 26/6 | Converter/control module, sill moldings, driver's side | 74/301 | Connector |
| 26/7 | Converter/control module, sill moldings, passenger side | 74/302 | Connector |
| 26/8 | Alcolock charging cradle | 74/304 | Connector |
| 27/2 | Indicator, visual collision warning | 74/309 | Connector |
| 27/3 | Left Camera Module (LCM) | 74/310 | Connector |
| 27/4 | Right Camera Module (RCM) | 74/313 | Connector |
| 27/5 | Forward looking camera | 74/316 | Connector |
| 27/6 | Camera | 74/321 | Connector |
| 27/7 | Camera | 74/401 | Connector |
| 27/8 | Camera, wide angle front | 74/403 | Connector |
| 31/1 | Ground connection, PTC | 74/404 | Connector |
| 31/2 | Ground connection, Left wheel housing | 74/405 | Connector |
| 31/3 | Ground connection, Body battery | 74/406 | Connector |
| 31/4 | Ground connection, engine | 74/407 | Connector |
| 31/5 | Ground connection, rear edge roof | 74/407B | Connector |
| 31/6 | Ground connection, Left bottom rail | 74/409 | Connector |
| 31/7 | Ground connection, Left bottom rail | 74/411 | Connector |
| 31/10 | Ground connection, Left bottom rail | 74/412 | Connector |
| 31/15 | Ground connection, Right bottom rail | 74/414 | Connector |
| 31/47 | Ground connection, Left rear bumper abut- ment | 74/416 | Connector |
| 31/48 | Ground connection, Right rear bumper abut- ment | 74/417 | Connector |
| 31/65 | Ground connection, Rear seat riser, left side 1 | 74/418 | Connector |
| 31/66 | Ground connection, Rear seat riser, left side 2 | 74/419 | Connector |
| 31/67 | Ground connection, Rear seat riser, right side 1 | 74/420 | Connector |
| 31/68 | Ground connection, Rear seat riser, right side 2 | 74/421 | Connector |
| 31/83 | Ground connection, Left bottom rail | 74/428 | Connector |
| 31/84 | Ground connection, Right bottom rail | 74/429 | Connector |
| 31/88 | Ground connection, Engine ignition coils, 4-Cyl. | 74/430 | Connector |
| 31/88 | Ground connection, Engine ignition coils, 5-Cyl. | 74/503 | Connector |
| 31/88 | Ground connection, Engine ignition coils, 6-Cyl. | 74/504 | Connector |
| 31/89 | Ground connection, Engine ignition coils, 4-Cyl. | 74/504B | Connector |
| 31/89 | Ground connection, Engine ignition coils, 5-Cyl. | 74/507 | Connector |
| 31/89 | Ground connection, Engine ignition coils, 6-Cyl. | 74/508 | Connector |
| 31/90 | Ground connection, Engine ignition coils, 6-Cyl. | 74/509 | Connector |
| 31/93 | Ground connection, Left wheel housing 2 | 74/510 | Connector |
| 31/94 | Ground connection, Right wheel housing 2 | 74/511 | Connector |
| 31/95 | Ground connection, Left wheel housing 3 | 74/512 | Connector |
| 31/96 | Ground connection, Right wheel housing 3 | 74/513 | Connector |
| 31/131 | Start/stop function | 74/514 | Connector |
| 31/XX4 | Ground connection, Engine-Body | 74/515 | Connector |
| 31/XX10 | Ground connection, Left wheel housing 1 | 74/518 | Connector |
| 31/XX14 | Ground connection, Left wheel housing 3 (ABS) | 74/519 | Connector |
| 31/XX15 | Ground connection, Right wheel housing | 74/520 | Connector |
| 31/AL | Ground connection, Auxiliary lights | 74/524 | Connector |
| 31/INFOT | Ground connection, Infotainment | 74/526 | Connector |
| 31/TRM | Ground connection, Accessories | 74/527A | Connector |
| | | 74/527B | Connector |
| | | 74/529 | Connector |
| | | 74/530 | Connector |
| | | 74/531 | Connector |
| | | 74/532 | Connector |
| | | 74/534 | Connector |
| | | 74/537 | Connector |
| | | 74/543 | Connector |
| | | 74/545 | Connector |
| | | 74/602 | Connector |
| | | 74/604 | Connector |
| | | 74/606 | Connector |
| | | 74/901 | Connector |

List of components 7:7

| | | | |
|---------|-----------------------------------|---------|-----------------------------------|
| F/no. | Fuses | 10X/126 | Connector interface, original car |
| PF/no. | Main fuse by battery | 16X/1 | Connector interface, original car |
| 10X/29 | Connector interface, original car | 74X/9 | Connector interface, original car |
| 10X/125 | Connector interface, original car | 74X/414 | Connector interface, original car |